

# Oceanic Veo 1.0 Computer Diver

## Instructor Outline

### Course Description (Overview)

The purpose of the [Oceanic Veo 1.0 Computer Diver](#) Specialty Course is to educate scuba divers on the proper use of the Oceanic Veo 1.0 Personal Dive Computer and others. Dive computers are an integral part of every scuba diver's gear set. In fact, it is hard to imagine a diver choosing not to use a dive computer today. Dive computers have become more reliable and much more sophisticated than they were twenty five years ago, but have divers kept up with the technological advances in today's dive computers? NASE advocates the use of dive computers in their training programs and Oceanic, in full support of this initiative, has partnered with DiveNav to develop of multimedia material to facilitate the education of divers planning to use Dive Computers in their scuba activities.

Now, by integrating the multimedia material developed by DiveNav into this Distinctive Specialty, NASE offers you a tool to further the education of your students. The goal of the [Oceanic Veo 1.0 Computer Diver](#) Distinctive Specialty is to train the student diver to properly use the Personal Dive Computer when performing recreational – non decompression - dives using air.

### Course Requirements

### Student/Instructor Ratios and Supervision

Please refer to "Specialty Course Guidelines" general requirements, ratios and supervision. Minimum certification for this course is the NASE Worldwide Open Water Diver or equivalent. Students ages 12 to 15 may participate in this course and, if successful, be awarded NASE Junior certification. Students in the course are to be under the direct or indirect supervision of an Active status NASE Worldwide at all times. Please Note: These are the maximum allowable ratios under ideal conditions.

This course includes an independent online learning session and open water session.

The course can be taught by any current and insured NASE Oceanic Veo 1.0 Computer Diver Specialty Instructor.

**Text:**

- Oceanic Veo 1.0 Computer Online Class – available at DiveComputerTraining.com. Student must complete such online class and obtain the Certificate of Completion from DiveComputerTraining.com (see sample in Attachment I).
- Student can enroll in the Oceanic Veo 1.0 Computer Online Class independently or by obtaining an Activation Code from the dive store or from the Instructor. It is recommended that dive store or Instructor provides to student an Activation Code to allow student to enroll in the Online Class and a Store Certificate Code so student can obtain the Certificate of Completion.

**Equipment:**

All instructor and student equipment listed in the General Standards and Procedures is to be used during the Oceanic Veo 1.0 course, additionally:

- NASE Veo 1.0 Computer Diver Course Instructor Outline (Instructor only – this document)
- Student and Instructor equipment as outlined in the General Standards and Procedures
- Oceanic Veo 1.0 Personal Dive Computer
- Oceanic Veo 1.0 Personal Dive Computer Operating Manual

**Prerequisite:**

- Certified as a NASE Open Water Diver or Equivalent
- Be at least 12 years old.

**Minimum Dives and Depths:**

- Accrue a minimum of at least 20 minutes of actual bottom time over a minimum of one dive.
- Minimum depth for skill assessments during open-water training dives is 15 ft.
- Maximum depth for skill assessment is 20 m/66 ft

## Course Content Overview

By the end of Knowledge Development, student divers will be able to:

- Describe the key indicators on the Oceanic Veo 1.0 dive computer
- Demonstrate how to set the Oceanic Veo 1.0 dive computer for an air, non deco dive
- Demonstrate how to plan a non deco dive using the Oceanic Veo 1.0 dive computer
- Describe the normal mode dive screens of the Oceanic Veo 1.0 dive computer

- Demonstrate how to review a dive in the Oceanic Veo 1.0 dive computer dive computer log-book
- Describe the safety stop and deep stop features of the Oceanic Veo 1.0 dive computer
- Describe the nitrox mode dive screens of the Oceanic Veo 1.0 dive computer
- Describe how the Oceanic Veo 1.0 dive computer reacts to a fast ascent
- Describe the deco mode dive screens of the Oceanic Veo 1.0 dive computer
- Describe the deco procedures of the Oceanic Veo 1.0 dive computer
- Describe cleaning and maintenance procedures for the Oceanic Veo 1.0 dive computer

## Course Cost

To be defined by Dive Store / Instructor.

Academics costs: covers enrolment in the Oceanic Veo 1.0 Online Class : MSRP = \$4.95 - Student can enroll in the Veo 1.0 online class either by purchasing it directly at DiveComputerTraining.com or by using an Activation Code. It is recommended that the Dive Store or Instructor provides to student an Activation Code to allow student to enroll in the Oceanic Veo 1.0 Online Class. See Attachment II for detailed instructions for Dive Stores on how to obtain Activation Codes. See Attachment III for detailed student instructions on how to enroll in the Oceanic Veo 1.0 Online Class.

Certification of Completion cost: MRSP = \$5.00 - Student can obtain the Certificate of Completion either by purchasing it directly or by redeeming it using the Store Certificate Code. See Attachment II for detailed dive store instructions on how to obtain Store Certificate Codes. See Attachment III for detailed student instructions on how to obtain the Certificate of Completion.

Open Water dive cost: to be defined by Dive Store / Instructor.

NASE Specialty Card cost: - NASE standard cost for specialty cards.

## Certification Requirements

By the completion of the course, student divers must complete the Knowledge Development portion of this class and must complete *all* performance requirements for [Oceanic Veo 1.0 Computer Diver](#) Dive.

The instructor certifying the student diver must obtain from diver the Certificate of Completion of the Knowledge Development portion of this course and must ensure that all certification requirements have been met. The certifying instructor obtains an [Oceanic Veo 1.0 Computer Diver](#) certification from NASE Worldwide

## Other information pertinent to training

### Knowledge Development:

The Knowledge Development portion of this course is composed by the [Oceanic Veo 1.0 Online Class](https://www.divecomputertraining.com/oceanic-veo-1.0-online-class) available at DiveComputerTraining.com.

The [Oceanic Veo 1.0 Online Class](https://www.divecomputertraining.com/oceanic-veo-1.0-online-class) is an easy to navigate, structured class with 10 modules, 33 sections, several quizzes and a final test.

Each section contains a professionally made, effective video with accompanying notes. The class shows how to program the Veo 1.0 and how to plan a dive with it. Then the class takes the student for a virtual dive with the Veo 1.0 first using air then with Nitrox. It also covers advanced scenarios such as performing a deep stop, decompression situations and reviews how the Veo 1.0 responds to those potentially dangerous situations - such as ascending too fast or going too deep - that a student might encounter while diving.



The Veo 1.0 Online Class is available to the student for 12 months since enrollment and could also be used as an online multimedia User Manual that can be consulted from anywhere around the world.

To complete the online class, student should view all videos, answer all quizzes, pass the final test, accept the Liability Release and review the Closing Recommendations section.

The class is organized based on progressive learning and as such the student is recommended to take the online class following the modules and sections in sequence. At the same time, the interactive organization of the class allows student to directly access a specific section for easier reference.

Also, it is recommended that while taking the class, the student should consult the Veo 1.0 Operating Manual and be in possession of the Veo 1.0 dive computer for direct reference and practice.

**Upon completion of the Oceanic Veo 1.0 online class, the student must obtain from DiveComputerTraining.com the Certificate of Completion of the Knowledge Development portion of this course and provide a copy to the Instructor.**

As an Instructor you can verify the Certificate of Completion at <http://www.divecomputertraining.com/membercheck.php> by entering the Certificate ID number printed on the certificate.

See Attachment I for a sample of the Certificate of Completion and Attachment III for student instructions on how to enroll in the Veo 1.0 Online Class and obtain the Certification of Completion.

## Open Water Dive:

The main objectives of the Open Water Dive are to have the students practice using the Veo 1.0 dive computer and verify that they are properly using it.

1) By the end of the Open Water dive, student divers will be able to:

- Set the Oceanic Veo 1.0 Dive Computer for a no deco dive using Air
- Plan a no deco, air dive using the Oceanic Veo 1.0 Dive Computer
- Demonstrate proper use of the Oceanic Veo 1.0 Dive Computer by communicating, while diving, several key dive indicators
- Demonstrate proper use of the Oceanic Veo 1.0 Dive Computer safety stop feature
- Demonstrate proper understanding of the Oceanic Veo 1.0 Dive Computer log-book.

2) Before diving, students should demonstrate proper knowledge of the Oceanic Veo 1.0 Dive Computer by describing the key indicators of the Veo 1.0 and properly use it by:

- a. Set proper measurement system
- b. Set FO2 to Air
- c. Set PO2 Alarm to 1.4ATA
- d. Set Deep Stop to OFF
- e. Set Algorithm to DSAT
- f. Access the Veo 1.0 Pre Dive Planning Sequence
- g. Identify Dive Time Allowed based on planned depth for the dive

3) While diving, student will demonstrate proper use of the Oceanic Veo 1.0 Dive Computer by:

1. Communicate Current Depth
2. Communicate Dive Time Remaining
3. Communicate level of Tissue Loading
4. Communicate Elapsed Dive Time
5. Communicate Water Temperature (alternate screen)
6. Make a Safe Ascent to the Safety Stop depth monitoring the Veo 1.0 Ascent Rate Indicator
7. While performing the Safety Stop communicate stop countdown timer

4) At the end of the dive , student will demonstrate proper knowledge of the Oceanic Veo 1.0 Dive Computer by:

1. Review Time to Fly and Desaturation Time indicators
2. Review the Residual Nitrogen indicator
3. Review all data screens of logbook for dive just completed
4. Plan a second dive at the same depth as the previous dive; note if the new Dive Time Allowed differs from the one identified during the dive briefing (2.g)

**Attachment I**  
**Certificate of Completion of Knowledge Development (sample)**



## Attachment II

### Online Class Instructions for Dive Store

#### Overview

As indicated in section 2, students must independently perform the Knowledge Development portion of this course by taking the Oceanic Veo 1.0 online class – available at [DiveComputerTraining.com](http://DiveComputerTraining.com) – and providing to Instructor a Certificate of Completion.

Student may enrol in the Veo 1.0 online class either by purchasing it directly or by obtaining an Activation Code from the dive store. In the same way, student may purchase directly the Certificate of Completion or redeem it using a Store Certificate Code obtained from his/her local dive store.

It is recommended that the dive store includes in the cost of this course both the Activation Code and the Store Certificate Code. In this attachment you can find instructions on how a dive store can obtain both types of codes.

#### Register with Divecomputertraining.com

*Before a dive store can order our codes, it must first register with the DiveComputerTraining.com service as a "Scuba Shop"; to do so, just go to [www.divecomputertraining.com](http://www.divecomputertraining.com) and click on the **REGISTER** button then select the **Scuba Shop** option and fill in the required form (make sure to write down your Username and Password !).*



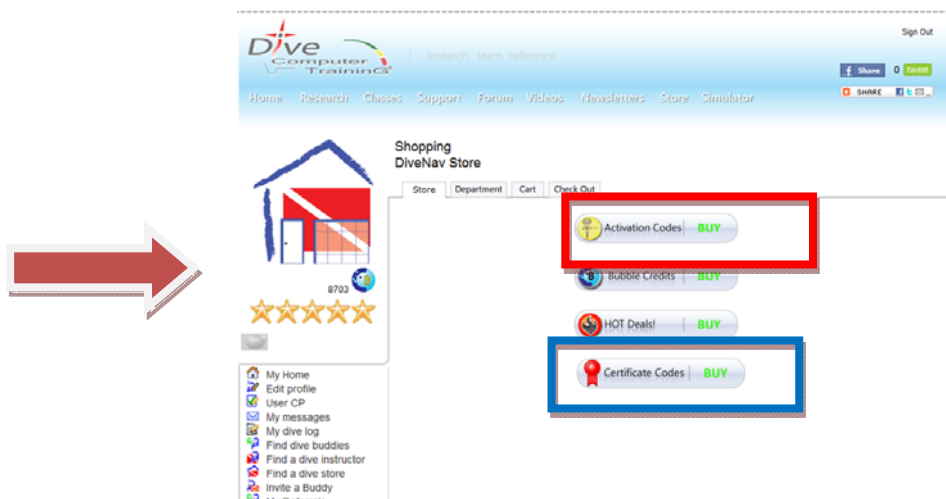


## Enter dive store



Once you have completed the registration, go back to the main page and log-in using your Username and Password. As a dive store you will be able to access DiveNav's online store by clicking on the Store button.

Once inside the online store you will be able to purchase both the **Activation Codes** and the **Store Certificate Codes**.

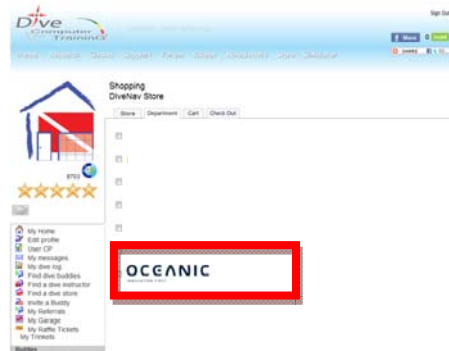


## Activation codes for online class

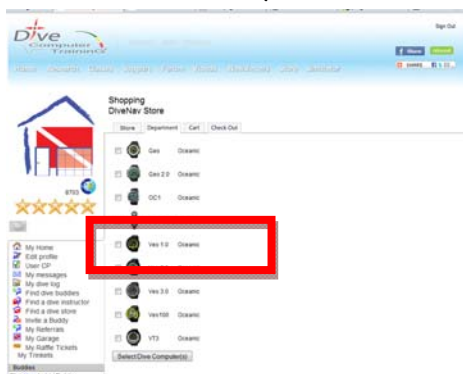
To purchase Activation Codes for online classes, click on the **Activation Codes** button

Select Manufacturer

Then click on the **OCEANIC** logo ....



Select Product & Quantity



... select the Dive Computer for which you would like to purchase Activation Codes



... and decide how many Activation Codes you would like to purchase



### ***Digital Activation Codes vs. Printed Activation Codes***

When you reach the quantity selection page you will notice that the first line refers to **DIGITAL ACTIVATION CODE**. Our Activation Codes are available in 2 forms: Digital and Printed.

Digital Activation Codes are easier to order (you can order just one – when you need it) and easier to get (the Digital Activation Code will be emailed to you shortly after you complete the transaction) but it is your responsibility to then provide the Digital Activation Codes to your students (print out the email and hand it over to your students... or just forward the email to them). Just make sure that you do NOT provide the same Activation Code to 2 different people ..... otherwise one of them will be very disappointed.

Printed Activation Codes are the preferred choice for large dive stores/chains that include them in the dive computer box. The Printed Activation Codes have the size of a business card, have an UPC code printed on them, are customized with your dive store name and have a minimum quantity requirement.



If you want, we can also replace the default background image with an image of your choice, but there is a one time set-up fee for this.

Depending on your location, it could take between 5 to 15 days to receive the Printed Activation Codes.

**Please note that each Activation Code is valid for 12 months since activation and could be used ONLY by ONE student.**

Complete the transaction using PayPal

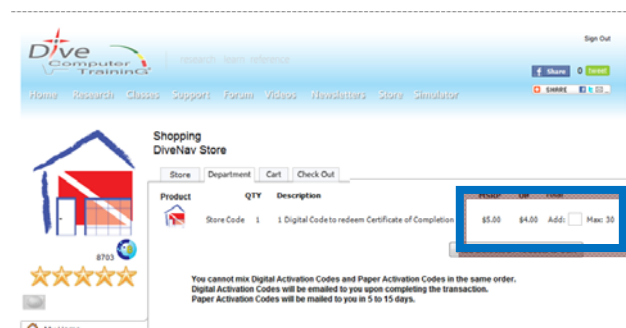
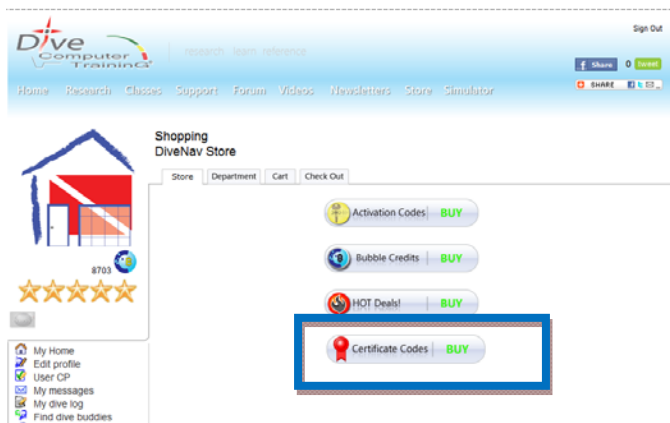
Review your cart, and then proceed to PayPal to complete the transaction.

If you do not have a PayPal account, you can use a credit card to pay for the activation codes; once you reach the PayPal page just click on the link “pay with credit card” and PayPal will take care of it for you.

## Store Certificate Codes

Store Certificate Codes allow students to obtain the Certificate of Completion by redeeming the code.

Each Store Certificate Code is a unique string of 9 alphanumeric digits and could be used only once – and only by one student. To order Store Certificate Codes just click on the [Certificate Codes](#) button



Then select the amount... select amount of Store Certificate Codes you would like to order

Note that the Store Certificate Codes are **DIGITAL ONLY**. This means that they will be emailed to you shortly after you complete the transaction and it is your responsibility to provide the Store Certificate Codes to your students (print out the email and hand it over to your students... or just forward the email to them). Just make sure that you do NOT provide the same Store Certificate Code to 2 different people ..... otherwise one of them will be very disappointed.

**Please note that each Store Certificate Code could be used ONLY ONCE and ONLY by ONE student.**

### **Complete the transaction using PayPal**

*Review your cart, and then proceed to PayPal to complete the transaction.*

*If you do not have a PayPal account, you can use a credit card to pay for the activation codes; once you reach the PayPal page just click on the link "pay with credit card" and PayPal will take care of it for you.*

### Attachment III

#### Online Class – Instructions for Student

## 1 Register with Divecomputertraining.com

*Before a student can enrol in the Veo 1.0 online class, he/she must first register with the DiveComputerTraining.com service.*



## 2 Select Class Type



*Once the registration is completed student must log-in at DiveComputerTraining.com and then click on the **Classes** button on the main navigation bar and then click on the **Dive Computer Classes** button*

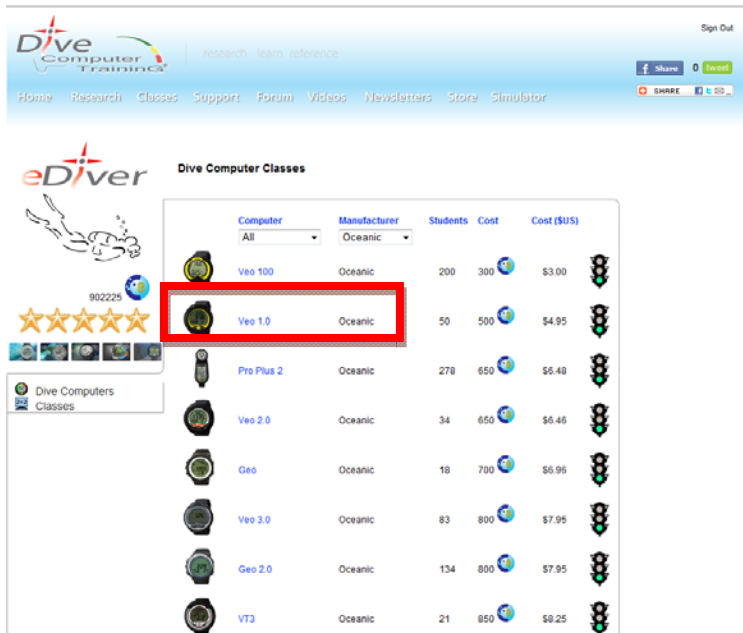
### 3 Select Manufacturer

Student should click on the  
**OCEANIC** logo



### 4 Select Dive Computer and Start Class

Then student should  
click on the icon of the  
Oceanic Veo 1.0 Dive  
Computer



## 5 Enroll in Class

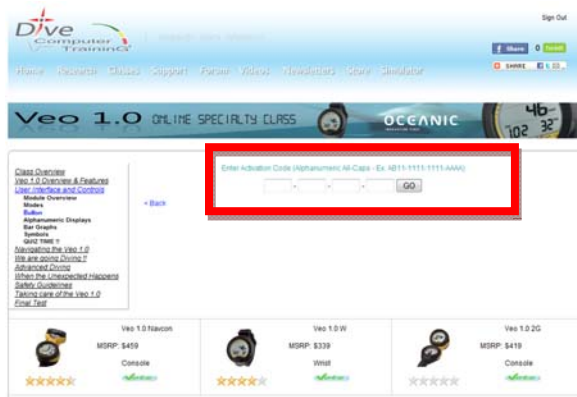
*The first few sections of every Online Class are free and everyone can see them. But, at a certain point the website will ask student to enroll in class.*

*A student can enroll in a class either by purchasing it directly or by using an Activation Code provided by the dive store.*

*If student has received an Activation Code from the dive store, then student should click on the **Use Activation Code** button.*



### 5.1 Enter Activation Code



*And finally, student should enter the Activation Code in the required spaces and press the GO button to continue with the class.*



**Remember that the Activation Code is valid for 12 months since activation and could be used only by one person.**



## 6 Take Online Class

To complete the online class, student should view all videos, answer all quizzes, pass the final test, accept the Liability Release and review the Closing Recommendations section.

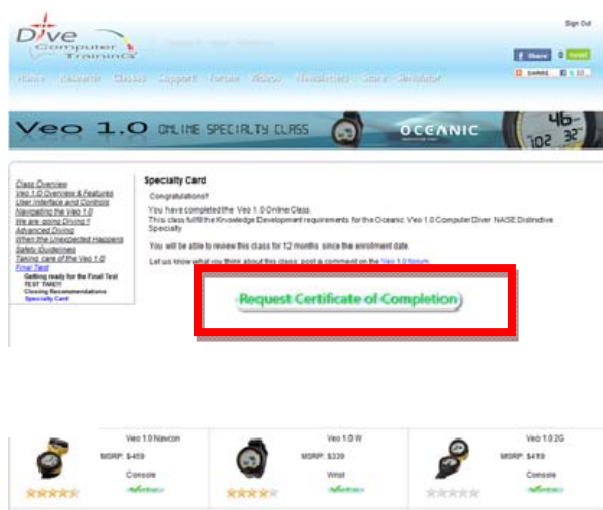
The class is organized based on progressive learning and as such the student is recommended to take the class following the modules and sections in sequence. At the same time, the interactive organization of the class allows student to directly access a specific section for easier reference.

Also, it is recommended that while taking the class, the student should consult the Veo 1.0 Operating Manual and be in possession of the Veo 1.0 dive computer for direct reference and practice.

## 7 Certificate of Completion

### 7.1 Request Certificate of Completion

Upon completing the final test, accepting the Liability Release, and after reviewing the Closing Recommendations section, the student will be shown the



“Specialty Screen” in which he/she may choose to request the Certificate of Completion; to do so, student should click on the **Request Certificate of Completion** button.





## 7.2 Order Certificate of Completion

Student may obtain the Certificate of Completion either by purchasing it directly or by using a Store Certificate Code.

Before ordering the Certificate of Completion, student should verify that the name that will be printed on the certificate and that the email address to which the certificate will be email are both correct.

If student has received a Store Certificate Code from the dive store, then he/she should click on the **Redeem Certificate Using Store Code** button.



Note that the Store Certificate Code is a DIFFERENT code than the class Activation Code; the class Activation Code is a 16 digits alphanumeric string while the Store Certificate Code has only 9 digits.

## 7.3 Receive Certificate of Completion

Subject: Certificate of Completion

Dear userId,  
here is the Certification of Completion you have requested.

Print out this email and give a copy to your Instructor.

Best Regards,

DiveNav Team



Note for Instructor:

As an Instructor you can verify this certificate at [www.divecomputertraining.com/memberscheck.php](http://www.divecomputertraining.com/memberscheck.php) by entering the Certificate ID number printed on this certificate.

*Once student has ordered the Certificate of Completion, either by purchasing it or using a Store Certificate Code, such certificate of completion will be emailed to the student.*

*Student should then provide a copy of the Certificate of Completion to his/her instructor.*