



Your healthy living center
www.obbomed.com

GB

User's Manual

USB Warming Gloves
with Carbon Fiber Heating Elements
Model No. MH-1000







Please carefully read through this manual before first use, and store it in safe place. If you pass the product to another person, hand over this manual along with it!

Table of Contents

1. Explanation of Symbols
2. Intended Use of Product
3. Safety Instruction
4. Health Precautions
5. Scope of Delivery (Accessories)
6. Appliance Description
7. Technical Data & Material
8. Product Features
9. Care (& Storage) Instruction
10. Disposal
11. Warranty
12. Distribution & Service

1. Explanation Symbols

 DANGER	DANGER: Warning of risk of serious injury or health hazards
 WARNING	WARNING: Warning of risk of injury or health hazards
 CAUTION	CAUTION: Safety information about possible damage to appliance/ accessories
 NOTE	NOTE: Important information

2. Intended Use of Product



- For indoor use only, this product is not designed for hospital/ medical use.
- Use the product only for its intended use described in the manual.
- Recommended for: Cold hands in winter time.

3. Safety Instruction

All below information serves to protect health of user and the health of other person. Also protects the product from any damage while using.



- Do not operate the product with wet hands.
- Do not use in or around water.
- Do not place or store this product where it might fall into a tub, sink, or toilet.
- Do not reach for product that has fallen into water. Unplug immediately.
- Do not damage, break, rework, bend forcibly, pull or bundle the power cord. Protect it from being placed under heavy objects or caught between objects while moving the product. A damaged cord may lead to fire or electric shock.
- Do not use this product in a damp or humid environment or if the product itself is damp. Only use this product when it is completely dry.



- In the unlikely event of product malfunction, turn off power and stop using immediately. Please contact the local dealer for repair. Any tampering voids warranty.
- Use the product only for its intended use as described in this manual.
- Do not put objects (e.g. a pillow or towel), substances (e.g. medical or cosmetic creams or lotions) onto the product.

- Do not use attachments not provided with the product.
- Do not use this product under a blanket - this may lead to overheating.
- Do not use with other electrical appliances.
- Do not leave this product on or plugged in when not in use.
- Disconnect this product if you feel drowsy and before you fall asleep to avoid low-temperature burn.
- Do not pull USB cable to unplug this product to avoid wire damage. Make sure to grasp the USB plug.
- Avoid dropping this product, as it is not shock resistant.
- Avoid contact with sharp edges or pointed objects, which might cut or puncture the fabric.
- Choking hazard!! Please keep this product out of reach of children or babies.
- Close supervision is necessary when this appliance is used by, on or near children or those with limited dexterity or mobility.
- This product is not intended for persons (including children) with reduced physical sensory or mental capabilities, or lack of experience and knowledge; unless they have supervision or instruction concerning the use of the product by a person responsible for their safety.


4. Health Precautions




- Consult doctor or physician before use if you are/ have:
 - ▶ Recovering from surgery
 - ▶ Tumors, acute illnesses or aches
 - ▶ Osteoporosis, dysesthesia, or anemia
 - ▶ Diabetes, phlebitis, thrombosis
 - ▶ Heart and vascular diseases
 - ▶ Individuals with pacemakers or other implanted electronic devices
 - ▶ Skin sensitivity to heat or dermatitis
 - ▶ Muscle strains
 - ▶ Open wounds on your hands
 - ▶ Skin infections or eruptions
 - ▶ Under the effects of alcohol, sleeping pills or sedatives
 - ▶ Insensitive to heat
 - ▶ Pregnant
 - ▶ Menstruating
- If you have any concerns regarding your health, consult your doctor before using this product.
- Please stop using it immediately if you experience any pain or discomfort while using this product.

5. Scope of Delivery (Accessories)

- ▶ A pair of warming gloves with carbon fiber heating elements
- ▶ USB cable connector for indoor use, cable length 160 cm
- ▶ User's manual

 AC 110V-230V to DC 5V, 2A USB adapter is not included.

6. Appliance Description & Operation

-  1. Connect the USB Cable to the gloves and insert the cable into USB port on laptop, PC or proper AC110V-230V to DC 5V, 2A USB adapter (not part of scope of delivery) the gloves will automatically warm up.
2. Put your hands inside.
3. Disconnect the USB cable to turn off.



Remove any other accessories (e.g. rings or bracelets) from your fingers or wrist.



Please do not wrap power cord around the product. Do not hang the product by power cord.

7. Technical Data & Material

Product Name :	USB Warming Gloves with Carbon Fiber Heating Elements
Item Number:	MH-1000
Working Power:	DC 5V, 1A USB Power
Universal Size:	15 x 8 cm / 5.9" x 3.2" (L x W)
Material:	Velour and carbon fiber heating element

8. Product Features

- Powered by 5V low-voltage USB interface
- Uses latest carbon fiber heating technology
- Heating temperature up to 43°C /109°F
- Soft, plush velour for comfort
- Detachable USB for more convenience

9. Care & Storage Instruction



- In the unlikely event of product malfunction, turn off power and stop using immediately. Please contact the local dealer for repair. Any tampering voids warranty.
- Unplug the USB and allow the unit to cool before cleaning.
- Do not use abrasive or chemical cleaners.
- Gloves are not washable, only surface wipe (clean water only) with damp cloth, and only use the gloves when it is completely dry.
- Let the product cool down completely before folding and storage.
- Do not fold it too tight.
- Store the product in its box or a clean and dry place.
- Keep the product out of reach and sight of children.
- Keep this product and its USB cable away from heat, moisture, and direct sunlight.

10. Disposal



Disposal of packing and product after end of lifetime.
Deliver all packing materials at a collection point or in the appropriate bins for recycling.

11. Warranty



The statutory warranty period applies. If the product is defective, please contact the manufacturer's service centre (see service e-mail at the end of this manual) or your retailer. For repair and warranty processing, please include the following documents when you send in the product:

- A copy of the receipt with purchasing date.
- A reason for the claim or description of the fault.

No guarantee is provided when the product is not installed / operated according to this manual, used for other purposes or careless use of the product.

12. Distribution & Service

Distribution by ObboMed Group:

Webshop: www.obbomed.com

Europe:

Morseweg 11, 8503 Ah Joure,
The Netherlands

Mail: service-eu@obbomed.com

United States:

377 South Acacia Avenue, Fullerton,
CA 92831, USA

Mail: service@obbomed.com