

## OSPREY ADDONS™

Customize and protect your pack with Osprey's full line of AddOns.™ For the full lineup, please visit your local Osprey retailer or visit our web site [www.ospreypacks.com](http://www.ospreypacks.com).



## PACK CARE



Osprey recommends Nikwax™ products for pack care. For complete instructions on cleaning your pack, visit: [www.ospreypacks.com/PackTech/PackCare](http://www.ospreypacks.com/PackTech/PackCare)

Your pack is an extremely durable product built for years of use and abuse. However, some basic procedures will ensure that your pack holds up optimally.

- After each trip be sure to clean out your pack thoroughly.
- If it's wet, hang it to dry.
- Loosen all the straps.
- Wash your pack every now and then. (Do not immerse travel packs with our High Road™ Wheeled Chassis.)

## PACK YOUR PACK

Loading your pack correctly optimizes comfort while you are carrying it. For complete information visit: [www.ospreypacks.com/PackTech/HowToPackYourPack](http://www.ospreypacks.com/PackTech/HowToPackYourPack)



## GUARANTEE

At Osprey, sustainability is designed into our packs, which are built to last a lifetime and backed by a superb guarantee, no matter how hard you are on your gear. Visit [www.ospreypacks.com](http://www.ospreypacks.com) for details.

## QUESTIONS?

Contact Osprey Customer Service. Real help from real people. Scroll over the customer service tab at [www.ospreypacks.com](http://www.ospreypacks.com).

**OSPREY PACKS, INC.**  
115 PROGRESS CIRCLE  
CORTEZ, CO 81321 USA  
866-284-7830

# Talon Series Owner's Manual



Congratulations on your purchase of an Osprey Talon Series pack. Our obsession with detail rewards you with a truly full-featured pack and we want to be sure that you understand and utilize your pack completely. Here's a full tour of your pack from the ground up.



[WWW.OSPREYPACKS.COM](http://WWW.OSPREYPACKS.COM)

- CN** 如欲觀看繁體中文使用者手冊，請瀏覽 [www.ospreypacks.com](http://www.ospreypacks.com)  
请访问[www.ospreypacks.com](http://www.ospreypacks.com)获得该用户手册的中文版本
- JP** 日本語版オーナーズマニュアルはオスプレー社のWeb サイト (<http://www.ospreypacks.com>) からダウンロードすることができます。
- FR** Veuillez visiter [www.ospreypacks.com](http://www.ospreypacks.com) pour une version en français de ce guide d'utilisation.
- DE** Auf der Homepage [www.ospreypacks.com](http://www.ospreypacks.com) finden Sie die deutsche Version dieses enutzerhandbuchs.
- ES** Visita por favor [www.ospreypacks.com](http://www.ospreypacks.com) para ver la versión de nuestro manual en Español.
- IT** Visita il sito [www.ospreypacks.com](http://www.ospreypacks.com) per la versione in Italiano del manuale d'uso.
- KR** [www.ospreypacks.com/PackTech/OwnersManuals](http://www.ospreypacks.com/PackTech/OwnersManuals) 에서 사용자 설명서를 다운로드하세요

## SHARED FEATURES

### AirScape™ Backpanel

Every Talon Series pack features the AirScape™ backpanel, a mesh covered, 4mm HDPE ridge molded foam backpanel with integrated channels and central air chimney.



### Torso Adjustable Harness

The Talon 44, 33 and 22 feature two torso adjustable sizes. To adjust, **A** loosen load lifter straps at top of harness, **B** slide hand between backpanel and harness to release hook and loop closure, **C** slide harness into position using arrows to guide.




### Front/Dual Side Stretch Woven Pockets

The Talon 44, 33 and 22 feature a stretch woven front pocket with integrated blinker patch and dual stretch woven side pockets with InsideOut™ Compression allowing you to tension and secure your load easily even when the pockets are in use. To route the InsideOut™ compression straps as desired, **A** locate the duckbill to the top and side of the stretch woven side pocket and unthread the webbing through this buckle and the corresponding slider buckle near the back panel of the pack. **B** Now route the webbing for inner or outer compression by positioning the slider buckle inside or outside of the side pocket and reversing the process above.



### Strap Retention

The harness/hipbelt straps feature strap keepers that secure excess webbing. The retention system features sewn-on C-clips which can be easily slotted over the hipbelt/harness webbing **A** to prevent strap flap.



### Tow Loop

Every Talon pack (except the Talon 4/8 lumbar) features an integrated tow loop sewn in near the base of the pack.



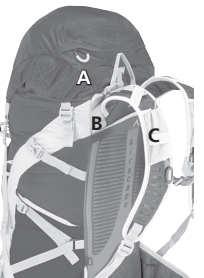
### BioStretch™ Harness

Every harnessed Talon pack features the Talon BioStretch™ harness consisting of mesh-covered, slotted foam, dual stretch woven energy gel pockets and an adjustable sternum strap with rescue whistle buckle.



### External Hydration Compartment

Located between the backpanel and main pack body is an exterior hydration compartment. (Talon 4 and 8 have bottle sleeves.) **A** Locate the H2O icon and loosen load lifter straps at the top of the pack. **B** Place the reservoir in the compartment using the sewn-in hanger to hold it upright. **C** Route the hose left/right through elastic routers on the harness as preferred, close compartment and re-tension load lifter straps.




### ErgoPull™ Hipbelt

The Talon Series uses our exclusive ErgoPull™ hipbelt closure design. [Talon 11, 8 and 4 use a modified, single ErgoPull™ System.] To operate the ErgoPull™, loosen the webbing enough so you can connect the center buckle. Then grasp the loose ends of the webbing on both side, and pull in and across evenly with both hands at the same time.



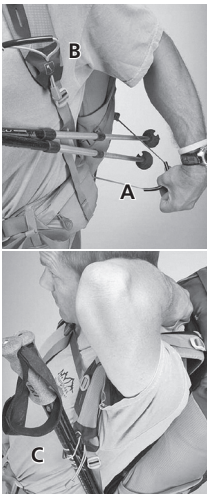
### LidLock™ Helmet Clip (Talon 11, 22 only)

The Talon 22 and 11 feature a LidLock™ helmet clip with elasticized load control system providing quick and secure helmet carry. To use A Locate LidLock™ clip near the top of the pack's front panel and pull away from the pack. B In the vertical position, pass LidLock™ through helmet vent from the bottom and engage in horizontal position. On the right outside panel of the pack find a cord loop to increase or decrease tension. Reverse to remove helmet.



### Stow On The Go™ Attachment System

To operate: shorten trekking poles to a safe, manageable size, A locate the elasticized cord loop on the lower left side of pack and pull loop away from the side pocket, inserting the basket end of your poles. B On the left harness strap locate the trekking pole icon, C grasp the cord lock beneath the fabric patch and pull up on the cord to open the bungee loop. Place pole handles in the loop and tighten to secure. Reverse to remove.



[Talon 44, 33 only]

## UNIQUE FEATURES TALON 44

The Talon 44 is a top loading technical backpack with a removable top pocket ideal for light backpacking, thru-hiking and trekking.

- 1 Removable zippered top pocket with internal stash pouch, key clip and under lid mesh map pocket
- 2 External closure/front pocket compression
- 3 Dual bungee tool tie-offs
- 4 Upper and lower side compression/carry straps
- 5 BioStretch™ mesh covered, perforated foam hipbelt with zippered side pockets
- 6 Dual ice tool loops
- 7 Sleeping pad straps
- 8 Zippered lower compartment access
- 9 Additional tie-off points
- 10 Stow on the Go™ Trekking Pole Attachment
- 11 Peripheral aluminum frame with aluminum head cup [internal]
- 12 Expandable collar with dual draw cord closure [internal]

### Key Fabrics

- 70D x 100D Nylon Shadow Check
- 160 x 330D Nylon Shadow Box
- Stretch Woven Nylon

Size	Capacity	Weight
S/M	2563 Cu.In. / 42 L	2 Lb 3 oz / 0.99 Kg
M/L	2685 Cu.In. / 44 L	2 Lb 7 oz / 1.11 Kg

## TALON 33

The Talon 33 is a top loading technical backpack with a fixed top pocket ideal for light overnights, day long adventures and multi-day adventure races

- 1 Fixed zippered top pocket with internal stash pouch, key clip and under lid mesh map pocket
- 2 External closure/front pocket compression strap
- 3 Dual bungee tool tie-offs
- 4 Side compression/carry straps
- 5 BioStretch™ mesh covered, perforated foam hipbelt with zippered side pockets
- 6 Dual ice tool loops
- 7 Additional tie-off points
- 8 Stow-on -the-Go trekking pole attachment
- 9 Inside panel stash pocket [internal]

### Key Fabrics

- 70D x 100D Nylon Shadow Check
- 160 x 330D Nylon Shadow Box
- Stretch Woven Nylon

Size	Capacity	Weight
S/M	1892 Cu.In. / 31 L	1 Lb 13 oz / 0.82 Kg
M/L	2014 Cu.In. / 33 L	1 Lb 15 oz / 0.87 Kg



## Talon 22

The Talon 22 is a versatile, panel loading technical daypack ideal for day hiking, adventure racing and a wide range of outdoor pursuits.

- 1 Top slash pocket with internal key clip
- 2 Dual zippered, main panel access
- 3 Front pocket compression strap
- 4 Side compression/carry straps
- 5 BioStretch™ mesh covered, perforated foam hipbelt with zippered side pockets
- 6 LidLock™ Helmet Clip

### Key Fabrics

- 70D x 100D Nylon Shadow Check
- 160 x 330D Nylon Shadow Box
- Stretch Woven Nylon

Size	Capacity	Weight
S/M	1220 Cu.In. / 20 L	1 Lb 10 Oz / 0.73 Kg
M/L	1343 Cu.In. / 22 L	1 Lb 11 Oz / 0.77 Kg

## Talon 11

The Talon 11 is a panel loading technical daypack ideal for hiking, mountain biking, trail running and a wide range of outdoor adventures.

- 1 Dual zippered main panel access
- 2 Zippered slash pocket with internal key clip
- 3 Bungee laced front carry/compression system
- 4 Mesh hipbelt with zippered side pockets
- 5 Fixed harness with quick-clip load lifter/hydration access
- 6 Lidlock™ Helmet Clip

Size	Capacity	Weight
S/M	549 Cu.In. / 9 L	1 Lb 6 Oz / 0.62 Kg
M/L	671 Cu.In. / 11 L	1 Lb 7 Oz / 0.65 Kg

### Key Fabrics

- 70D x 100D Nylon Shadow Check
- 160 x 330D Nylon Shadow Box
- Stretch Woven Nylon

### Hydraulics™ Reservoir

Add an Osprey Hydraulics™ 2 or 3 liter hydration reservoir to your pack for stable, efficient, on-the-go water management. For more information, please visit your local Osprey retailer or visit [www.ospreypacks.com](http://www.ospreypacks.com).



## TALON 8 / 4 LUMBAR

The Talon 8 and 4 are technical lumbar packs ideal for hiking, nordic skiing and trail running.

- 1 Dual zippered main compartment opening
- 2 Horizontal StraightJacket™ style compression with strap keepers
- 3 Foam reinforced bottle sleeves with bungee and side compression
- 4 BioStretch™ mesh covered slotted foam hipbelt with zippered fabric pockets
- 5 Zippered front slash pocket with internal key clip
- 6 Hip compression straps
- 7 Front bungee storage/compression system
- 8 Two Osprey Sports Bottles included

### Key Fabrics

- 70D x 100D Nylon Shadow Check
- 160 x 330D Nylon Shadow Box

Size	Capacity	Weight
Talon 4	244 Cu.In. / 4 L	11 Oz / 0.31 Kg
Talon 8	488 Cu.In. / 8 L	13 Oz / 0.36 Kg

