



mehron
MAKEUP™

www.mehron.com

Product Guide



Index of Products

I. BEAUTY

FACE & BODY

- A. Celebré Pro-HD™ Professional Makeup
 - A1. Celebré Pro-HD™ Cream
 - A2. Celebré Pro-HD™ Pressed Powder
 - A3. Celebré Pro-HD™ Loose Mineral Finishing Powder
- B. Intense Pro™ Pressed Pigments
 - B1. Intense Pro™ Singles
 - B2. Intense Pro™ 8-Color Palettes!
- C. Velvet Finish™ Primer
- D. Aura Bronzing Gel™
- E. CARA™ Moisturizer
- F. Pro Colorings™
 - F1. Concealer ColorRing™
 - F2. Neutralizer ColorRing™
- G. Skin Prep Pro™
- H. Bared™

LIPS

- A. L.I.P Color Cream
- B. L.I.P Pencil
- C. Glosstone™
- D. Glosstone Pro™

EYES

- A. E.Y.E Powder
- B. E.Y.E Cream
- C. E.Y.E Pencil
- D. Brow/Liner Pencil
- E. Precious Gem™ Powder
- F. E.Y.E Lashes
- G. Mascara Pro
- H. Primed™

CHEEKS

- A. CHEEK Cream
- B. CHEEK Powder

II. PERFORMANCE/THEATRICAL

- A. StarBlend™ Cake Makeup
- B. CreamBlend™ Stick Makeup
- C. Celebré Pro-HD™ "Performance"
- D. Eye Liner Pencil

III. CLOWNING

- A. Clown White
- B. Clown White Lite
- C. Clown Pink
- D. Clown Makeup Palette
- E. Setting Powder with Antiperspirant
- F. ProPencil™
- G. ProPencil™ Dual Sharpener
- H. Foundation Greasepaint
- I. Color Cup
- J. ProFACE™ - Clown Makeup
- K. ProFACE™ - Setting Powder
- L. ProFACE™ - Makeup Palette

IV. FACE AND BODY PAINTING

- A. Paradise Makeup AQ™ Pro Size
- B. Paradise Makeup AQ™ Brilliant
- C. Paradise Makeup AQ™ Refill Size
- D. Paradise Makeup AQ™ Prisma™
- E. Paradise Makeup AQ Face Painting Kit
- F. Paradise Makeup AQ™ Brushes
- G. Paradise Makeup AQ™ Prisma™ Brushes
- H. Paradise Glitter
- I. Mark Reid™ Signature Brushes
- J. GlitterDust
- K. GlitterSpray
- L. GlitterMark™
- M. Detailz™
- N. StarBlend™ Cake Makeup Bold Colors
- O. Teal Paradise Sponge
- P. LUX™ Airbrush
- Q. WaterWorks™
- R. Fantasy F/X™
- S. Fantasy F-X™ Party Palette
- T. Henna Style Tattoo Cosmetic "Ink"
- U. Liquid Makeup - New Formula!
- V. B.L.A.M.E

V. SPECIAL EFFECTS/HALLOWEEN/MOVIES

- A. Blood Products
 - A1. Stage Blood
 - A2. Coagulated Blood Gel
 - A3. Squirt Blood
- B. Crepe Hair
- C. Extra Flesh
- D. Modeling Putty/Wax
- E. Modeling Wax
- F. Stainless Steel Putty Spatula
- G. SynWax™
- H. Fixative "A"™
- I. 3-D Gel
- J. Mask Cover
- K. Hair White / Hair Silver
- L. Lipstick
- M. AdMed Liquid Adhesive
- N. AdMed Adhesive Remover
- O. Pro Colorings™ Bruise ColorRing™
- P. Rigid Collodion
- Q. Specialty Powder
- R. Colorset Powder
- S. Spirit Gum
- T. Spirit Gum Remover
- U. Sweat & Tears
- V. Tattoo Cover
- W. Tooth F/X™
- X. Liquid Latex
- Y. Castor Sealer
- Z. Bald Cap

VI. MAKEUP ACCESSORIES/TRADE SECRETS

- A. Barrier Spray™
- B. LipStix Sealer
- C. Touch Up™
- D. Metallic Powder
- E. Mixing Liquid
- F. AdGem™
- G. Brush Cleaner
- H. Mini Brush Kit - New!
- I. Stageline Makeup Brushes
- J. Face Kabuki Brush
- K. Face Smoothie
- L. Teal Paradise Sponge
- M. Foam "Hydra" Sponge Applicator
- N. Non-latex Triangular Foam Wedge
- O. Natural Sea Sponge Applicator
- P. Jumbo Powder Puff
- Q. Powder Puff Applicator
- R. Stipple Sponge Applicator
- S. Practice Head
- T. Usborne Book of Face Painting
- U. Mark Reid Fantasy Cats Book
- V. Jinny Makeup Artiste DVD - Vol. 1
- W. Makeup Removers & Moisturizers
 - W1. Makeup Remover Lotion
 - W2. "E"nriched Cold Cream
 - W3. Makeup Remover Cream
 - W4. Xtra Gentle Eye Makeup Remover
 - W5. Soothing Oil-Free Moisturizer Lotion
 - W6. Nice & Clean Makeup Rem. Cloths
- X. Brush Holder
- Y. Collapsible Water & Brush Holder
- Z. Cotton Swab - Double Tip Point
- AA. Adhesive Tape Strips
- BB. Adhesive Tape Dots
- CC. Airbrush Templates

VII. EDUCATIONAL MAKEUP KITS

- A. Celebré Professional Makeup Kit
- B. All-Pro StarBlend™ Makeup Kit
- C. All-Pro CreamBlend™ Makeup Kit
- D. All-Pro Special FX Makeup Kit
- E. Mini-Pro Student Makeup Kit - New Design

VIII. HALLOWEEN MAKEUP KITS

- A. Tri-Color Palette
- B. Paradise Makeup AQ Face Painting Kit
- C. Dancer's Makeup Kit
- D. Modern Vampire
- E. Evil "J" Villain
- F. Werewolf
- G. Zombie
- H. Pirate
- I. Bald Cap
- J. Goth Punk
- K. Blue Person
- L. Skeleton
- M. Cat/Animal
- N. Monster/Frankenstein
- O. Witch
- P. Clown

I. Beauty

FACE & BODY

A. CELEBRÉ PRO-HD™ PROFESSIONAL MAKEUP

A1. Celebré Pro-HD™ Cream Makeup

Item #201

Description: Celebré Professional Cream Makeup is now a newly reformulated and highly refined line called Celebré Pro-HD™. Celebré Pro-HD™ is an oil-free and fragrance-free cream makeup foundation that delivers smooth, buildable coverage that is non-greasy and great for all skin types. This unique formula contains powerful anti-oxidants of pomegranate and vitamin E along with aloe vera that soothes dry skin. Available in a variety of colors.

Application: Apply makeup with a patting motion and smooth out with a sponge. Be sure not to pull or stretch the skin and be extra careful around your eye area where the skin is very thin. Remove with Makeup Remover followed by soap and water.

A2. Celebré Pro-HD™ Pressed Powder Makeup

Item #210

Description: Following the successful launch of Celebré Pro-HD™ Cream foundation, Celebré Pro-HD™ Pressed Powder is born. Available in the same perfect 20 shades, Celebré Pro-HD™ Pressed Powder is the latest innovation in oil-free and fragrance-free powder makeup that delivers satin-smooth, buildable coverage and is great for all skin types. It contains powerful antioxidants such as vitamin E, pomegranate and aloe vera that help soothe the skin. It's superior formulation provides the ultimate in moisturizing effects on your skin.

A3. Celebré Pro-HD™ Loose Mineral Finishing Powder Makeup

Item #215

Description: Celebré Pro-HD™ Loose Mineral Powder is a luxurious matte finishing powder that perfectly compliments both Celebré Pro-HD™ Cream and Powder foundations. Made with French delaminated talc that is transparent and offers no whitening, it will keep your colors bright and true. It improves slip and adhesion and offers lubricity. This ultra-fine powder provides the finishing touch that perfects and sets makeup for a healthy, flawless coverage. It is offered in 3 convenient shades to compliment all skin tones: Translucent, Light/Medium and Medium/Dark.

B. INTENSE PRO™ PRESSED PIGMENTS

B1. INTense Pro™ PRESSED Pigments

Item #160

Description: Mehron's INTense PRO™ PRESSED Pigments are super long-lasting matte finish shadows that are edgy, bright, and sophisticated. Our pigment rich, high-performing shadows offer an essential range of intense hues and a velvety matte texture. Formulated without shimmer, these completely matte shades have an incredible silky finish which allows for amazing color payoff.

B2. INTense Pro™ PRESSED Pigments Palette

Item #168

Description: Mehron's INTense PRO™ PRESSED Pigments are also available in three 8 color palettes: Earth, Wind & Fire.

C. Velvet Finish™ PRIMER

Item #194

Description: Velvet Finish™ creates a perfect canvas for foundation and makeup application. Our enriched blend of vitamins and antioxidants creates the appearance of flawless skin. This unique formula contains aloe vera that soothes, protects, heals, softens and hydrates the skin and vitamin C & vitamin E which are powerful antioxidants that help increase production of collagen and decrease the look of fine lines and pigmentation that are the result of aging.

Application: Use Velvet Finish™ after moisturizer and before foundation for complexion perfection.

This skin soothing blend of antioxidants, which can be worn alone or under foundation, works overtime to fill in fine lines and even out skin texture. The oil absorbing formula also provides a matte look to the skin giving it the Velvet Finish™. Remove with soap and water.





D. Aura Bronzing Gel™

Item #193

Description: A unique, lightweight bronzing gel for all over body coverage. Aura gives skin a beautiful, even, natural looking glow that mimics the look of a day in the sun without the damaging effects. Aura contains a super hydrating, skin soothing extract blend of lemongrass, ginseng, chamomile, comfrey, cucumber, aloe vera gel and Japanese green tea plus a generous helping of golden bronze shimmer. Complements all skin tones. Oil free and paraben free.

Application: Apply to clean dry skin. Aura Bronzing Gel™ can be applied with a sponge or fingers. Use alone or mix into a cream foundation for a natural, radiant glow. Remove with soap and water.



E. CARA™ Moisturizer

Item #192

Description: CARA Moisturizer is an anti-aging, nourishing, vitamin-packed lotion for all skin types. It immediately quenches your skin with vitamins and antioxidants. Formulated with Vitamin E, Shea Butter, Aloe Vera and Acai Berry Extract that restores the skins vitality. Acai is an antioxidant rich fruit that provides incredible hydration

leaving the skin feeling very soft while also protecting from environmental damage and relieving the surface signs of aging.

Application: Every day after cleansing, massage a thin layer over face, neck and chest..



F. PROCOLORINGS™

F1. Concealer ColoRing™

Item #505-C

Description: Cream makeup used to conceal or correct troubled areas.

Application: Concealer can be used on top of or underneath base makeup. Just pat onto the areas you wish to cover. It can also be used as a highlighter (under the eye, above the cheekbone, etc). Set with Colorset Powder. Remove with Makeup Remover followed by soap and water.



F2. Neutralizer ColoRing™

Item #505-N

Description: Cream makeup used to neutralize skin tone discolorations.

Application: Apply Neutralizer under base makeup. Pat the appropriate color to neutralize troubled areas. To correct redness – apply Mint Buff. For sallow or yellow undertones – use Lilac Suede. To correct blue and blue/red complexions – apply Tawny Amber. As skin shades may vary, try different colors for the best results. Set with Colorset Powder before application of any base color. Remove with Makeup Remover followed by soap and water.

Note: The base should be applied by patting – if the applicator is dragged across the Neutralizer, it may pull against the color and remove it.



G. Skin Prep Pro™

Item #190

Description: SKIN Prep PRO is a clear, fragrance-free liquid for use on all skin types prior to makeup application. It will allow makeup to remain longer lasting under stressful performance conditions and boost your confidence during an active day at work or play. SKIN Prep PRO acts as a moisture barrier between your skin and the makeup you wear giving you a longer lasting fresh look under the most extreme conditions!

Application: Sponge "SKIN Prep PRO" lightly on skin and allow to dry thoroughly before applying makeup.

H. Bared™

Item #191

Description: Bared is formulated to remove all traces of highly pigmented makeup such as Intense Pro while leaving the skin clean, soft and hydrated.

Application: Use with cotton pad and rub over desired area, rinse with water.

LIPS



A. L.I.P Color Cream

Item #103

Description: L.I.P Creams are Mehron's new fashion forward, luxurious and intensely pigmented lip creams. They impart luscious, hydrating lip color for a kiss that is creamy, conditioning, and long lasting. Available in a popular variety of shades or an 8-color palette collection.

Application: Apply with a brush or fingertip. For a glossy look, apply Glosstone after L.I.P Cream. Remove with soap and water.



B. L.I.P Pencil

Item #206

Description: Mehron's L.I.P Pencil goes on soft and smooth, and stays put for hours. The L.I.P Pencil defines lips in a naturally flattering way. It's long-wearing and non-drying, applies smoothly and evenly, and helps reduce feathering. Draw the perfect lip line with creamy soft L.I.P Pencils that will not drag or pull.

Application: Apply by drawing an outline from the center of your upper lip to the outer corners, then corner to corner on the bottom lip. Follow the edge of your natural lip line or enhance your natural look. Remove with soap and water.



C. Glosstone™

Item #126

Description: Lips will glow bright with sheer, glossy tints that provide just the right amount of coverage and add a highlighting tone that will complement all skin complexions. Contains aloe vera for treating dry lips and vitamin E for protection from environmental damage. Available in a variety of shades.

Application: Apply with a brush or fingertip. For a colorful look, apply L.I.P Cream before Glosstone. Remove with soap and water.



D. Glosstone Pro™

Item #226

Description: Glosstone PRO is a modern twist to Mehron's iconic Glosstone brand. New formula, new elegant packaging and new PRO attitude. Glosstone PRO is moisturizing and non-tacky leaving the lips glossy but not greasy. This long-wearing and never-sticky formula is enriched with antioxidants of Aloe Vera and Vitamin E. Available in a clear shade to be used alone or over L.I.P Creams to add shine and additional moisture. Three highly pigmented matte shades & 2 sparkly shades infused with tiny light reflectors to pump up the volume creating the appearance of fuller richer lips!

Application: Apply with the lip applicator wand.

EYES



A. E.Y.E Powder

Item #207

Description: E.Y.E Powders are velvety smooth pressed powder eye shadows which never cake or crease. They blend easily and evenly to create dramatic looking eyes for stage, screen and beauty. Matte colors are an excellent choice for HDTV since there is no mica or pearl to cause unwanted reflective sparkle or feedback. Available in a wide range of shades or an 8-color palette.

Application: Apply E.Y.E Powder to a cosmetic brush and apply to eyelid. Remove with soap and water.



B. E.Y.E Cream

Item #107

Description: E.Y.E Creams are cream shadow/liners that are guaranteed to make you gorgeous as they line, shade, and contour your eyes. Go as sheer or as dramatic as you like with layerable, buildable color. E.Y.E Creams are a soft, supple, cream-to-powder formula that provides long-lasting color. The ultra-pigmented shades have a well-balanced, lightweight texture and are available in a wide range of colors.

Application: Apply with a brush or fingertip. The soft blending formula can be worn alone or layered under powder eye shadow for long-lasting color and depth. Remove with Makeup Remover followed by soap and water.



C. E.Y.E Pencil

Item #206E

Description: Mehron's E.Y.E Pencil is a long-lasting, pigment-rich kohl eyeliner. Get that smoky, sexy eye with this classic kohl pencil by Mehron. E.Y.E Pencil has multiple ways to line, define, and create a sultry, smoky eye. Each kohl E.Y.E Pencil is specifically designed for lining the inside of the eyelid and the base of the lashes, while the luxurious texture provides maximum wearability. Ideal for precision lining or smudging, easy, gentle application, and intense pigments make this liner a must have.



D. Brow/Liner Pencil

Item #206B

Description: Define your eyes precisely with intense colors of Mehron's new Brow/Liner Pencils. Get salon-quality eyebrow shaping with a natural non-waxy finish. 3 Easy to use blendable colors that wear all day, shape brows, define eyes and are safe for sensitive eyes.

Application: For brows, enhance your natural brow line by covering brow area with tiny, feather-like strokes. Blend evenly. Removes easily with soap and water or eye makeup remover.



E. Precious Gem™ Powder

Item #203

Description: Precious Gem™ Powders are high luster, pigment-infused loose powders that will add drama and intensity to your EXTREME BEAUTY look. These rich, silky sparkling powders can be applied from head-to-toe for any occasion. They can be used for everyday makeup, proms, runway, print, theater, dance recitals, face painting and much, much more. Precious Gem™ Powders are packaged in an easy-to-use shaker top container, which controls just the right amount of powder. Available in 12 birthstone colors, Black Onyx and six new “earthy” shades; Citrine, Champagne, Rosinca, Tigers Eye, Jade, and Bronzite.

Application: Use dry or combine with Mixing Liquid to form a water resistant vibrant finish that dries completely. Remove with soap and water.



F. E.Y.E Lashes

Item #225

Description: E.Y.E Lashes are a dramatic way to add glamour to your EXTREME BEAUTY look. Mehron's stylish, high quality, hand-made lashes help you push the fashion envelope and create intrigue that will get you noticed. Whether you wear them every day or only on special occasions, artificial eyelashes add style and sophistication to your look. Available in a variety of styles.

Application: E.Y.E Lashes may be worn full width or trimmed for adding a subtle accent on the outer corners of the eye. When handled carefully, eyelashes may be reused up to 10 times. Apply using AdGem™ non-latex adhesive, which is sold separately. Apply glue onto the back of the eyelash and wait about 30 seconds so the glue becomes tacky. Place the lashes as close to your natural lash line as possible. Press from end to end and hold in place until the glue dries (30 seconds to a minute). Remove by applying a small amount of eye makeup remover onto the base of the eyelashes where the glue was applied. After the glue is softened, take the outer corner of the lash band and gently pull off the eyelashes.



G. Mascara Pro

Item #209

Description: Get instant drama! Pump up the volume and length of your lashes for a look that's bolder and intense. Dress your lashes in pure, deep color—wear it once and you'll feel naked without it.

Application: Apply with mascara wand.



H. Primed

Item #106

Description: Primed™ Eye Primer is the missing link to Mehron's vibrant pigment products! Primed™ is the perfect eye-lid primer that allows your pigments to never crease or fade. It's super long lasting and keeps colors vibrant all day and night! Use it before applying Mehron's Intense Pro Pigments and watch it intensify. This formula is excellent for your skin because it's loaded with antioxidants, vitamins, and green tea extract. Packaged in a easy-to-use squeeze tube, it's an absolute must-have when using loose pigments like Precious Gems making pigments stick to those lids like metal to a magnet!

Application: Dab a small amount with finger or brush to clean, dry eyelids and around eyes.

CHEEKS



A. CHEEK Cream

Item #104

Description: Smooth, long lasting cheek accents are achieved with CHEEK Cream. CHEEK Creams are concentrated to make it easy to contour and highlight your cheeks. They are formulated to provide a smooth application over both cream and powder foundations. Available in a variety of colors or an 8-color palette.

Application: Can be applied using your fingers or a brush. Lightly dot the apples of your cheeks. Let the product melt into your skin and blend outward in short strokes until there is no more outline. CHEEK Cream is buildable, so if it's too sheer for you, go ahead and repeat the process until the color is satisfactory. Remove with Makeup Remover followed by soap and water.



B. CHEEK Powder

Item #202

Description: Specially treated talc combined with select pigments enhances our pressed powder dry rouge formula for unsurpassed longevity and vibrant color. CHEEK Powder has a matte finish and is non-reflective. Perfect for HDTV, stage and beauty applications. Available in a range of popular shades or an 8-color palette collection.

Application: Apply with a makeup brush on top of cake or cream makeup. Remove with soap and water.

II. Performance / Theatrical



A. StarBlend™ Cake Makeup

Item #110

Description: StarBlend™ is a highly pigmented pressed powder makeup that can be used dry or wet. Available in a variety of colors including a wide range of skin tones plus primary colors, black and white.

Application: StarBlend™ can be applied dry with our Velvety Velour Smoothy or wet with our Natural Sea Sponge. Colors mix well by blending on the skin or by shaving dust from the container and mixing on the side. StarBlend lasts longer than conventional cake makeup and can be sealed with Barrier Spray to make it sweat resistant. Remove with soap and water.



B. CreamBlend™ Stick Makeup

Item #400

Description: CreamBlend™ Stick is a highly pigmented, refined cream makeup containing vitamins and antioxidants. CreamBlend™ Stick does not contain the petrolatum base often found in traditional "greasepaint" makeup. Available in a variety of colors including a wide range of skin tones plus primary colors, black and white.

Application: CreamBlend™ makeup allows for greater flexibility in blending and mixing colors and stands up well under extreme lighting conditions. Set with Colorset Powder (and Barrier Spray) if desired. Remove with Makeup Remover followed by soap and water.



C. Celebré Pro-HD™ Performance Makeup

Item #201

Description: Celebré Professional Cream Makeup is now a newly reformulated and highly refined line called Celebré Pro-HD™. Celebré Pro-HD™ is an oil-free and fragrance-free cream makeup foundation that delivers smooth, buildable coverage that is non-greasy and great for all skin types. This unique formula contains powerful anti-oxidants of pomegranate and vitamin E along with aloe vera that soothes dry skin. Available in a variety of colors.

Application: Apply makeup with a patting motion and smooth out with a sponge. Be sure not to pull or stretch the skin and be extra careful around your eye area where the skin is very thin. Remove with Makeup Remover followed by soap and water.



D. Eye Liner Pencil

Item #115

Description: Eye Liner Pencil is a professional 7 inch semi-soft lining pencil used for outlining the eye, redefining and darkening eyebrows, and creating design effects. Widely used in theater, stage, TV and beauty. Available in a variety of colors.

Application: Apply by drawing a line on the upper lid from the inner corner to the outer corner of the eye. To soften the look, smudge the line using a brush or cotton swab. Lower lid is lined from the outer corner tapering to the inner corner. Remove with Makeup Remover followed by soap and water.

III. Clowning



A. Clown White

Item #130

Description: Consistency in quality and coverage are what makes Mehron's Clown White the first choice of professional clowns and mimes. This super smooth, ultra white cream covers efficiently without dryness or cracking, even under the most demanding performance conditions. Mehron uses a high concentration of titanium dioxide and formulates the base to a smooth, easy to work with consistency. Available in a variety of convenient sizes.

Application: Warming Clown White in the palm of the hand before dabbing onto the skin will make the product very easy to spread and smooth out. Apply with a foam applicator or fingertips using a "patting" technique to eliminate streaking and prepare the makeup for powdering. Set with Colorset Powder. Remove with Makeup Remover or Cold Cream followed by soap and water.



B. Clown White Lite

Item #131

Description: Mehron's Clown White Lite offers an alternate consistency to traditional Clown White. The Clown White Lite formula is based on "European" style Clown White. Greaseless and talc-free, Clown White Lite is vitamin E enriched and contains silicones to create a light weight, firm cream makeup which can be used sparingly while still providing a bright white finish. Also perfect for adult clowns where a thinner, smoother makeup can be easily worked into creases and folds in the skin. Available in a variety of convenient sizes.

Application: Apply the same way as Clown White.



C. Clown Pink

Item #132

Description: Mehron's traditional clown base in a rich, opaque pink shade. Clown Pink is popular among female clowns for creating highlights and a rosy glow.

Application: Apply the same way as Clown White.



D. Clown Makeup Palette

Item #406

Description: This is the Clown Makeup Palette most often used by clown schools to train new clowns in the art of clown makeup. The palette includes the necessary colors for creating White Face, Auguste, Character and Tramp/Hobo clowns. Makeup in the palette is Clown White, R/B Red, True Blue, Auguste and Black.

Application: Apply the same way as Clown White.



E. Setting Powder

Item #136

Description: Finely processed, clump-free, moisture absorbing powder for setting cream makeup. Available in a variety of colors and sizes.

Application: Apply liberally to a powder puff and press powder into the makeup to absorb excess moisture. Dust off excess with a powder brush.

Hint: Applying Barrier Spray over the finished makeup application will lift the powder haze, restore the color and seal the makeup.



F. ProPencil™

Item #114

Description: The premier makeup pencil today, offering unparalleled uniformity and rich bold color. Silky smooth, ultra creamy pencils glide on with ease. Enclosed in a sturdy composite casing. ProPencils™ sharpen beautifully with the Dual Sharpener. Available in a variety of colors and sizes.

Application: Draw designs or outline shapes to indicate placement of makeup. Set finished makeup with Colorset Powder. Remove with Makeup Remover or Cold Cream followed by soap and water.

Hint: For better point, put pencil in freezer for a few minutes before sharpening.



G. ProPencil™ Dual Sharpener

Item #114DS

Description: The Dual Sharpener minimizes waste by gently peeling ribbons from the tip of non-wood casing cosmetics such as Mehron's ProPencils, while forming the perfect point. The sharpener's dual sized openings allow you to sharpen both slim and jumbo pencils.



H. Foundation Greasepaint

Item #102

Description: Foundation Greasepaint is the traditional foundation most commonly referred to as "Greasepaint", a term derived from the use of petrolatum in the makeup. Widely used in the clown market, Mehron's Black, Red, R/B Red, Light Auguste and Auguste have been staples in the makeup kits of both professional and amateur clowns for decades. Available in a variety of colors.

Application: Apply with fingertips, sponge or brush and set with Colorset Powder. Remove with Makeup Remover or Cold Cream followed by soap and water.



I. Color Cup

Item #CCC

Description: All colors are popular small size versions of our traditional Foundation Greasepaint in a convenient .5 oz. container. The White Color Cup is Mehron's famous Clown White. Perfect size for the Halloween market.

Application: Apply the same way as Foundation Greasepaint.



J. ProFACE™ Clown Makeup

Item #PF

Description: The original ProFACE™ Makeup goes on easily and lasts up to 12 hours. ProFACE™ is a makeup that can withstand different climates and humidity levels due to added sunscreen protection and skin care ingredients. Available in a variety of colors.

Application: Apply to a synthetic sponge and press the sponge directly to the skin in a dabbing, not swiping / wiping motion. Apply the makeup in thin layers until the desired color and coverage is achieved. Set with the correct ProFACE™ Setting Powder. Remove with Makeup Remover or Cold Cream followed by soap and water.

Hint: Due to the composition of the makeup, a small amount will cover a large area.



K. ProFACE™ Setting Powder

Item #PF-P

Description: ProFACE™ Setting Powder is a moisture absorbing powder. The white has boosted pigment to meet the intensity of ProFACE™ Clown White. It's ten times finer than other powders to allow for better absorption and a firmer set.

Application: Apply powder to a powder puff and press the powder into the makeup to absorb excess moisture.

Tip: The difference between the white and neutral setting powder is that the neutral powder is void of any white pigment.



L. ProFACE™ Makeup Palette

Item #PF-5CK

Description: A convenient palette containing 5 ProFACE makeup colors. Enough makeup for several full face designs. This palette is ideal for students or professionals looking for makeup convenience.

Application: Apply the same way as ProFACE™ Clown Makeup.

IV. Face & Body Painting



A. Paradise Makeup AQ™ Professional Size (40 gm)

Item #800

Description: Mehron's world famous, premium quality, water based face and body painting product. Paradise Makeup AQ™ is the preferred choice of award-winning artists around the globe. These richly pigmented, beautiful colors are great for creating designs from head-to-toe. The 40 gm container is the perfect size and shape for the professional face and body painter. The large surface of the cake allows for easy use with a sponge or large body brush. The makeup cakes can be easily stored in a handy twelve color palette for a quick, well organized set up. Available in a variety of colors and a variety of palettes.

Application: Paradise is activated with a small amount of water. Moisten the sponge or brush and work the surface of the cake into a rich spreadable cream. Some colors require a little more water, some a little less. Remove with soap and water.



B. Paradise Makeup AQ - 8-color Palettes (56 gm) Item #808

Description: A semi-soft, water activated, moist cake makeup in a convenient 8-color palettes. Available in a Basic color, Pastel color, Tropical color, Nuance color or new Brilliant color configuration. The newest shades of Brilliant contains highly pigmented, beautiful, shimmery hues that are perfect for beauty applications as well as creative face and body painting designs. Purchase an empty palette and custom build your own palette using the 8-color Palette refills.

Application: Paradise is activated with a small amount of water. Moisten the sponge or brush and work the surface of the cake into a rich spreadable cream. Some colors require a little more water, some a little less. Remove with soap and water.





C. Paradise Makeup AQ™ Single Refill (7 gm)

Item #801

Description: Our new Single Refill size cake comes in a 7 gm pan that can be exchanged quickly in our eight color palette (item #808) or our 30 Color Assorted Palette (802-30C).

Available in a variety of colors and a variety of palettes.

Application: Apply the same way as Paradise Makeup AQ™ Professional Size.



D. Paradise Makeup AQ™ Prisma™

Item #806

Description: Mehron's world famous Paradise Makeup AQ™ is now available in our new Prisma™ BlendSet. Each color combination was designed to the exact specifications of world famous face & body artist and instructor, Jinny – Makeup Artiste. The large surface of the rectangular cake has equal amounts of each color. They can be applied with a sponge or brush. Available in a variety of BlendSets or a handy 8 BlendSet Palette for a quick, well organized set up.

Application with Sponge: Dampen sponge in water and ring out any excess. Begin by placing the sponge at one end of the Prisma™ cake and swipe the sponge across to the other side, back and forth without lifting the sponge. When the sponge is fully loaded, place on the area to be designed and "pat" colors onto the skin.


Application with Brush: Wet the Custom Designed Square Paradise Makeup AQ™ brush and place it at one end of the Prisma™ cake and swipe the brush to the other side, back and forth without lifting the brush. When the brush is fully loaded, begin your design by placing the brush on the area to be designed and brush the colors on. Remove with soap and water.



E. Paradise Makeup AQ Face Painting Kit

Item #KMP-FPK

Description: Together with Paradise Makeup AQ™ ambassador JINNY Makeup Artiste, Mehron expands the Paradise line of products by creating its very first makeup kit. It includes makeup, tools and step-by-step instructions with online video links on how to create 6 fast & easy designs for children. This product is perfect for new potential Paradise customers who want to explore the face painting business or for the parent who wants to create easy and fun designs on children for children's parties and Halloween.



F. Paradise Makeup AQ™ Brushes

Items #810 - #830

Description: Paradise Brushes are unsurpassed in quality. They are presented with custom length acrylic handles, luxurious bristles and durable ferrules. They are fabricated to the exacting design specifications of world famous face & body painter and instructor, Jinny – Makeup Artiste. Paradise Makeup AQ™ Brushes were created with our StarBlend™ Cake Makeup in mind, but they can be used with any dry powder. Available in a variety of styles and sizes.



G. Paradise Makeup AQ™ Prisma™ BlendSet Brushes

Item #840-842

Description: Prisma™ BlendSet Brushes are unsurpassed in quality. They are fabricated to the exact design specifications of world famous face & body artist and instructor, Jinny – Makeup Artiste, with our Prisma BlendSets in mind. They are presented with custom length acrylic handles, durable ferrules and extra full luxurious bristles precisely cut for smooth consistent results. Available in a variety of sizes.



H. Paradise Glitter

Item #827

Description: Shimmering full size (.008) cosmetic grade polyester glitter particles that produce bold dramatic effects. Available in a range of vibrant colors.

Application: Glitters can be sprinkled on or pressed on, depending on the desired effect. Remove with soap and water.



I. Mark Reid™ Signature Brushes

Item #8MR

Description: Mark Reid Signature Brushes were created to the exact design specifications of world famous face & body painter and instructor Mark Reid. The bristles are beautiful two-tone nylon, encased in a brass ferrule which is coated black for design and durability. The customized wood handle is coated with urethane and designed for the professional artist. The angled end was designed to move any unwanted strands of hair and/or other items off of the canvas without smudging the design with hands. Available in a variety of styles and sizes.



J. GlitterDust

Item #127

Description: A fine (.004) cosmetic grade polyester glitter that can be used in the hair and on the body.

Application: GlitterDust can be applied with fingertips, a cotton swab, a brush or can even be sprinkled on. Remove with soap and water.

Tip: To keep GlitterDust from flying away, it is best to apply to damp paint, cream makeup or a moist fingertip or brush. For use in hair, apply some hair spray and sprinkle glitter in before the hair spray dries.



K. GlitterSpray

Item #228

Description: The same fine glitter as GlitterDust in a pump spray bottle. It can be applied to the face, body, hair, clothing and balloons.

Application: Holding the bottle 6-12 inches away from skin and face, close eyes and mist 1 to 2 pumps of GlitterSpray. On hair, clothing and balloons hold bottle 12-18 away and mist 1 to 3 pumps of GlitterSpray. Repeat as desired. Remove with soap and water.



L. GlitterMark™

Item #227

Description: GlitterMark was designed to the exact design specifications of world famous face & body painter and instructor Mark Reid, with the professional face and body painter in mind. It's the same fine cosmetic grade polyester glitter in our GlitterDust suspended in an alcohol-free water based gel to give the artist the ability to create fine lines and details. Great for highlights, body jewelry, tribal designs and henna designs. It has a highly pigmented coverage and is paraben free. Available in a variety of colors.

Application: Draw GlitterMark onto the skin using the fine-tipped applicator on the cap of the squeeze bottle. For fine lines, squeeze the bottle gently, for a thicker line use more pressure. Remove with soap and water.



M. Detailz™

Item #804

Description: Indispensable liquid color concentrate, specifically created for detail work. Each bottle comes with its own special applicator that provides the artist with the ability to add those fine details that make each design unique and outstanding. Available in a variety of colors.

Application: Shake bottle gently. Apply Detailz™ directly onto the skin to create intricate designs, outlines, fine lines and dots in various sizes. Great as a liquid eye liner. Remove with soap and water.



N. StarBlend™ Cake Makeup Bold Colors

Item #110

Description: StarBlend™ Cake Makeup is a highly pigmented pressed powder. Great for use as a base color in your design or a quick vibrant blast of color. Create designs like Spiderman, a princess or a puppy in a few minutes. Available in a variety of bold colors.

Application: StarBlend™ can be applied with a cosmetic brush or our Velvety Velour Smoothy. Remove with soap and water.



O. Teal Paradise Sponge

Item #821

Description: Paradise Makeup AQ's new pre cut teal sponge will load your makeup with ease and give your design a smooth satin finish.





P. LUX Airbrush™

Item #211

Description: A long lasting, pleasant smelling matte airbrush liquid makeup that is free of alcohol. LUX dries quickly and provides a waterproof, transfer resistant finish. It contains a globally accepted preservative system that is formaldehyde free, paraben free and halogen free. What makes LUX different is that it is made with a base of Japanese green tea extract, which is an anti-inflammatory, anti-oxidant and anti-irritant. It includes aloe vera, which is a proven treatment for damaged skin and vitamin E, which is a strong antioxidant that helps to protect skin from environmental damage. Our extract blend uses a proprietary blend of lemongrass, ginseng, chamomile, comfrey and cucumber to impart soothing and healing properties to the skin. The addition of panthenol, a Pro-Vitamin B5 moisturizer which improves the skin's moisture balance and prevents dryness and water loss, makes LUX the world's most advanced airbrush makeup formula. Available in a variety of colors and sizes.

Application: Shake well before using. Use suitable airbrush equipment that is set to a safe pressure level. Apply colors in smooth, even layers. Allow to dry between colors when overlapping shades. Remove with soap and warm water.



Q. WaterWorks™

Item #WWC

Description: Water soluble, color rich makeup in a convenient flip top case. WaterWorks™ offers the superior coverage and easy removal you are looking for! Great for individuals who are doing casual, fun face painting.

Application: Moisten brush in water and activate WaterWorks paint by working the bristles over the color. Do not over-saturate the paint. Remove with soap and water.



R. Fantasy F/X™

Item #FFX

Description: Water-based, highly pigmented soft cream makeup in a plastic squeeze tube. Great for year round face painting and sporting events. Available in a variety of colors.

Application: Apply with sponge, brush or fingertips to skin or hair. Remove with soap and water.



S. Fantasy F-X™ Party Palette

Item #FFX-PAL

Description: Our Fantasy F-X™ Party Palette comes in a convenient artist's palette of five versatile colors. Pots can be refilled with our Fantasy F/X™ tubes. Paint brush included.

Application: Apply the same way as Fantasy F/X™.



T. Henna Style Tattoo Cosmetic "Ink"

Item #112

Description: Henna Style Tattoo Cosmetic "Ink" is safely made with quality ingredients that are water resistant and will not rub off. Great for temporary tattoos or the tradition of Henna Art. Used by performers in theater, television and film. This non-tacky cosmetic "Ink" offers excellent coverage and is sold in a convenient .5 oz. bottle that includes a mixing wand. Available in Black and Dark Brown.

Application: Mix Henna Tattoo Cosmetic Ink well. Use a very fine tip brush to paint on a design. Keep tip of brush clean so the lines stay thin and even. Ink dries quickly. Remove with isopropyl rubbing alcohol and a cotton pad.



U. Liquid Makeup

Item #111

Description: Our highly pigmented water-based liquid makeup dries completely and is now smudge-proof and longer lasting. The new formula is creamier in texture and includes aloe vera, lemongrass, chamomile, comfrey, cucumber and ginseng. Mehron's Liquid Makeup is the professional's choice for quick applications. Available in a variety of sizes and colors including a wide range of skin tones, primary colors, black and white.

Application: Liquid Makeup may be used with a sponge, fingers or a brush. Apply directly to the skin. It can also be diluted with Mixing Liquid in equal parts for use as an airbrush makeup (great for large cast scenes and full or partial body coverage). Liquid Makeup is also used to create custom colors of Liquid Latex or 3-D Gel. Complement the chosen body color with the same color base used on the face area. Remove with soap and water.



V. B.L.A.M.E - Black Light Activated Makeup Essential

Item #113

Description: B.L.A.M.E is a black light activated cream makeup used on the face and body to create unique fun designs. B.L.A.M.E is super-easy to use, transfer-resistant and long-wearing. Available in 6 vibrant blacklight reactive colors and packaged in a portable easy to use click pen. The mess-proof applicator tip allows you to apply makeup directly on hair and skin.

Application: Just click and draw. Stays on all night but easily washes away with soap and water.

V. Special Effects / Halloween / Movies

A. BLOOD

A1. Stage Blood

Item #152

Description: Syrup based blood for fresh blood effects. Available in a variety of colors and sizes.
Application: Apply to the skin. Stage Blood will not dry, so the blood will continue to drip. Ideal for blood capsules and mouth application. (Product may stain. Pre-testing is recommended). Remove with soap and water.

A2. Coagulated Blood Gel

Item #151

Description: Thickened syrup based blood great for blood clots and scabbing effects. Available in a variety of sizes.
Application: May be applied to any open wound effects (created from Latex, Modeling Putty/Wax or 3-D Gel). Coagulated Blood will not drip but will stay moist. (Product may stain. Pretesting is recommended). Remove with soap and water.

A3. Squirt Blood

Item #150

Description: A water-based blood that squirts, gushes and splatters. Available in a variety of colors and sizes.
Application: May be used in appliances with tubing and a pump bulb to project squirting blood effects. Squirt Blood will run and eventually dry on skin. It can be used anywhere for a realistic bloody effect. (Product may stain. Pretesting is recommended). Remove with soap and water.

B. Crepe Hair

Item #120

Description: 12" tightly woven braids of synthetic wool. Braid will straighten out to three times its packaged length. Available in a variety of colors.
Application: Straighten braid out by ironing between pieces of wet fabric. Crepe Hair can be glued directly to the skin with Spirit Gum or Latex. It should be applied in layers for a realistic beard. To comb out, use a wide tooth comb or pick. Crepe Hair can be "painted" with Liquid Makeup or Hair White.

C. Extra Flesh

Item #141

Description: Extra Flesh is a wax compound mixed with fibrous material that can be reused many times.
Application: Apply directly to the skin and smooth out the edges. The fiber allows the edges to blend into the skin easily. Great for making warts, scars, etc. No adhesives needed. Can be powdered down or use Fixative "A" to seal and remove tackiness. Remove by peeling off as much product as possible. Remove remaining product with Makeup Remover followed by soap and water.

D. Modeling Putty/Wax

Item #140

Description: A pliable combination of traditional nose putty and modeling wax which, after sculpting, will keep its molded shape. Great for special effects. Available in a variety of sizes.
Application: Mold wax to desired shape and apply to skin. Blend edges into the skin. Seal with Fixative "A", then apply latex for a final skin coating. Remove by peeling off as much product as possible. Remove remaining product with Makeup Remover followed by soap and water.

E. Modeling Wax

Item #139

Description: A blend of microcrystalline wax and iron oxides. Modeling Wax is used in the entertainment industry to smooth the edges on prosthetic pieces, to build up facial areas or for blocking out eyebrows.
Application: Use to build up areas for special effects. Seal with Fixative "A", then apply latex for a final skin coating. Remove by peeling off as much product as possible. Remove remaining product with Makeup Remover followed by soap and water.

F. Stainless Steel Putty Spatula

Item #149

Description: A sturdy metal modeling tool for applying and forming wax. Great for removing products from containers in a sanitary manner. Double ended for versatility.





G. SynWax™

Item #147

Description: A synthetic wax which is easily manipulated to form cuts and other molded shapes. Available in a variety of sizes.

Application: Apply directly to the skin. Blend edges with a little mineral oil. Blot off the oil and apply cream makeup. Wax stays flexible and is great for eyebrow block and injuries located on moving body parts like the face and joints. Seal with Fixative "A". Remove by peeling off as much product as possible. Remove remaining product with Makeup Remover followed by soap and water.



H. Fixative "A"™

Item #144

Description: Fixative "A"™ is a clear liquid plastic sealer. Available in a variety of sizes.

Application: Apply as a protective sealer over Modeling Wax, Putty/Wax and SynWax constructions before applying makeup. Remove with Spirit Gum Remover followed by soap and water.

Tip: Fixative "A"™ can be used to seal intricate water based paint designs, making them waterproof so they appear like tattoos.



I. 3-D Gel

Item #142

Description: Gelatin-based special effects product for creating realistic skin and prosthetic pieces. Available in a variety of colors and sizes.

Application: Heat container in hot water until gel is liquefied (test temperature before applying to skin). Apply to skin using fingers or makeup brush. Product will cure to a rubbery consistency. Any type of makeup may then be applied to complete the effect. Remove by peeling off and washing the skin with soap and water.

Hint: May be colored with Mehron's Liquid Makeup or Fantasy F/X makeup while gel is liquefied.



J. Mask Cover

Item #102M

Description: This special castor oil-based formula will not break down synthetic prosthetics like a petrolatum or mineral oil based formula would. Mehron's Mask Cover is the first choice of professional special effects artists for use on latex, rubber and foam prosthetics. Product and color selections were developed in conjunction with Academy Award winning makeup artist Dick Smith. Available in a variety of colors and a variety of palettes.

Application: Apply with a sponge using a "patting" or "stippling" technique, not a stroking motion. Set with Colorset Powder. Apply cream makeup for final application to blend with skin tone. Remove with Makeup Remover followed by soap and water.



K. Hair White / Hair Silver

Item #119/119S

Description: Water washable liquid for the temporary appearance of graying hair of all types. Available in a variety of sizes.

Application: Can be brushed or sponged into the hair for a silver or white effect. As the color dries, it will absorb the hair color and become darker. A second or third coat may be needed. For best results, apply additional coats over a smaller percentage of the previous coat to give realistic variation of hair color. The Hair Silver can be used on light colored hair with additional coats of Hair White to give a silver-white look. To remove, wash hair with shampoo and water.



L. Lipstick

Item #LS

Description: Creamy high fashion Lipstick in bold colors. Match our fantasy Nail Polish or use to complement any outfit or costume. Available in a variety of colors.

Application: Apply directly on the lips from the tube or use a brush or fingertip. Press lips together to evenly distribute color. Remove with Makeup Remover followed by soap and water.



M. AdMed Liquid Adhesive

Item #355

Description: Newly reformulated, this strong clear medical grade synthetic adhesive bond doesn't break down with sweat. It can be used on latex prosthetics, such as bald caps and ears.

Application: Apply to the skin and to the appliance, wait until tacky, and then press together. Remove with AdMed Adhesive Remover followed by soap and water.



N. AdMed Adhesive Remover

Item #355R

Description: A special formula designed to break down and remove AdMed Liquid Adhesive.

Application: Apply to the area and gently rub the remover into the glue until it dissolves. Clean up with soap and water.



O. Bruise ColoRing™

Item #505-B

Description: Cream makeup used to create a bruise effect of any age. Bruise colors start with Bloody Rose and progress around the ring as the bruise gets older.

Application: Begin with Bloody Rose to create a fresh hit and add Burnt Maroon and Midnight Sky to create an older bruise. Spanish Olive and Maize Yellow are used to create a healing bruise effect. Set with Colorset Powder. Remove with Makeup Remover followed by soap and water.



P. Rigid Collodion

Item #204AC

Description: Clear liquid which dries and puckers the skin to create the appearance of a scar. Available in convenient sizes.

Application: Apply a thin line to "fleshy" skin with the brush included in cap. This allows the product to pucker the skin (if the skin is too tight, scar will not be as successful). For deeper scars, apply several coats after each previous one has dried. To create an old scar, use a medium brown pencil and lightly put color down the middle. Use a brush to spread and soften the color. To make a fresher scar, apply a pink color and then brush out. This will also eliminate any shine. Remove by peeling off from skin. Use Spirit Gum Remover to dissolve any remaining product followed by soap and water.



Q. Specialty Powder

Item #105

Description: An ultrafine, loose powder used for cosmetic dirt or ash effects. Available in a variety of colors and sizes.

Application: Lightly dust on with a large brush for dry application. The powder may be mixed with Mixing Liquid to form a muddy or oily consistency. To apply with an airbrush, mix powder and Mixing Liquid to a thin consistency. Remove with soap and water. Wash clothing as per manufacturer's directions.



R. Colorset Powder

Item #135

Description: A super absorbent, translucent formula perfect for setting any cream makeup. Available in a variety of sizes.

Application: Apply liberally to a powder puff and press powder into the makeup to absorb excess moisture. Dust off excess with a powder brush. Remove with Makeup Remover followed by soap and water.



S. Spirit Gum

Item #118

Description: An amber colored, alcohol/resin liquid adhesive solution. Available in a variety of colors and sizes.

Application: Use to apply Crepe Hair, wigs, fake noses and bald caps. Remove with Spirit Gum Remover followed by soap and water.



T. Spirit Gum Remover

Item #143

Description: A specially developed solvent to remove Spirit Gum. Gentler to the skin than most other removers. Available in a variety of sizes.

Application: Apply to the desired area and gently rub until the glue begins to break down. Wash with soap and water.



U. Sweat & Tears

Item #154

Description: Clear liquid that creates the appearance of moisture beads or tears on the skin.

Application: Apply with a brush or sponge using a patting or stippling motion to leave "beads of sweat". More applications will leave bigger beads. This product will not dry, so it's good for creating a sweaty look for a long period of time (like a photo shoot). A drop may be applied to the corner of an eye to create a tear. Remove with soap and water.



V. Tattoo Cover

Item #506

Description: A creamy formula designed to help mask tattoos, birthmarks and skin discolorations. Available in a variety of colors and a 5 color palette.

Application: Choose the Tattoo Cover shade closest to skin tone and apply with a sponge using a patting, not a stroking motion. Set with Colorset Powder. Remove with Makeup Remover followed by soap and water.

Tip: Once Tattoo Cover is set, apply cream makeup over Tattoo Cover (again with a patting motion). Press Colorset Powder into final makeup design. Mist Barrier Spray over area to seal and protect final makeup application.



W. Tooth F/X™

Item #TFX

Description: Safe, non-toxic, paint-on tooth color. Available in a variety of colors.

Application: Paint on dry teeth for desired effect. For best results, paint in small areas between the teeth to give the appearance of decay or chipped teeth. Tooth F/X™ can be removed by applying a small amount of isopropyl alcohol on a cotton swab and wiping the Tooth F/X™ off or by brushing teeth with toothpaste.



X. Liquid Latex

Item #117

Description: Liquid Latex is used to create unusual skin textures or to apply Crepe Hair and prosthetics. Available in a variety of colors and sizes.

Application: Brush on a thin layer of Liquid Latex to the desired area and allow to dry. To create textures, use flaked cereal, cotton, tissue, etc. and apply Liquid Latex on top. Repeat if necessary. To create a scar or wrinkled effect, build up thin layers of Liquid Latex. Liquid Latex requires no remover, simply peel cured latex from skin. Makeup remover will soften dry latex but will not dissolve it. Avoid getting latex into hair or on clothes. To protect sensitive skin, use Barrier Spray under latex. Remove by gently peeling from skin followed by soap and water.




Y. Castor Sealer

Item #117S

Description: Castor Sealer was formulated to prepare cured latex caps and other prosthetic appliances to accept cream makeup.

Application: Apply to cured latex and let it sit for 10-20 minutes. Wipe off any excess product and apply cream makeup. Remove with soap and water.



X. Bald Cap

Item #146C

Description: This professional quality, full size Bald Cap is made from natural latex for a perfect fit. These caps are used by makeup artists worldwide for stage and screen performances.

Application: Dampen and slick hair back. Fit Bald Cap over head beginning at the front and pull back to nape area.

Cut latex carefully 1/4" to 1/2" beyond the hairline. Fold Bald Cap edge up and apply Spirit Gum to the edge of the cap. When Spirit Gum becomes tacky, flip and gently press into skin and allow to dry completely.

Tip: To finish the application of the Bald Cap and complete the transformation, use Mask Cover Makeup to blend the edges and match the skin.



VI. Makeup Accessories / Trade Secrets



A. Barrier Spray™

Item #145

Description: A clear liquid setting spray that sets makeup designs and can protect sensitive skin from makeup, latex and other adhesives. Great for all Modeling, TV, Stage, Clowning, Face Painting, Halloween, Special Effects and Photography makeup applications. Available in a variety of sizes.

Application: As an under makeup protection, mist Barrier Spray on clean dry face. This will also help keep sweat from coming through the makeup. Once the makeup application is complete, mist Barrier Spray over the entire face to seal the makeup. This also prevents makeup from rubbing off on costumes. Remove with Makeup Remover followed by soap and water.



B. LipStix Sealer

Item #LF-SEAL

Description: LipStix Sealer was developed to prevent lipstick from smudging, bleeding or transferring color where it does not belong.

Application: Apply your favorite lip liner and lipstick. Blot gently with a tissue to remove excess. Slightly open mouth, apply LipStix Sealer and then close mouth. Let it dry for 30-60 seconds. Enjoy your lip color for hours. Remove with Makeup Remover followed by soap and water.



C. Touch Up™ - Anti-Shine

Item #134

Description: A translucent formula that removes shine instantly to provide a matte finish.

Application: Dab off any excess moisture on skin, with or without makeup, using a tissue.

Apply Touch Up™ and shine will disappear. Touch Up™ may also be used on bald spots and along a receding hairline. It's perfect for photography, film and video. Remove with soap and water.



D. Metallic Powder

Item #129

Description: Gold, Silver, Bronze and Copper Metallic Powder can be used alone for a subtle sheer color. When mixed with our Mixing Liquid, it can create the intense color of real metals. The designs you can create are limited only by your imagination.

Application: Apply as a loose powder using a makeup brush. Use Mixing liquid to form a water "resistant" metallic finish that dries completely. Apply with a brush or sponge. Remove with soap and water.



E. Mixing Liquid

Item #129M

Description: Mixing Liquid is a must in every artist's kit. It can be used to thin Liquid Makeup or it can be mixed with our Precious Gem Powder or Metallic Powder to create an intense opaque color that is water resistant.

Application: Mix a small amount of Mixing Liquid with Precious Gem Powder or Metallic Powder to create a metallic liquid makeup. This can be applied by brush, sponge or airbrush. Dries completely and washes off easily with soap and water.



F. AdGem™

Item #354

Description: Ad Gem is a safe, latex-free adhesive used for all types of body decoration. This adhesive has a water based acrylic formula that is safe and comfortable, providing the perfect amount of hold for glitters, jewels, eyelashes and other cosmetic accessories. It is in liquid form when dispensed from the tube and quickly changes to a rubber-like consistency when it is exposed to the air. AdGem is unique for its super strong grab that never lets go, even after a long night on the town or a long day on set. It has excellent water and moisture resistance. Available in a .5 oz. bottle or a convenient tube that includes a bag of Swarovski Gems.

Application: Apply a dot of AdGem to the back of a gem or accessory and adhere to skin, or apply a pattern to the skin and dust with glitter. Remove with Makeup Remover followed by soap and water.



G. Brush Cleaner

Item #300

Description: A blend of grease cutting solvents that clean and sanitize natural and synthetic brushes. Evaporates quickly allowing for fast reuse of brushes.

Application: Pour a small amount into a glass container, swish the brush back and forth, then wipe until clean on a cloth or paper towel. Do not allow the Brush Cleaner to get on painted surfaces as it may remove the paint.



H. Mini Brush Kit

Item #326

Description: Why carry all your brushes when all you truly need are your 6 favorite brushes that gives you fabulous results. Mehron's new Mini Makeup Brush set is perfect for the makeup artist on the go who needs his/her essential makeup brushes in one small compartment! Perfect for traveling and fits nicely in your party bag!



I. Stageline Makeup Brushes

Item #310-340

Description: These Professional Makeup Brushes are designed for the Professional Makeup Artist yet are so affordable that anyone can use them. The bristles are made of golden nylon in a variety of sizes and tips for all forms of makeup application. They are flexible and easy to control and clean. They will last for years with proper cleaning and storage.



J. Face Kabuki Brush

Item #350

Description: Mehron's Face Kabuki is the newest addition to beauty products MUST HAVE!! This gentle round brush works incredibly well with our Celebre Pro-HD™ Pressed Powder foundations and Celebre Pro-HD™ Loose Mineral Finishing Powders. Made of hand-tied goat hair, this ultra-soft brush is ideal for applying any loose or pressed powders. The Face Kabuki is extremely gentle on the skin while giving your skin an ultra fresh, clean, flawless finish.



K. Face Smoothie

Item #122FS

Description: Makeup artists rave about this Magic Sponge!!! Face Smoothie's unique acorn shape makes application foolproof by allowing you to access hard-to-reach areas with unbelievable ease. Its soft texture is gentle to the touch and its smart curves fit the contours of your face, leaving your make up flawless and undetectable. Face Smoothie is latex free, non-allergenic, odor free and more importantly affordable. Get an airbrush look by applying any cream or liquid foundation with the Face Smoothie.



L. Teal Paradise Sponge

Item #821

Description: Paradise Makeup AQ's new pre cut teal sponge will load your makeup with ease and give your design a smooth satin finish.



M. Foam "Hydra" Sponge Applicator

Item #121

Description: The newly improved "Hydra" Sponge has a smooth, pliable surface for the even application of Liquid Makeup and Paradise Makeup AQ. The easy to squeeze sponge allows for complete control and flexibility. Cleaning up is a cinch with soap and water.



N. Non-latex Triangular Foam Wedge

Item #121L

Description: A smooth, closed cell foam sponge for applying cream makeup. Provides a smooth, even application every time.



O. Natural Sea Sponge Applicator

Item #122

Description: Our Natural Sea Sponge is a great reusable makeup applicator. This sponge prevents streaking when applying cake type makeup. Natural Sea Sponges are the choice of professional makeup artists because they are easily cleaned with soap and water and return to their natural shape and texture time after time.



P. Jumbo Powder Puff Applicator

Item #123L

Description: Our professional quality Powder Puff is used to "press" powders firmly into cream makeup. The Powder Puff evenly distributes all kinds of powders. Professional makeup artists use this smooth applicator to set their cream makeup, including Color Cups and Tri-Color Palettes, with Setting Powder and Colorset Powder. Available in 5" round.

Q. Powder Puff Applicator

Item #123

Description: Our professional quality Powder Puff is used to "press" powders firmly into cream makeup. The Powder Puff evenly distributes all kinds of powders. Professional makeup artists use this smooth applicator to set their cream makeup, including Color Cups and Tri-Color Palettes, with Setting Powder and Colorset Powder. Available in 3.5" round size.





R. Stipple Sponge Applicator

Item #124

Description: The Stipple Sponge is an open weave, rough textured sponge that is used to create various stubble effects for Tramp / Hobo Clowns and theatrical makeup. The Stipple Sponge can also be used by special effects makeup artists to create the look of broken blood vessels and texture on aliens or other creatures. Available in a package of three sponges.



S. Practice Head

Item #HEAD

Description: Run out of willing faces? We have the answer – Mehron's Face Painting Practice Head. Guaranteed to hold still, not rub his or her eyes and never run out of patience. This professional quality, washable practice head is the ideal learning tool to perfect face painting basics, practice specific techniques, test new makeup products and create your own unique designs.



T. The Usborne Book of Face Painting

Item #Book-1

Description: Learn how to transform people into animals, monsters and clowns, or decorate faces with flowers, exotic scenes and stylish designs. The step-by-step instructions and technique tips mean that even a beginner can be pleased with their results.



U. Fantasy Cats

Item #Book-2

Description: Fantasy Cats" is a collection of 12 step-by-step cat designs, as well as, tips on equipment, techniques and a gallery of design ideas. Mark Reid, the master face and body painter from New Mexico, has released his first book choosing a favorite subject of his and a popular one with all face painters.

V. JINNY MAKEUP ARTISTE DVD'S

V1. Jinny Makeup Artiste DVD - Vol. 1

Item #DVD-1

Description: Are you looking for fast and fabulous face painting ideas that look like they took a long time? Jinny has the answer in this first DVD in her self-titled series. She has created a variety of new designs and tattoo ideas for boys, girls and adults. Most can be painted in just a few strokes, but the results have that 'wow' reaction. With Jinny's instruction and the right tools, you can easily master these designs and develop your own creative style. Running time: Approx. 60 mins.



W. MAKEUP REMOVERS AND MOISTURIZERS

W1. Makeup Remover Lotion

Item #199

Description: A silky smooth lotion that breaks down and lifts creams and grease makeup quickly and easily, leaving skin feeling very soft.

Application: Apply lotion on tissue, cotton pad or cloth and apply to skin in a circular motion to break down makeup. Repeat as necessary. Wash with soap and warm water.



W2. "E"nriched Cold Cream

Item #100

Description: A unique fragrance-free, vitamin E enriched cold cream that removes cream and grease makeup and simultaneously moisturizes, softens and soothes skin.

Application: Using a circular motion, apply a generous amount of "E"nriched Cold Cream to breakdown makeup. Remove with tissue or damp washcloth. Repeat if necessary. Wash with soap and warm water.

Tip: To treat dry and rough skin, gently rub with fingers and let it remain overnight.



W3. Makeup Remover Cream

Item #101

Description: A fine cleansing cream with quick penetrating properties for fast removal of cream and greasepaint makeup.

Application: Apply Makeup Remover Cream directly onto the skin. Gently rub with fingers or washcloth followed by soap and warm water.





W4. Xtra Gentle Eye Makeup Remover

Item #198-4

Description: A very gentle formula that works on waterproof mascara and eyeliners.

Application: Works best when poured on a cotton pad. Close eyes and apply pad over eye. Leave on for a few seconds to dissolve the makeup, and then gently wipe the cotton pad from the roots to the tips of the eyelashes. Repeat if necessary. Wash with soap and warm water.



W5. Soothing Oil-Free Moisturizer Lotion

Item #197-4

Description: A soothing lotion that restores the softness of the skin with vitamin E, aloe vera and other gentle ingredients in a fragrance free formula. Contains no oil or waxes.

Application: Apply before makeup application and after you cleanse your face.



W6. Nice & Clean Makeup Remover Cloths

Item #196

Description: These makeup remover cloths are pre-moistened for removing makeup from your face and hands. They are portable, disposable cloths that are ideal to carry with you. The Nice and Clean Makeup Remover Cloths are individually packaged, making them ideal for makeup removal after class, plays or rehearsals.

Application: Open packet, remove towelette and wipe off makeup.



X. Brush Holder

Item #NBH-01

Description: Accommodates up to 15 long handled brushes and secures and protects them for travel. Cleverly folds to create a handy, convenient standing brush holder on your makeup table. Does not include brushes.



Y. Collapsible Water & Brush Holder

Item #NWH-01

Description: Our Water & Brush Holder collapses to less than 1" flat when folded. The interior is lined with heavy gauge plastic to hold water for cleaning your brushes in between colors. The attractive black nylon cover has 6 convenient spots to hold your brushes. A must for all face and body artists. Does not include brushes.



Z. Cotton Swab - Double Tip Point

Item #125

Description: Our luxury swabs have tightly wound heads that end in points for precise makeup application. They are economical swabs that provide a hygienic application of makeup. Disposable Cotton Swabs come in a convenient 10 pack.



AA. Adhesive Tape Strips

Item #356

Description: Our adhesive Tape Strips are medical grade and tested to be non-sensitizing, non-irritating and non-toxic for use on the skin. It is a latex-free 1" x 3 "strip that is double-sided with great holding power. It's ideal for individuals that have sensitive skin. Contains 12 strips.

Application: Peel off the side of the strip that has a convenient flap and apply to the skin. Once it is in place, remove the other side of the protective paper. Apply appliance onto the strip and hold in place for a few seconds. Remove by gently peeling off the strip.



BB. Adhesive Tape Dots

Item #357

Description: Our adhesive Dots are medical grade and tested to be non-sensitizing, non-irritating and non-toxic for use on the skin. It is a latex-free 3/4" round dot that is double-sided with great holding power. It's ideal for individuals that have sensitive skin. Contains 36 dots.

Application: Apply the same way as Adhesive Strips.



CC. Stencil Eyes™, Airbrush Templates

Item #700

Description: Wonder how you can create those beautiful face painted designs without years of practice? Now you can with Stencil Eyes. It's as easy as Right Face, Left Face and detail, done! The EYE is protecting the customer's eyes from paint and is used to align the design and keep it symmetrical. You can interchange most designs, adding your own personal touch. Complete a full face in 2-3 minutes with ease. You can offer 1/4, 1/2 or full face designs using these stencils. Available in a variety of designs.

VII. Educational Makeup Kits



A. Celebré™ Professional Makeup Kit

Item #CPK

Description: Mehron's Celebré Professional Makeup Kit has everything a professional makeup artist needs for stage, film, video and photography. Kit includes: step-by-step instructions, seven full size Celebré Makeup bases, Pencil Liners, Colorset Powder, CHEEK Powders, E.Y.E Powders, L.I.P Cream, Hair White, Stage Blood, Bruise ColoRing, Spirit Gum, Spirit Gum Remover, Cosmetic Brushes, Non-Latex Triangular Foam Wedge, Powder Puff and much more. Available in a variety of skin tones.



B. All-Pro StarBlend™ Makeup Kit

Item #K110

Description: Mehron's All-Pro StarBlend Makeup Kit has everything a professional makeup artist needs for stage, film, video and photography. Kit includes: step-by-step instructions, five full size StarBlend Cake bases, Pencil Liners, Colorset Powder, E.Y.E Creams, L.I.P Cream, Hair White, Stage Blood, Bruise ColoRing, Spirit Gum, Spirit Gum Remover, Liquid Latex, Cosmetic Brushes, Non-Latex Triangular Foam Wedge, Powder Puff and much more. Available in a variety of skin tones



C. All-Pro CreamBlend™ Makeup Kit

Item #K400

Description: Mehron's All-Pro CreamBlend Makeup Kit has everything a professional makeup artist needs for stage, film, video and photography. Kit includes: step-by-step instructions, five full size CreamBlend Sticks, Pencil Liners, Colorset Powder, E.Y.E Creams, L.I.P Cream, Hair White, Stage Blood, Bruise ColoRing, Spirit Gum, Spirit Gum Remover, Liquid Latex, Cosmetic Brushes, Non-Latex Triangular Foam Wedge, Powder Puff and much more. Available in a variety of skin tones.



D. All-Pro Special FX Makeup Kit

Item #KSPFX

Description: After more than 80 years of Professional/Performance Makeup experience and expertise, Mehron presents the newest addition to the ALL-PRO Makeup Kit for Special FX Makeup! The Mehron Special FX ALL-PRO Makeup Kit is equipped with all the makeup and tools needed to create beginner to advanced makeup applications. The kit includes professional full size products, six accessories and three prosthetic pieces, along with Step-by-Step Instructions.

Application: Step-by-Step Instructions and online videos available.



E. Mini-Pro Student Makeup Kit

Item #KMP

Description: Together with the help of our theatre experts, we've updated and simplified our "MINI-PRO" Student Makeup Kits! Experience this kit equipped with exactly what any modern performer needs to get ready for his/her performance. Kit includes versatile colors and additional accent shades that can be used on the eyes, cheeks, lip etc. The selection of products are smarter and packaged in our new modern kit designs. Categorized in 3 simple kits; Fair/Olive Fair, Medium/Olive Medium and Medium Dark/Dark.

VIII. Halloween Makeup Kits



A. Tri-Color Palettes

Item #403C

Description: Each of our Tri-Color Palettes contains three colors of our professional cream makeup to create the character pictured on the blister card. Each card comes with detailed instructions on how to apply the makeup and also lists items that will complement the character you are creating. As with any professional cream makeup, Mehron's Tri-Color Palette makeup should be "set" with Colorset Powder. Available in a variety of characters. Remove with Makeup Remover followed by soap and water.



B. Paradise Makeup AQ Face Painting Kit

Item #KMP-FPK

Description: Together with Paradise Makeup AQ™ ambassador JINNY Makeup Artiste, Mehron expands the Paradise line of products by creating its very first makeup kit. It includes makeup, tools and step-by-step instructions with online video links on how to create 6 fast & easy designs for children. This product is perfect for new potential Paradise customers who want to explore the face painting business or for the parent who wants to create easy and fun designs on children for children's parties and Halloween.



C. Dancer's Makeup Kit

Item #KMP-DNC

Description: The new, All-inclusive Dancer's makeup Kit includes all of the vital cosmetic tools needed to create the perfect stage face. Along with an eight-page step-by-step pictorial instruction booklet, created by makeup artists for the American Ballet Theatre, to help dance teachers and their students create an innovative look for every performance. Kit includes: Step-by-Step Pictorial Instructions, 5-Color Celebré™ Makeup Palette, Barrier Spray™, GlitterDust™, Shimmer Powder, Full-Size Pencil Liner, Waterproof Mascara, Non-latex Foam Wedge, Double Point Cotton Swabs, Colorset™ Setting Powder, Powder Puff, Makeup Remover Cloth.



D. Modern Vampire Character Kit

Item #KMP-MV

Description: The Modern Vampire Character Kit is inspired by the new Vampire Hits Twilight Saga and True Blood. These new vampires don't look and act like Count Dracula. This Modern Vampire Character Kit includes all of the required makeup to become a Modern Vampire. Kit Includes: step-by-step instructions, Celebré Pro-HD Cream Makeup, Non-Latex Triangular Foam Wedge, E.Y.E Cream, Lip Cream, ProPencil, Coagulated Blood, Hair Gel, Vampire Teeth and Makeup Remover Cloth.



E. Evil J Villain Character Kit

Item #KMP-EJ

Description: Batman inspired Evil J Villain is so devious not even a caped crusader can easily apprehend him. You can transform into Evil J Villain at your next costume party. Kit includes: step-by-step instructions, L.I.P Cream, Paradise Makeup AQ, Color Cup, Liquid Makeup, Rigid Collodion/Scarring Liquid, Pro-Pencil, Hydra Sponge Applicator and Non-Latex Triangular Foam Wedge.



F. Werewolf Character Kit

Item #KMP-WW

Description: Mehron introduces its NEW revamped Werewolf Kit! Kit includes: step-by-step instructions, Three Color Palette, Colorset Powder, Powder Puff, Spirit Gum, Spirit Gum Remover, Crepe Hair, Tooth FX, Pencil Liner, Non-Latex Triangular Foam Wedge, Cotton Tip Applicators, and Makeup Remover Cloth.



G. Zombie Character Kit

Item #KMP-Z

Description: Mehron introduces its NEW Zombie Kit! Kit includes: step-by-step instructions, Pro ColorRing Bruise Palette, Color Cup, 3D Gel, Colorset Powder, Tooth FX, Non-Latex Triangular Foam Wedge, Makeup Remover Cloth, Cotton Tip Applicators and Powder Puff.



H. Pirate Character Kit

Item #KMP-P

Description: This complete Pirate Character Kit includes all of the professional performance makeup you will need to portray the fiercest captain of the high seas. Kit includes: step-by-step instructions, Tri-Color Palette, Tooth F-X, Makeup Remover Cloth, Colorset Powder, Non-Latex Triangular Foam Wedge, Powder Puff, Eye Patch, Bandanna and No Holes Earring.



I. Bald Cap Kit

Item #KMP-BC

Description: Bald Cap Kit is a complete kit that enables you to transform into a bald character. Kit includes: step-by-step instructions, Latex Bald Cap, 5-Color Mask Cover Palette, Colorset Powder, Powder Puff, Spirit Gum, Spirit Gum Remover, Non-Latex Triangular Foam Wedge, Latex Liquid, Cotton Tip Applicators and Makeup Remover Cloth.



J. Goth/Punk Character Kit

Item #KMP-GP

Description: The complete Goth/Punk Character Kit features all of the essential makeup and accessories to create a Goth/Punk character for Halloween or any costume party. Although it is a Character Kit, you can add all of the individuality you want when using the various makeup, nail polish, lip liner and applicators. Kit Includes: step-by-step instructions, StarBlend Cake Makeup, E.Y.E Cream, Nail Polish, Lipstick, Temporary Hair Gel, Makeup Remover Cloth, Pencil Liner, Non-Latex Triangular Foam Wedge, No Holes Body Jewelry and No Holes Tongue Stud.



K. Blue Person Character Kit

Item #KMP-BP

Description: Are you planning a Blue Person Play? This is the kit you need to turn into a Blue Person. The kit includes: step-by-step instructions, Latex Bald Cap, Latex Mask Cover, Colorset Powder, Powder Puff, Spirit Gum, Spirit Gum Remover, Liquid Latex, Non-Latex Triangular Foam Wedge, and Makeup Remover Cloth.



L. Skeleton Character Kit

Item #KMP-S

Description: This complete Skeleton Character Kit contains all of the professional makeup, applicators and accessories needed to create a Skeleton Character for stage, screen or party. Kit included: step-by-step instructions, Three Color Makeup Palette, Pencil Liner, Colorset Powder, Makeup Remover Cloth, Non-Latex Triangular Foam Wedge, Powder Puff and Black Hood.



M. Cat/Animal Character Kit

Item #KMP-T

Description: This complete Cat/Animal Character Kit contains all of the makeup, applicators, removers and accessories you will need to transform into a Cat or similar animal for costume activities or parties. Kit Includes: step-by-step instructions, 5-Color Makeup Palette, Colorset Powder, Powder Puff, Pencil Liner, Makeup Remover Cloth, Non-Latex Triangular Foam Wedge, and Whiskers.



N. Monster/Frankenstein Character Kit

Item #KMP-M


Description: The Monster/Frankenstein Character Kit has all of the professional makeup essentials you need to transform yourself into Frankenstein or the Monster of your choice. With the help of professional makeup artists, Mehron provides you with step-by-step directions that will enable you to apply this makeup like the pros. This Makeup Kit is perfect for school, stage, productions or Halloween fun. Kit includes: step-by-step instructions, 5-Color Makeup Palette, Colorset Powder, Modeling Putty/Wax, Powder Puff, Cosmetic Brush, Pencil Liner, and Non-Latex Triangular Foam Wedge.



O. Witch Character Kit

Item #KMP-W

Description: The Witch is the Classic Halloween Character. This easy to use Witch Character Kit will transform even the most dazzling beauty into a wicked witch. Just follow the step-by-step instructions when applying this professional performance makeup and you will become the wicked witch of the East, West, North or South. Kit includes: step-by-step instructions, 5-Color Makeup Palette, Pencil Liner, Colorset Powder, Makeup Remover Cloth, Cosmetic Brush, Non-Latex Triangular Foam Wedge, Powder Puff, Tooth FX, Spirit Gum and an ugly wart.



P. Clown Character Kit

Item #KMP-C

Description: You can become a White Face, Auguste or Hobo Clown with this complete Clown Character Kit by Mehron. For over 80 years, Mehron has been making our famous Clown White, the industry standard for clowns. There are times you may feel like a clown, now you can become one whenever you feel like it. Kit includes: step-by-step instructions, 5-Color Clown Palette, Colorset Powder, Foam Clown Nose, Liner, Stipple Sponge, Cosmetic Brush, Powder Puff, Non-Latex Triangular Foam Wedge, Glitter and Makeup Remover Cloth.



100 Red Schoolhouse Rd.
Chestnut Ridge, NY 10977

Mehron Ltd.
London EC1M 4BH

phone: 845-426-1700
Toll Free: 800-332-9955
Makeup Information Hotline: 888-552-1331
fax: 845-426-1515
www.mehron.com