



© 2015 Sunbeam Products, Inc. doing business as Jarden Consumer Solutions. All rights reserved. Distributed by Jarden Consumer Solutions of India Private Limited, Unit B-204, Universal Business Park, Off Saki Vihar Road, Chandivali Farm Road, Andheri (E) Mumbai 400 072, India. 2 Year Limited Warranty - see inside for details. Sunbeam Products, Inc. and Jarden Consumer Solutions of India Private Limited are subsidiaries of Jarden Corporation (NYSE: JAH). 1-800-102-6300

[www.oster.in](http://www.oster.in)

## WARRANTY CARD

Model No. : \_\_\_\_\_

Date of Purchase : \_\_\_\_\_

Dealer's Stamp : \_\_\_\_\_

Printed in P. R. C.  
HCSTPRHD33-049\_15EM1

P.N. 182829  
GCDS-OST40152-BB



MODEL HCSTPRHD33-049

## INSTRUCTION MANUAL HAIR DRYER

READ ALL INSTRUCTIONS BEFORE USING THIS APPLIANCE

# IMPORTANT SAFETY INSTRUCTIONS

**When using electrical appliances, especially when children are present, basic safety precautions should always be followed, including the following:**

**Read all instructions carefully.**

**Keep away from water.**

**DANGER:** As with most electrical appliances, electrical parts are electrically live even when the switch is off. To reduce the risk of death by electric shock:

1. Do not install or store appliance where it can fall or be pulled into a bathtub or sink.
2. Always unplug this appliance from the electrical outlet immediately after using and before cleaning.
3. Do not use while bathing.
4. Do not place in or drop into water or other liquid.
5. If appliance falls into water, unplug it immediately. Do not reach into water.

**WARNING:** To reduce risk of burns, electrocution, fire or injury to persons:

1. This appliance is not intended for use by persons (including children) with reduced physical, sensory or mental capabilities, or lack of experience and knowledge, unless they have been given supervision or instruction concerning use of the appliance by a person responsible for their safety. Children should be supervised to ensure that they do not play with the appliance.
2. Use this appliance only for its intended use as described in this manual. Do not use attachments not recommended by the manufacturer.
3. Never operate this appliance if it has a damaged cord or plug, if it is not working properly, if it has been dropped or damaged or if it has been dropped into water. Take it to the nearest Authorized Oster Service Center for repairs and/or adjustments.
4. Keep the cord away from heated surfaces.
5. Never block the air openings of the appliance or place it on a soft surface, such as a bed or couch, where the air openings may be blocked. Keep the air openings free of lint, hair, etc.
6. Never use while sleeping.
7. Never drop or insert any object into any opening.
8. Do not use outdoors or operate where aerosol (spray) products are being used, or where oxygen is being administered.
9. Do not direct hot air toward eyes or other heat-sensitive areas.
10. The unit may be hot during use. Allow it to cool before handling. To avoid burn

hazard, do not let bare-skin touch heated surfaces.

11. Do not place appliance on any surface while it is operating.
12. While using the appliance, keep your hair away from the air inlets.
13. Do not wrap cord around appliance. Continuous stress on the cord can damage cord insulation and result in a shock, fire or burn hazard.
14. Do not operate this appliance with a voltage converter or extension cord.
15. An appliance should never be left unattended when plugged in.
16. Allow the appliance to cool down before storing.
17. Do not place the appliance on soft material e.g. carpet, bedding, towels, rugs, etc.
18. Always ensure the voltage to be used corresponds to the voltage stated on the unit.
19. Use this appliance only for its intended use as described in this manual.
20. Do not plug or unplug this appliance when your hands are wet.
21. This appliance is hot when in use. Avoid allowing any body part to come in direct contact with the heated surfaces.
22. This appliance is for household use only. It is not intended for commercial or salon use.
23. For additional protection, the installation of a residual current device (RCD) having a rated residual operating current not exceeding 30 mA is advisable in the electrical circuit.

## SAVE THESE INSTRUCTIONS

### HOUSEHOLD USE ONLY

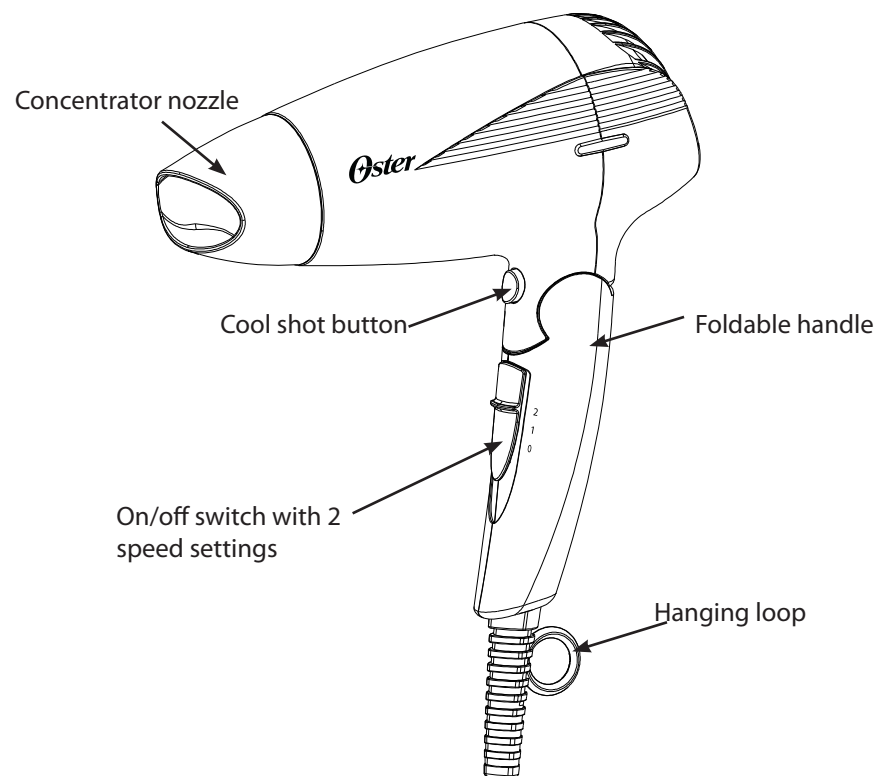
## BEFORE FIRST USE

Do not use this product until you have read these operating instructions carefully.








**WARNING – THIS APPLIANCE MUST NOT BE TAKEN INTO A BATHROOM. IT SHOULD NOT BE USED NEAR BATHTUBS, SHOWERS, BASINS OR OTHER VESSELS CONTAINING WATER OR OTHER LIQUIDS.**

## KNOW YOUR HAIR DRYER



## SAVE THESE INSTRUCTIONS

-  Durable Motor, powerful and long lasting.
-  2-speed setting controls for more versatility and style.
-  Cool shot button to set hair.
-  1 hair concentrator to set the style of fine hair types.
-  Foldable handle and hanging loop for ease of storage.

## HOW TO USE

Your best looks begin with a good haircut that is well maintained. You should always treat your hair with the best quality shampoos, conditioners and styling products.

This lightweight hair dryer is a powerful styling tool and must always be used with care. To avoid damage to your hair do not use hair dryer frequently. Always select a temperature setting that is suitable for your hair type.

### **TAKE CARE NOT TO COVER THE AIR INLET GRILLE WITH YOUR HAND WHEN STYLING. TAKE CARE WHEN HANDLING HOT SURFACES.**

1. Ensure your hands are dry and are not dripping wet.
2. Plug the unit into a suitable wall electric outlet and switch on. Select the desired heat/speed setting (0-1-2).
3. Dry and style your hair as desired.
4. Set your style by pressing the Cool Shot Button . Press and hold the button to operate the Cool Shot. The Cool Shot Button will deactivate once it is released.
5. Switch off by setting the on/off and speed switch to the off position to "0" and unplug your dryer from the mains supply socket. Allow your dryer to cool fully before storing.

### **BLOW DRYING**

Attach the concentrator nozzle and hold the dryer approximately 20 cm (8 inches) away from the hair while drying. To reduce frizz, dry the hair with the dryer pointing down the hair shaft in order to smooth down the hair follicles.

## STYLING GUIDE

### **Hair Drying Basics Steps:**

- Step 1: Wash hair with your favorite shampoo and conditioner.  
Step 2: After washing the hair, towel dry hair.  
Step 3: Comb or brush your hair so that it is detangled and smooth.  
Step 4: In order to protect hair from heat exposure, it is recommended to prepare hair before drying with a hair protector serum or spray. Spray protector or rub a few drops of your favorite hair protector to your hair.  
Step 5: Distribute protector evenly by combing or brushing hair and part hair in sections and secure with clips.  
Step 6: Attach the concentrator to your dryer; select the heat setting and the speed of the air. It is recommended to start at a low temperature setting and change to a higher temperature setting if you desire.  
Step 7: Start with the back section of the head. Begin by drying small, manageable sections of your hair with a large round brush. Dry one section of hair at a time. Dry from the roots to the ends, moving the brush and the dryer together down the hair shaft.  
Step 8: Move the dryer steadily across each section of the hair and always keep the airflow angled down toward the ends. This will make the cuticles lie flat and make your hair look smoother and shinier. Work your way around your head to the front of the head.  
**NOTE:** To prevent burning the scalp, always direct airflow at hair not scalp.  
Step 9: Once you have finished drying your hair, use the cool shot feature to set the hair. This will close the hair shaft and lock your style into place.  
Step 10: The end result should be smooth and full of volume hair.

## MAINTENANCE

This dryer requires minimal maintenance. To ensure the best performance, keep the hair dryer openings clear of dirt and dust. If cleaning becomes necessary, follow the following steps:

- 1) Switch off the hair dryer and unplug it.
- 2) Allow the hair dryer to cool down completely.
- 3) Wipe the hair dryer gently with a damp cloth.
- 4) Do not scrub the surface of the hair dryer.

**NOTE:** Never immerse the hair dryer in water or any other liquid, nor rinse it under the tap.

Air Filter should be cleaned regularly. Follow the following steps to clean air filter:

- 1) Switch off the hair dryer and unplug it.
- 2) Allow the hair dryer to cool down completely.
- 3) Use a soft bristle brush or damp cloth to remove any dust particle that has accumulated on the vent and grill area.

## STORAGE

- 1) Switch off the hair dryer and unplug it.
- 2) Let the hair dryer cool down completely on a heat-resistant surface.
- 3) Your Hair Dryer comes with a foldable handle that allows you to fold up the handle for ease of storage. To fold the handle for storage, hold the Hair Dryer with one hand and hold the handle with another hand (see figure 1). Then, fold the handle upwards until it is in parallel with the hair dryer housing (see figure 2).
- 4) Store the hair dryer in a safe and dry place. It may also be stored by hanging it from its hanging loop.

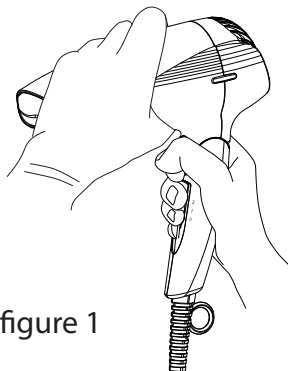


figure 1

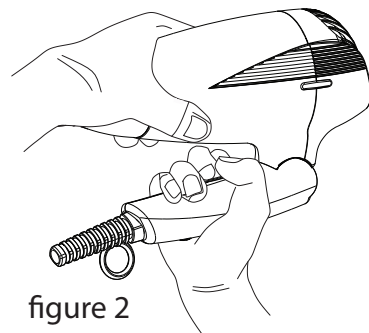


figure 2

## WARRANTY

Jarden Consumer Solutions of India Private Limited (hereinafter referred to as "JCS") warrants that, for a period of two (2) years from the date of purchase of this product as evidenced in the cash memo ("Warranty Period"), this product will be free from defects in material and workmanship (the "Warranty"). Please preserve the warranty card and the cash memo of the product duly stamped and signed by the dealer, as this will be required for any claims under this Warranty.

- The rights and benefits under this Warranty are additional to your statutory rights, which are not affected by this Warranty.
- During the Warranty Period, JCS, at its sole choice, will either repair or replace this product or any component of the product found to be defective free of cost through (the dealer from whom the product was purchased or through the service center listed in the card – business people to confirm), provided that:
  - JCS is promptly informed of the defect;
  - The product has not been altered in any way or subjected to misuse or repair by the person other than a person authorized by JCS;
  - This Warranty, duly filled, stamped and signed by the dealer is made available.
- The Warranty provided herein is towards the original purchaser and is not transferrable to any third party.
- Any repaired or replaced product will be warranted on these terms for the remaining portion of the Warranty in the country where the product was purchased.
- Liability for consequential loss or damage is neither accepted nor is it implied.
- This Warranty is in lieu of all others expressed or implied and does not cover the following:
  - a. If product was use in any manner other than the intended use.
  - b. If the product has not been used according to the instruction manual/user's manual, included with the product.
  - c. If the defects are caused by improper use or reckless use.
  - d. If the product was altered or repaired by anyone other than those authorized by JCS.
  - e. If installation of the product is not done as per the printed instructions provided along with the product.
  - f. If the defects are caused by fire, flood, and other act of god.
  - g. If the defects are caused by use of incorrect current or voltage or faulty electric power supply.
  - h. Normal wear and tear of parts and accessories resulting from regular use.
  - i. Damage resulting from transportation, accidents, mishandling or negligence on the part of the consumer.
  - j. The following part/components:
    - Broken glass or ceramic parts
    - Light bulb
    - Accessories
  - k. If the product is put to industrial or commercial use.
    - JCS will not be responsible for any delay in servicing due to non-availability of any components or due to reasons beyond the control of JCS.
    - Any failure of the product to perform any purpose other than the intended purpose shall not be considered as a default under this warranty.
    - In any event, if JCS becomes liable for damages incurred in connection with these presents, then the liability of JCS will be limited to the amount equal to the sale invoice amount paid by you.

Waste electrical products should not be disposed off with household waste. Please recycle where facilities exist.

## AUTHORIZED SERVICE CENTERS

Region	State	City	Name	Address	Contact Person	Contact No.
East	West Bengal	Kolkata	Jeeves Consumer Services Pvt Ltd	356, Jodhpur Park, Kolkata - 700068	Someswar Basu	(033) 40012100
	West Bengal	Kolkata	Southern Service	6/19A, Prince Anwarshah Road, Poddar Nagar, Kolkata - 700068	Subrata Manna	(033) 24729651 / 65488822
	West Bengal	Kolkata	Baishanu Service Care	55D, Adaya Nath Saha Road, Lake Town, Near Jaya Cinema, Kolkata - 700048	Piyush Nandan	(033) 40664210
	West Bengal	Howrah	Time n Service	37 & 38, Mohenath Lane, Salkia, Howrah - 711106	Tapas Hazra	(033) 65639720
	West Bengal	Hooghly	DNP Enterprises	52, Sahaganj Main Road, PO. Sahaganj, Near Bandel Station, Hooghly - 712104	Indrajit Bag	(0) 9163668360
	West Bengal	Barrackpore	Balaji Enterprise	4/E/A Barasat Road, Barrackpore, Dist. North 24 Parganas, Near 15 No. Rail Gate, Barrackpore - 700122	Pradip Kr Ghosh	(033) 25451224
	West Bengal	Siliguri	S D Electronics	Deys Lodge, 138/69/57, Nazrul Sarani, Ashrampara, Siliguri - 734001	Arup Dey	(0353) 2526028
	West Bengal	Asanol	Yes Service	Hutton Road, Near Mahal Banquet Marriage Hall, Asanol - 713301	Sarfraz Ahmed	(03228) 2280029
	Assam	Guwahati	Multi Track Services	G S Road, Ground Floor, Bora Service Station, Ulubari, Guwahati - 781007	Kallol Dutta	(0361) 2457296

## AUTHORIZED SERVICE CENTERS

North	Delhi	Delhi	Jeeves Consumer Services Pvt Ltd.	# E-10, Arya Samaj Road, School Road, Uttam Nagar, Delhi - 1100059	Md Khalid Pervez	(011) 45785915
	Delhi	Delhi	Jeeves Consumer Services Pvt Ltd.	R-32, 2nd Floor, Vikas Marg, Shakarpur, Opp. Heera Sweets, Metro Pillar # 46, Delhi - 1100092	Manjeet Singh	(011) 47754764
	Delhi	Delhi	S T Services	M-131, 1st Floor, Guru Harkrishan Nagar, Paschim Vihar, New Delhi - 110041	Vipin Yadav	(011) 32958438 / 45586987
	Haryana	Gurgaon	Jeeves Consumer Services Pvt Ltd.	4/18 A, 1st Floor, Laxmi Garden, Behind Police Chowki, Khandsa Road, Gurgaon-122001	Karamvir Fogaat	(0124) 4073434
	Haryana	Faridabad	Jeeves Consumer Services Pvt Ltd.	5H-49, 1st Floor, NIT Faridabad -121001	Manoj Kumar Panwar	(0129) 4163003
	Uttar Pradesh	Noida	Jeeves Consumer Services Pvt Ltd.	1st Floor, Above Punjab ATM, Sector-22, Chaura More Main Road, Near Oriental Bank of Commerce, Opp.Rajkiya Inter College, Noida, U.P - 201301	Devender Singh	(0120) 4162644
	Uttar Pradesh	Lucknow	Swastik Customer Care	A-1/3, SEC-H Aliganj, Near Kendriya Bhawan, Lucknow - 226020	Uma Shankar Mishra	(0522) 3298003 / 4102581 / 4102582
	Uttar Pradesh	Kanpur	Shubham Electronics	192, Manohar Nagar Barra -3, Opp Deepshika Guest House, Kanpur - 208027	Suman Gupta	(0512) 2283394 / 2602029
	Uttar Pradesh	Agra	Sai Electronics	25/113, Gandhi Nagar, Agra - 282 003	Ajay Singhal / Sunil	(0562) 3297005
	Haryana	Ambala	Telecare	Old Hospital Road, Bara Thakur Dwara, Opp. Polytechnic, Ambala City - 134003	Devinder Sharma	(0171) 25567369
	Haryana	Sonapat	Saibaba Enterprises	House No. 1510, Sector - 15, Sonapat - 131001	Pramod Sharma	(0130) 6411206
	Haryana	Karnal	Jeeves Consumer Services Pvt Ltd.	Shop # 50, Ground Floor, Mayapuri, Rajiv Gandhi Marg/ Near Raj Palace, Meeraghati Chowk, Karnal - 132001	Neeraj Sharma	(0184) 4022201
	Punjab	Mohali	Jeeves Consumer Services Pvt Ltd.	# SCF-4, Basement, The High Land Society, NAV, Baltana, Zirakhpur, Mohali-140603	Shiv Dhanda	(0176) 2652574
	Punjab	Ludhiana	Jeeves Consumer Services Pvt Ltd.	Shop # 18B, Dhyan Singh Commercial Complex, Opp. Bus Stand, Ludhiana - 141001	Gurbeer Singh	(0161) 2444002
	Punjab	Jalandhar	Jeeves Consumer Services Pvt Ltd.	EH-31, Laddowali Road, Opposite Gurudwara, Jalandhar - 144001	Ashok Kumar	(0181) 2221707
	Punjab	Amritsar	Keerat Electronics	Naraingarh Bazar, Shaheed Bhagat Singh Road, Chheharta, Amritsar - 143 001	Sukhdeep / Mantreet Singh	(0183) 2450095
	Himachal	Shimla	Suvidha Electronics	Mehta Niwas, Ground Floor, Near Himfead Building, B C S, New Shimla - 171009	Rajesh Kumar	(0) 9816457886
	Himachal	Mandi	Kuldeep Electro Care	Near FCI Godown, Kehanwal Road, Ram Nagar, Mandi - 175001	Kuldeep Singh	(01905) 222140 / 329574
	Rajasthan	Jaipur	Jeeves Consumer Services Pvt Ltd.	A-79, Subash Nagar Shopping Centre, Jaipur - 302016	Vipendra Singh	(0141) 4035102



## AUTHORIZED SERVICE CENTERS

West	Maharashtra	Mumbai	S P Services	Shop No. 10, Abdul Sattar Compound, Fitwala Road, Opp. Satguru Darshan Bldg., Near Railway Station, Elphinston Road (West), Mumbai - 400013	Palsingh Panyari	(022) 24326726 / 24312623
	Maharashtra	Mumbai	Jeeves Consumer Services Pvt Ltd.	Plot No 27/5, Pawani Chowk, Opp Mulund Darshan Building, Mulund Colony, Mulund (W), Mumbai - 400082	Ramesh Yadav	(022) 65288597
	Maharashtra	Mumbai	Jeeves Consumer Services Pvt Ltd.	Shop No.1-1A, Ground floor, Kirti Co-Op Housing Society, Ramachandra Extn Lane, Near Movie Time, Evershine Nagar, Malad(W), Mumbai-400064	Murali Joshi	(022) 65278590
	Maharashtra	Pune	Jeeves Consumer Services Pvt Ltd.	No. 337, Sai Leela, 1st Floor, Datt Wadi, Mhasoba Chowk, Pune - 411030	Saket Dubey	(020) 24321679
	Maharashtra	Nagpur	Technic Services	Khare Building, Hanuman Lane, Sitabuldi, Nagpur - 440 012	Dilip Panda	(0712) 2550076
	Maharashtra	Chandrapur	Suvidha Electronics	No. 1, Devt Appartment, Church Road, Hanuman Nagartukum, Chandrapur - 442401	Subash Deashkar	(07172) 258966 / 256453
	Maharashtra	Kolhapur	Sikir Mobiles	1492 C Ward, Laximpuri, Opp. TATA Brand Stores, Kolhapur - 416001	Sukir Bakare	(0) 9372555011
	Maharashtra	Aurangabad	Emperor Services	S-5,Manik Arcade Kalda Corner, Opp Chowbey Hospital, Chetna Nagar, Aurangabad -31005	Mr. Willy Bento Colaco	(0240) 2350606
	Maharashtra	Nashik	Harsha Electronics	3, Talak Complex, Rachna Vidyalaya Road, Sharanpur Roda, Nashik - 422002	Pravin Patil	(0) 9422254240
	Goa	Salcete	Jolly Enterprises	Shop # G-2, 78/A Nuvem Enclave, Along NH-17 Highway, Belloy Nuvem, Salcete - 403604	John Gonzanalves	(0832)2791800
	Gujarat	Ahmedabad	Jeeves Consumer Services Pvt Ltd.	No. 37, Om Tower, Near Star Bazar, Jodhpur Cross Road, Satellite, Ahmedabad - 380015	Girish Parmar	(079) 40080485
	Gujarat	Baroda	Uday Refrigeration	G/3 Nandanvan Complex, Atma Jyoti Ashram Road, Behind Citizen Society, Ellora Park, Baroda	Shailesh	(0265) 6590948
	Gujarat	Surat	Sadgurudev	Shop No. L/6, Shankutal Complex, Beside Sangvi Tower, Near Gujarat Gas Circle, Adajan Patia, Surat - 395009	Manoj Rana	(0261) 6540417
	Gujarat	Rajkot	PC Systems	4-Sardar Nagar (West), Tagore Road, Near Astron Circle, Rajkot-360001	Manoj Gohil	(0281) 2480479
	Madhya Pradesh	Indore	Cool Home Refrigeration	LG-70, Trade Centre, 18, South Tukogunj, Indore- 452 001	Husain Anjum	(0731) 4076404
	Madhya Pradesh	Bhopal	Jeeves Consumer Services Pvt Ltd.	Ward no 47, Goyal Vihar, Ground floor, Flat no-G-1, 31-C, Zone-2, MP Nagar, Bhopal	Ram Ashish Prasad	(0755) 4059310

## AUTHORIZED SERVICE CENTERS

South	Tamil Nadu	Chennai	Jeeves Consumer Services Pvt Ltd.	New No.3,Old No.1-A, Sripuram,2nd Lane,Royapetah, Chennai-600014	Dinesh Kumar	044-42632371
	Tamil Nadu	Chennai	G C Services	Old No. 12, New No. 37, 1st Floor, Sattanna Naichen Street, Nehru Timber Market, Choolai, Chennai - 600112	Naval R	(044) 26690084 / 42822868
	Tamil Nadu	Coimbatore	V K Engineering	108-A/92, West Ponnuram Road, Ground Floor (Near Telephone Exchange), R.S.Puram, Coimbatore - 641002	Selvadurai	(0422) 2541172
	Pondicherry	Pondicherry	Bestronics	49, Saint Theresa Street, Pondicherry - 605001	B Jayashankar	(0) 9443728020
	Andhra Pradesh	Hyderabad	Jeeves Consumer Services Pvt Ltd.	Flat No. 205, Karan Centre, Opp. IBP Petrol Pump and Karan Hotel, Park Lane, S.D.Road, Near Paradise Circle, Secunderabad - 500003	Kumararajan	(040) 64591168
	Andhra Pradesh	Vijaywada	Jeeves Consumer Services Pvt Ltd.	Door No.25-10-10A,G.S.Raju Road,Gandhi Nagar, Near Gymkhana Road, Vijayawada - 520003	Rahamatullah Gouse Khan	(0866) 6591168
	Karnataka	Bangalore	Jeeves Consumer Services Pvt Ltd.	No. 126, 1st Floor, 8th Main J.P.Nagar, 3rd Phase, Bangalore - 560078	Ramesh Kumar	(080) 41209331
	Karnataka	Bangalore	Jeeves Consumer Services Pvt Ltd.	First Floor, Khan Bldg, 7 & 8th Cross, Jakkasandra Extension, Bangalore - 560032	Surulivel	(080) 25520424
	Karnataka	Mangalore	Jeeves Consumer Services Pvt Ltd.	1st Floor, Quadra compound, Bejai,kapikad, Kavor Road, Mangalore -575004	Divakar Shetty	(0824) 2213699
	Karnataka	Mysore	Jeeves Consumer Services Pvt Ltd.	No.1095, 1st Floor, C&D Block, Lalithadri Road, Kuvempunagar, Mysore - 570023	Venkatesh.S.Kulkarni	(0821) 4191094