

PSSC6KGW

GE Profile™ ENERGY STAR® 25.6 Cu. Ft. Side-By-Side Refrigerator with Dispenser

Dimensions and Installation Information (in inches)

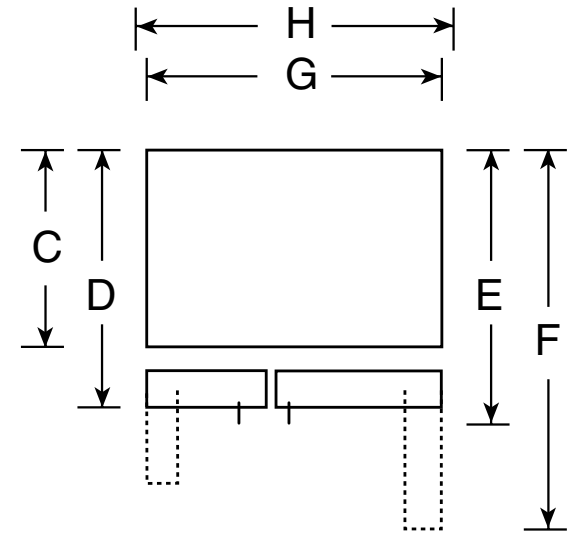
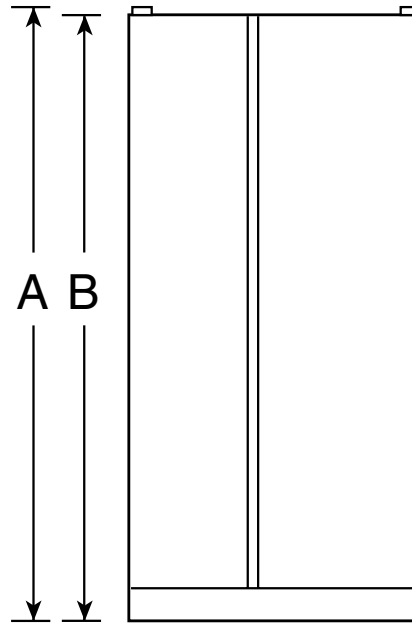
Overall Dimensions	Height to top of hinge (in.) A	69-1/4
	Height to top of case (in.) B	68-3/4
	Case depth without door (in.) C†	28
	Case depth less door handle (in.) D†	31-1/4
	Case depth with door handle (in.) E†	33-5/8
	Depth with fresh food door open 90° (in.) F†	50-1/8
	Width (in.) G	35-3/4
Air Clearances	Width with door open 90° inc. door handle (in.) H	36-3/4
	Each side (in.)	1/8
	Top (in.)	1
	Back (in.)	1

†Water hook-up fits in back air clearance when calculating installation depth.

If installed against a wall, allow clearance of 14-3/16" on freezer side to remove bin. To remove fresh food pans, remove door bins.

Clearance required to remove fresh food full-size pan without disassembling is 18-15/16".

Allow additional space for any necessary leveling adjustments.



Top View

For answers to your Monogram,® GE Profile™ or GE® appliance questions, visit our website at ge.com or call GE Answer Center® service, 800.626.2000.



imagination at work



Listed by
Underwriters
Laboratories



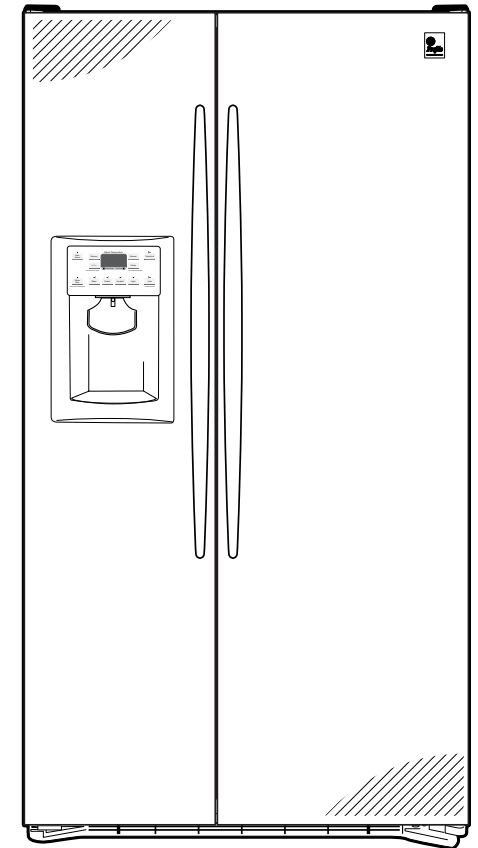
As an ENERGY STAR® partner, GE has determined that this product meets the ENERGY STAR guidelines for energy efficiency.

PSSC6KGW

GE Profile™ ENERGY STAR® 25.6 Cu. Ft. Side-By-Side Refrigerator with Dispenser

Features and Benefits

- Contoured Doors - Create a high-fashion look with gently rounded doors and edges
- External Controls with Actual Temperature Display and UltraFlow100 - Eliminates the guesswork in setting refrigerator temperatures; dispenses 100 ounces of filtered water per minute
- Freshness Center™ (3-Pan Stack) - Maximizes shelf space by utilizing three humidity-controlled drawers
- TurboCool™ Setting - "Revs up" the refrigerator, cooling it quickly after frequent door openings
- Integrated Ice™ System - Frees up valuable freezer space; It tilts down, providing easy access to bulk ice
- Integrated Shelf Support System - Provides strong, yet flexible support
- AutoEnergy Saver - Senses freezer and fresh door openings and adjusts refrigeration operation cycles accordingly
- Adjustable ClearLook™ Door Bins - Hold gallon-size containers with style and ease
- Adjustable Slide-Out, Spillproof Glass Shelves - Shelves slide out, spills stay put
- GE Water Plus Filtration System - Delivers clean, great-tasting water and ice through the LightTouch! Dispenser with indicator light
- FrostGuard™ Technology - Protects frozen items from freezer burn by monitoring freezer door openings and defrosting only when needed
- Deluxe Quiet Design - Significantly reduces operating noise
- NeverClean™ Condenser - Condenser coils are encased, so they don't require cleaning in normal operating environments
- Model PSSC6KGWW - White on white
- Model PSSC6KGWCC - Bisque on bisque
- Model PSSC6KGWBB - Black on black



imagination at work



As an ENERGY STAR® partner, GE has determined that this product meets the ENERGY STAR guidelines for energy efficiency.