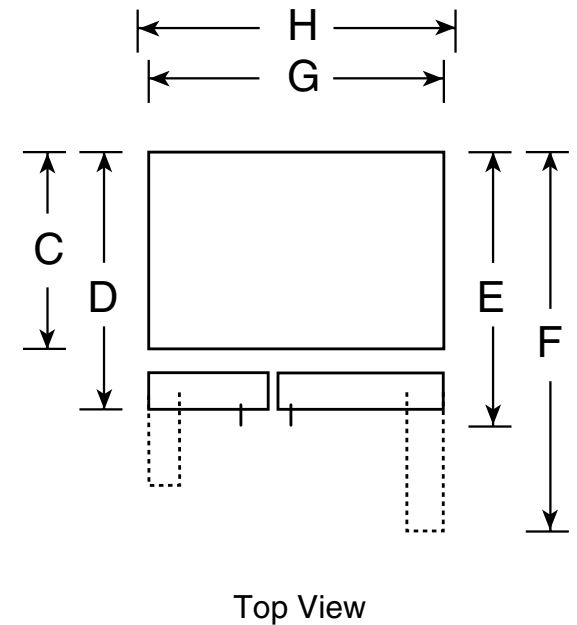
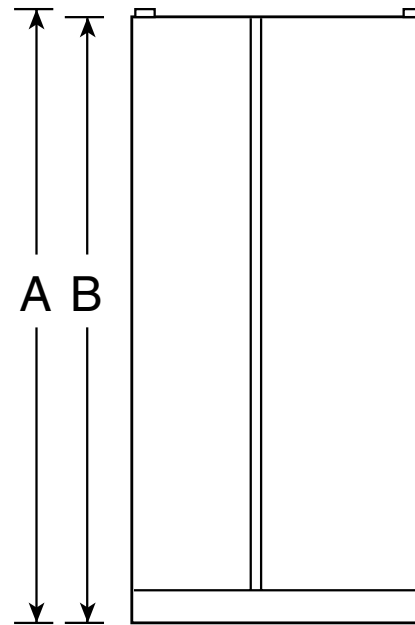


PSS26PSS

GE Profile™ ENERGY STAR® 25.5 Cu. Ft. Stainless Side-By-Side Refrigerator

Dimensions and Installation Information (in inches)

Overall Dimensions	Height to top of hinge (in.) A	69-1/4
	Height to top of case (in.) B	68-3/4
	Case depth without door (in.) C†	28
	Case depth less door handle (in.) D†	32-1/4
	Case depth with door handle (in.) E†	34-7/8
	Depth with fresh food door open 90° (in.) F†	50
	Width (in.) G	35-3/4
Air Clearances	Width with door open 90° inc. door handle (in.) H	42-3/8
	Each side (in.)	1/8
	Top (in.)	1
	Back (in.)	1



†Water hook-up fits in back air clearance when calculating installation depth.

If installed against a wall, allow clearance of 14-3/16" on freezer side to remove bin. To remove fresh food pans, remove door bins.

Clearance required to remove fresh food full-size pan without disassembling is 18-15/16".

Allow additional space for any necessary leveling adjustments.

For answers to your Monogram®, GE Profile™ or GE® appliance questions, visit our website at ge.com or call GE Answer Center® service, 800.626.2000.



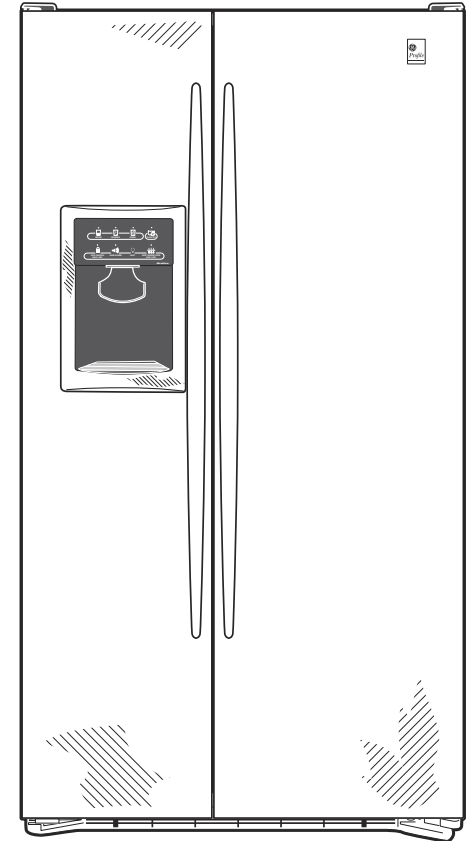
As an ENERGY STAR® partner, GE has determined that this product meets the ENERGY STAR guidelines for energy efficiency.

PSS26PSS

GE Profile™ ENERGY STAR® 25.5 Cu. Ft. Stainless Side-By-Side Refrigerator

Features and Benefits

- Stainless Steel - Convey a look of utmost polish and sophistication
- ClimateKeeper2™ System - Keeps food garden fresh longer, while protecting ice from odor transfer, with its unique dual-evaporator system
- CustomCool™ Technology With Full-Extension Slides - Chills in minutes thaws in hours and keeps foods fresher, longer
- Beverage Center - Keeps beverages and treats icy cold and easily accessible
- Upfront, Electronic Touch Temperature Controls with Digital Temperature Display - Precise and easy to use, taking the guesswork out of setting accurate temperatures
- Integrated Ice™ System - Frees up valuable freezer space. It tilts down, providing easy access to bulk ice
- Tall LightTouch! Dispenser with LED lighting- Dispenses water and ice at the slightest touch; LED lighting provides long-lasting illumination
- Slide 'n Store™ Full-Extension Freezer Baskets - Extends 12" to 16" for easy loading and unloading
- FrostGuard™ Technology - Protects frozen items from freezer burn by monitoring door openings and defrosting only when needed
- Integrated Shelf Support System - Provides strong, yet flexible support
- Adjustable Slide-Out, Spillproof Glass Shelves - Shelves slide out, spills stay put
- QuickIce™ Option - Makes ice up to 50% faster than normal settings-ideal for entertaining
- TurboCool™ Setting - "Revs up" the refrigerator, cooling it quickly after frequent door openings
- GE SmartWater™ Plus Filtration System - Delivers clean, great-tasting water and ice through the LightTouch! Dispenser with indicator light
- ClearLook™ Adjustable Gallon Door Bin - Store gallon containers with ease
- Model PSS26PSSSS - Stainless steel



imagination at work



As an ENERGY STAR® partner, GE has determined that this product meets the ENERGY STAR guidelines for energy efficiency.