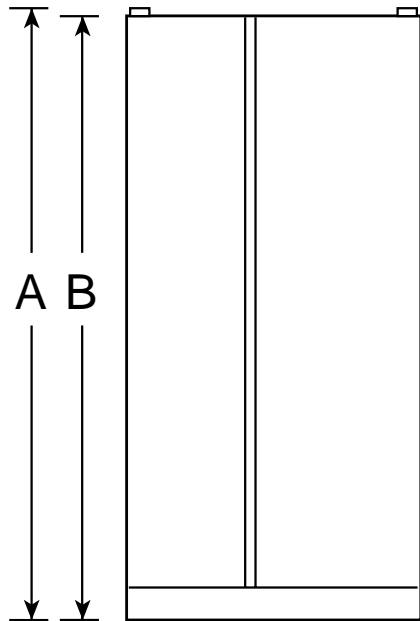


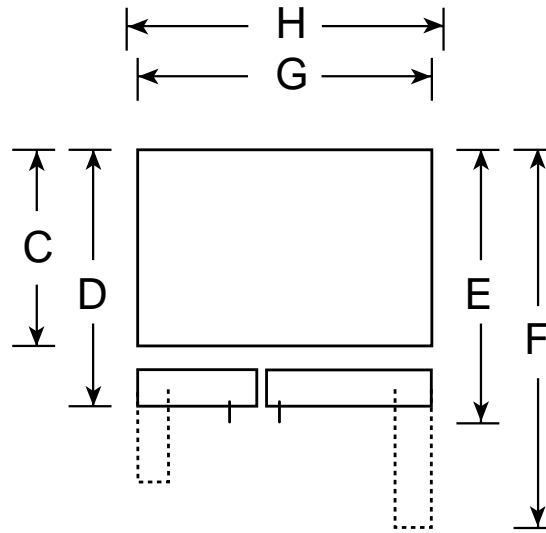


## PSF26NGN – GE Profile Arctica™ 25.5 Cu. Ft. Side-By-Side Refrigerator with Dispenser

### Dimensions (in inches)



Front View



Top View

Overall Dimensions	Height to top of hinge (in.) <b>A</b>	<b>69-1/4</b>
	Height to top of case (in.) <b>B</b>	<b>68-3/4</b>
	Case depth without doors (in.) <b>C</b>	<b>28</b>
	Case depth less door handle (in.) <b>D</b>	<b>32-1/4</b>
	Case depth with door handle (in.) <b>E</b>	<b>34-11/16</b>
	Depth with fresh food door open 90° (in.) <b>F</b>	<b>50-1/16</b>
	Width (in.) <b>G</b>	<b>35-3/4</b>
	Width with doors open 90° less door handle (in.) <b>H</b>	<b>36</b>
Air Clearances	Each side (in.)	<b>1/8</b>
	Top (in.)	<b>1</b>
	Back (in.)	<b>1</b>

**Note:** Add 9/16" for water hook-up. Hook-up fits in 5/8" back air clearance when calculating installation depth.

If installed against a wall, allow clearance of 14-3/16" on freezer side to remove ice bin.

To remove fresh food pans, remove door bins.

Clearance required to remove fresh food full-size pan without disassembling: 18-15/16".

Allow additional space for any necessary leveling adjustments.


**Note:** If the doors cannot be fully opened because of an obstruction or a wall on either side, a door stop should be provided to prevent door or wall damage. If the doors cannot be opened at least 90 degrees, access to the drawers is limited.



Total volume and shelf area are calculated by the Association of Home Appliance Manufacturers' standards.



Listed by Underwriters Laboratories

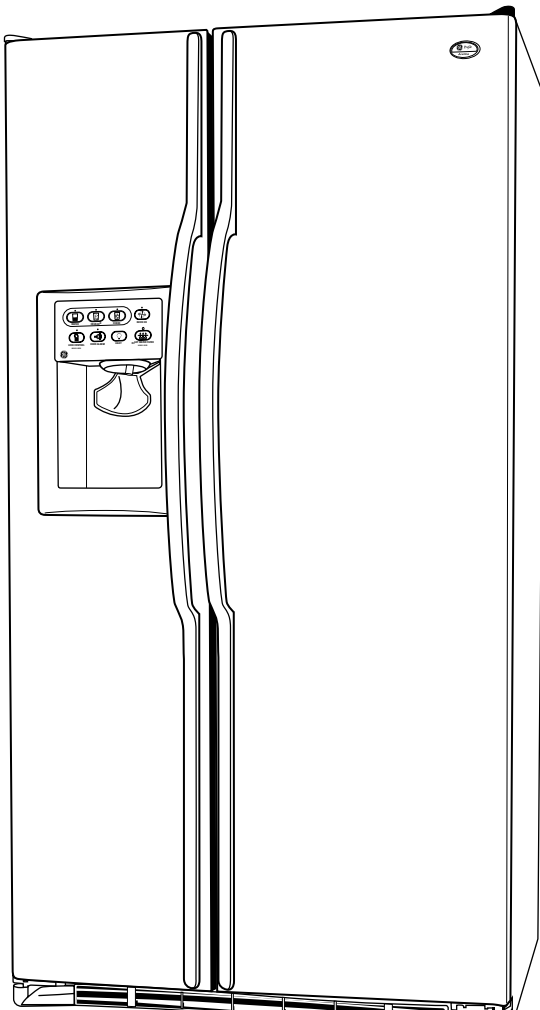


As an ENERGY STAR® Partner, GE has determined that this product meets the ENERGY STAR® guidelines for energy efficiency.



*Profile™*

## **PSF26NGN – GE Profile Arctica™ 25.5 Cu. Ft. Side-By-Side Refrigerator with Dispenser**



### **Features and Benefits**

- 25.5 cu. ft. Capacity (Fresh Food 16.02 cu. ft./Freezer 9.48 cu. ft.)
- Upfront Electronic Digital Display Shows the Actual Temperature Inside of the Refrigerator
- Upfront Electronic Touch Temperature Controls are Precise and Easy to Set
- CustomCool™ Technology Chills Food and Beverages in Minutes and Thaws Food Safely and Quickly
- ClimateKeeper™ Temperature Management System – An Electronic System that Helps Keep Food Fresh
- Tall LightTouch! Dispenser Easily Accommodates Pitchers, Blenders, Coffeepots and all Sizes of Glassware (with Door Alarm and Child Lock)
- Integrated Shelf Support System with QuickSpace™ Shelf Allows for Maximum Flexibility and Easily Accommodates Taller Items
- Model PSF26NGNWW – White on white
- Model PSF26NGNBB – Black on black
- Model PSF26NGNCC – Bisque on bisque