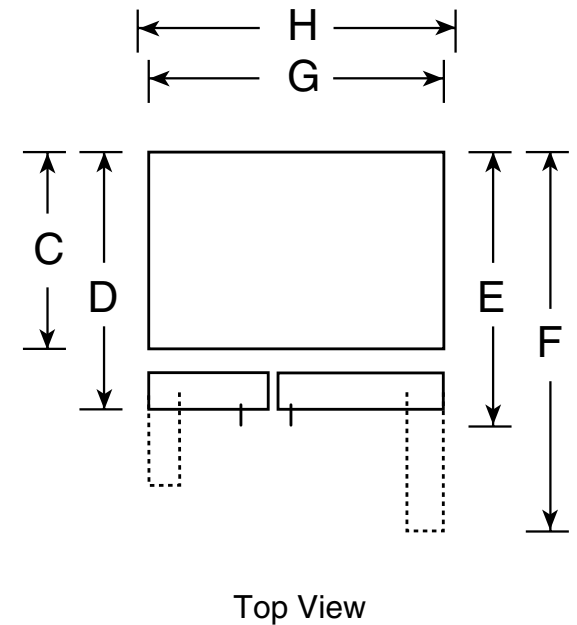
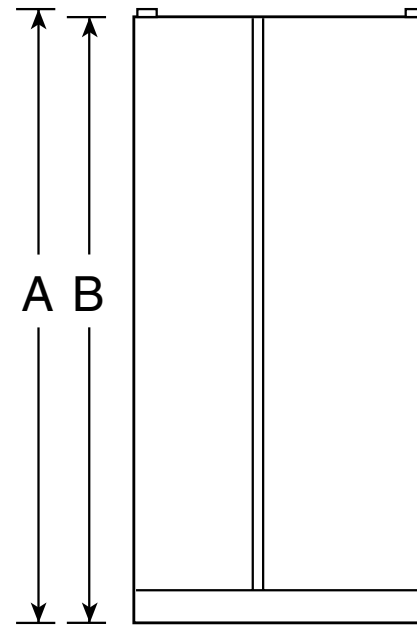


# PSHF9PGZ

## GE Profile™ ENERGY STAR® 25.6 Cu. Ft. Side-By-Side Refrigerator with Dispenser

### Dimensions and Installation Information (in inches)

Overall Dimensions	Height to top of hinge (in.) <b>A</b>	<b>69-3/8</b>
	Height to top of case (in.) <b>B</b>	<b>68-3/4</b>
	Case depth without door (in.) <b>C†</b>	<b>28</b>
	Case depth less door handle (in.) <b>D†</b>	<b>33-3/8</b>
	Case depth with door handle (in.) <b>E†</b>	<b>36</b>
	Depth with fresh food door open 90° (in.) <b>F†</b>	<b>50-1/8</b>
	Width (in.) <b>G</b>	<b>35-3/4</b>
Air Clearances	Width with door open 90° inc. door handle (in.) <b>H</b>	<b>45-1/2</b>
	Each side (in.)	<b>1/8</b>
	Top (in.)	<b>1</b>
	Back (in.)	<b>1</b>



†Water hook-up fits in back air clearance when calculating installation depth.

If installed against a wall, allow clearance of 14-3/16" on freezer side to remove bin. To remove fresh food pans, remove door bins.

Clearance required to remove fresh food full-size pan without disassembling is 18-15/16".

Allow additional space for any necessary leveling adjustments.

For answers to your Monogram,® GE Profile™ or GE® appliance questions, visit our website at [ge.com](http://ge.com) or call GE Answer Center® service, 800.626.2000.



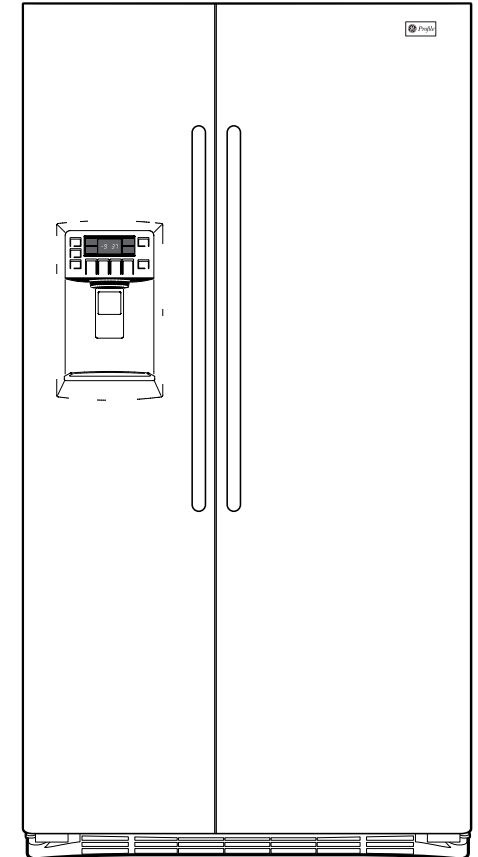
As an ENERGY STAR® partner, GE has determined that this product meets the ENERGY STAR guidelines for energy efficiency.

# PSHF9PGZ

## GE Profile™ ENERGY STAR® 25.6 Cu. Ft. Side-By-Side Refrigerator with Dispenser

### Features and Benefits

- High-gloss finish with contoured doors - Sleek, rounded doors create a stylish look
- ClimateKeeper™ system - Electronic controls, multiple electronic sensors and a multi-flow air system help provide even cooling
- Integrated dispenser with LED lighting and UltraFlow64 - This bright dispenser pours up to 64 ounces of water per minute
- Angled ALL LED lighting in fresh food and freezer - Brightly illuminates every inch of the fresh food and freezer compartments
- Arctica® icemaker - Holds 40% more ice than previous GE Profile icemakers, without taking up more additional space
- Slide 'n Store™ freezer baskets - Baskets slide well beyond the door for easy access to all your frozen favorites
- TurboCool™ setting - Restores proper temperature to the refrigerator after frequent door openings
- Quick Ice™ setting - Speed up your icemaker to keep up with your life
- Adjustable ClearLook™ door bins - Store gallon containers with ease in the door and free up valuable shelf space
- Adjustable, slide-out spillproof glass shelves - Adjustable shelves are designed to make clean up quick and easy
- GE water filtration - one year filter - Removing impurities means fresh-tasting water for your family
- FrostGuard™ technology - Controlled defrosting keeps frozen foods from feeling the burn
- Model PSHF9PGZWW - White
- Model PSHF9PGZBB - Black



imagination at work



As an ENERGY STAR® partner, GE has determined that this product meets the ENERGY STAR guidelines for energy efficiency.