



# All Refrigerator

FPRH19D7L F

19 Cu. Ft. Built-In



Shown with companion, All-Freezer model FPUH19D7LF and optional Double Louvered Trim Kit (TRIMKITEZ2).

## Signature Features



### SpaceWise® Organization System

Our SpaceWise® Organization system makes it easy to keep food organized and easy to find when you need it.



### Real Stainless Steel

Real stainless steel with a protective coating that reduces fingerprints and smudges so it's easy to clean.



### Humidity-Controlled Crisper Drawer

Keep your fruits or vegetables fresh in our humidity-controlled crisper drawer.



### SpaceWise® Adjustable Glass Shelves

Full-width shelves provide easy access to large items like party trays — up to 26" wide.

## Product Dimensions

Height (Including Door)	71-3/8"
Width	32"
Depth (Including Door)	26-1/2"

## More Easy-To-Use Features

### Pro-Select® Controls

Easily select options with the touch of a button.

### Automatic Alerts

Refrigerator alerts you if the door is left open or if temperature rises.

### Bright Lighting

Our bright lighting makes it easy to see what's inside.

### Full-Width Deli Drawer

Conveniently located, the full-width Deli Drawer is ideal for deli meats, cheeses and sandwich fixings or any food items that are frequently used.

### PureAir Ultra® Filter

Keeps the air cleaner and fresher.

### Built-In Trim Kit

Optional trim kit available in Stainless Steel for All-Refrigerator, All-Freezer or Side-by-Side configuration.

ENERGY STAR®

Sabbath Mode (Star-K® Certified)



Available in:



Stainless  
(F)

## Optional Trim Kits

### Single Louvered Trim Kit (TRIMKITEZ1)

For single All-Refrigerator installation. Includes louvered top grille and vented, louvered toe kick, 2-9/16" H leveling system and side/top trim pieces.

### Double Louvered Trim Kit (TRIMKITEZ2)

For All-Freezer / All-Refrigerator side-by-side installation. Includes full-width, louvered top grille and vented, louvered toe kick, two 2-9/16" H leveling systems, side/top trim pieces and hardware to tie the units together.

Features	
Door Design	Brushed Stainless Steel
Door Handle Design	Stainless Steel
Cabinet Finish	Grey
Door Hinge Covers	Hidden
Automatic Door Closer	Yes
Leveling System/Leveling Legs	Yes/2
Airflow Ports	Yes
Controls	
Controls	Pro-Select*
Location of Controls	Inside Cabinet, on Top
Temperature Display C°/F°	Yes
Lock/Light	Yes
Temp Failure Alerts (Audible & Duration)	Yes
Door Ajar Alert (Audible)	Yes
Power Failure Alert (Duration)	Yes
Air Filter/Air Filter Change Indicator Light	PureAir Ultra*/Yes
Refrigerator Features	
Refrigerator Shelves	2 SpaceWise® Adjustable Glass
Full-Width Deli Drawer	1
Full-Width Bottom Crisper	1
Humidity Control	Yes
Crisper Divider Quantity	2
Full-Width Gallon Door Bin	2
Half-Width Litter Bin	4 Clear
Dairy Bin	1 White
Tall Bottle Retainers	
Condiment Bin	
Lighting	Bright
Optional Accessories	
Single Louvered Trim Kit	PN # TRIMKITEZ1
Double Louvered Trim Kit	PN # TRIMKITEZ2
Certifications	
Sabbath Mode (Star-K® Certified)	Yes
ENERGY STAR®	Yes
Specifications	
Total Capacity (Cu. Ft.)	18.6
Shelf Area (Sq. Ft.)	20.6
Annual Energy (kWH)	365
Annual Energy Cost (.1065/kWH)	\$39
Power Supply Connection Location	Right Bottom Rear
Voltage Rating	120V/60Hz/20A
Connected Load (kW rating) @ 115 Volts¹	0.55
Amps @ 115 Volts	5
Minimum Circuit Required (Amps)	20
Shipping Weight (Approx.)	240 Lbs.

¹An electrical supply with grounded three-prong receptacle is required.  
CANADA • 5855 Terry Fox Way • Mississauga, ON L5V 3E4 • 1-800-265-8352 • [frigidaire.ca](http://frigidaire.ca)

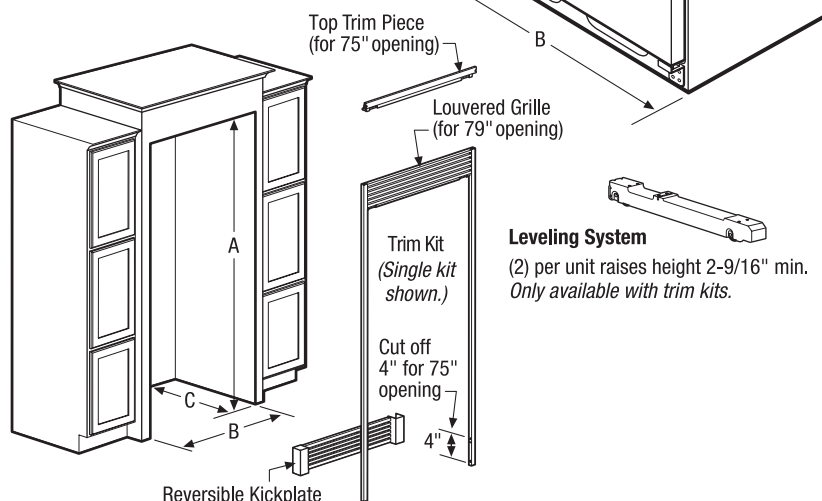
## Optional Trim Kits

Kits include top and side trim pieces, louvered grille, reversible kickplate and leveling system to fit 75" or 79" opening height.

### Single Louvered Trim Kit PN # TRIMKITEZ1

### Double Louvered Trim Kit PN # TRIMKITEZ2 (Includes hardware to secure side-by-side units together.)

Note: Both kits attach directly to cabinetry through top trim piece or louvered grille to stabilize unit(s).



NOTE: For planning purposes only. Always consult local and national electric and plumbing codes. Refer to Product Installation Guide for detailed installation instructions on the web at [frigidaire.com](http://frigidaire.com).



Overall Exterior Dimensions	
A - Height (Incl. Door)	71-3/8"
B - Width	32"
C - Depth (Incl. Door)	26-1/2"
Depth with Door Open 90°	57-1/4"

Built-In Cutout Dimensions	
Single Unit without Trim Kit -	
A - Height	72"
B - Width	33"
C - Depth	25-1/4" min.¹
Single Unit with Trim Kit & Leveling System -	
A - Height	75" or 79"
B - Width	33"
C - Depth	25-1/4" min.¹

Built-In Cutout Dimensions	
Double Unit² without Trim Kit -	
A - Height	72"
B - Width	66"
C - Depth	25-1/4" min.¹
Double Unit² with Trim Kit & Leveling System -	
A - Height	75" or 79"
B - Width	66"
C - Depth	25-1/4" min.¹

¹Minimum depth from face of cabinet side panels and requires recessed electrical outlet.

²Side-by-Side

Accessories information available on the web at [frigidaire.com](http://frigidaire.com)

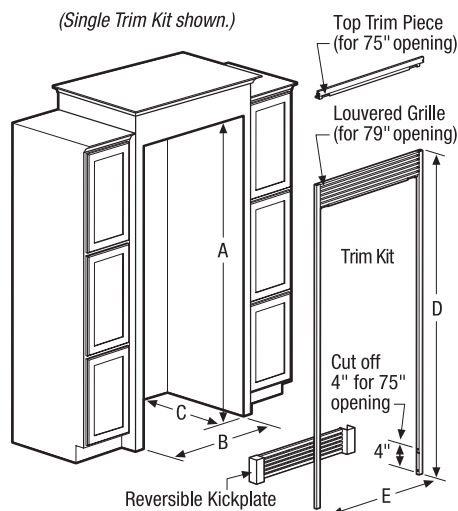
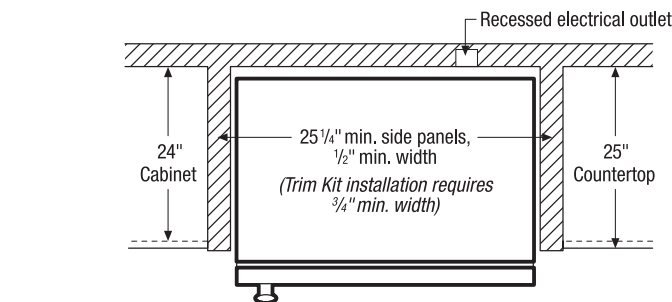
## FRIGIDAIRE

USA • 10200 David Taylor Drive • Charlotte, NC 28262 • 1-800-FRIGIDAIRE • [frigidaire.com](http://frigidaire.com)  
CANADA • 5855 Terry Fox Way • Mississauga, ON L5V 3E4 • 1-800-265-8352 • [frigidaire.ca](http://frigidaire.ca)

FPRH19D7L 12/11

© 2011 Electrolux Home Products, Inc.

Specifications subject to change.  
Printed in the U.S.A.



### Optional Trim Kits & Dimensions

Kits include top and side trim pieces, louvered grille, reversible kickplate and leveling system to fit 75" or 79" opening height.

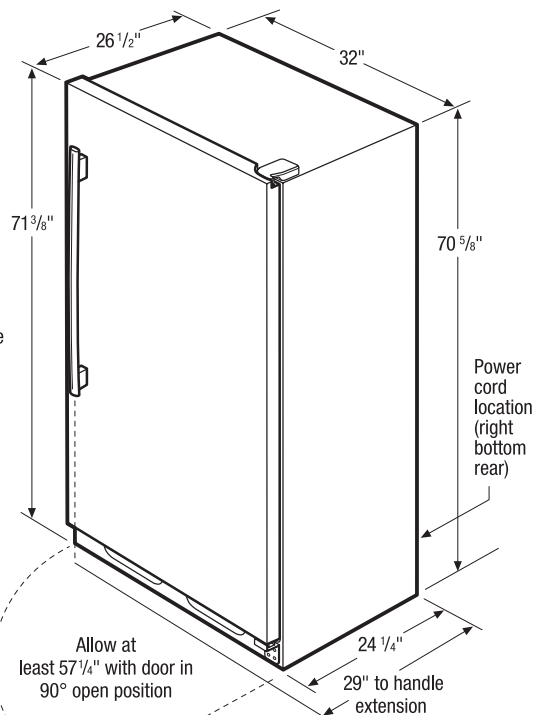
#### Single Louvered Trim Kit PN# TRIMKITEZ1

(D) 75 1/8" or 79 1/8" (E) 34 3/4"

#### Double Louvered Trim Kit PN# TRIMKITEZ2

(Includes hardware to secure side-by-side units together.)  
(D) 75 1/8" or 79 1/8" (E) 67 1/8"

Note: Both kits attach directly to cabinetry through top trim piece or louvered grille to stabilize unit(s). Refer to detailed kit installation instructions packed with kit or on web.



### All-Refrigerator Cutout Dimensions

#### Built-In Installation (without Trim Kit)

##### Single Unit

(A) 72" (B) 33" (C) 25 1/4" min.\*

##### Double Unit (Side-by-Side)

(A) 72" (B) 66" (C) 25 1/4" min.\*

#### Built-In Installation (with Trim Kit & Leveling System)

##### Single Unit


(A) 75" or 79" (B) 33" (C) 25 1/4" min.\*

##### Double Unit (Side-by-Side)

(A) 75" or 79" (B) 66" (C) 25 1/4" min.\*

#### Leveling System

(2) per unit raises height 2-9/16" min.  
Only available with trim kits.



\*Minimum depth from face of cabinet side panels and requires recessed electrical outlet.

### Built-In All-Refrigerator Specifications

- Product Weight - 240 Lbs.
- An electrical supply with grounded three-prong receptacle is required. The power supply circuit must be installed in accordance with current edition of *National Electrical Code (NEPA 70)* and local codes & ordinances.
- Voltage Rating - 120V / 60 Hz / 20 Amps
- Connected Load (kW Rating) @ 115 Volts = 0.55 kW
- Amps @ 115 Volts = 5 Amps
- Always consult local and national electric codes.
- Minimum 25-1/4" depth requires recessed electrical outlet.
- To allow for ease of installation, tape excess power cord to back of unit.
- When installing refrigerator adjacent to wall, cabinet or other appliance that extends beyond front edge of unit, 20" minimum clearance recommended to allow for optimum 140° door swing, providing complete drawer / crisper access and removal. (Absolute 4" minimum clearance will ONLY allow for 90° door swing which will provide limited drawer / crisper access with restricted removal.)
- Refrigerator must be placed on level surface of hard material, same height as flooring. Surface must support approximately 800 lbs. when fully loaded. Unit equipped with 4-point leveling.

### "Built-In Look" Specifications

- Minimum opening of 72" H x 33" W x 25-1/4" D required for single-unit "Built-In Look" installation; 66" W required for double-unit installation. (72" H to be measured from finished floor to underside of soffit or overhead cabinet.)
- Remove all wall/floor molding prior to built-in installation.

### Optional Trim Kit Specifications

- If optional Single or Double Louvered Trim Kit is to be used, different cutout dimensions are required. Kit can be adapted to fit either 75" or 79" opening height. (Refer to cutout dimensions on this page and detailed Louvered Trim Kit installation instructions included with kit or on web.)
- Remove all wall / floor molding prior to built-in installation.

**Note:** For planning purposes only. Refer to Product Installation Guide on the web at [frigidaire.com](http://frigidaire.com) for detailed instructions.

### Optional Accessories

- Single Louvered Trim Kit - (PN # TRIMKITEZ1).
- Double Louvered Trim Kit - (PN # TRIMKITEZ2).
- PureAdvantage® Air Filter Replacement Cartridge - (PN # 241754001).