

Refrigerators - 2 compartments

Electrolux Professional have designed and produced a complete range of refrigerated tables, that combines the dual function of worktop and refrigerated table. This versatility allows notable savings in space whilst offering functional and modular solutions to kitchen requirements.



728247

- 150mm height-adjustable feet.
- Internal and external doors, front and side panels and worktop in 304 AISI stainless steel.
- Rounded internal corners for ease of cleaning.
- Refrigerated compartment designed to accommodate GN 1/1 containers.
- Digital control panel.
- Suitable to operate in ambient temperatures up to +43°C. Temperature range: -2/+10 °C.
- Forced air circulation for rapid cooling and an even temperature distribution.
- Drain outlet and automatic evaporation of defrost water.
- Access to all components from the front.
- In compliance with H requirements.
- C.F.C. and H.C.F.C. free.
- High-density expanded polyurethane foam, 50 mm in thickness, with cyclopentane injection.
- Developed and produced in ISO 9001 and ISO 14001 certified factory.



Electrolux

**Electrolux concept counters
Refrigerators - 2 compartments**

	HB2P 728086	HB1P2C12 728139	HB1P2C 728302	HB1P3C 728157	HB4C 728158	HB2PNT 727105
TECHNICAL DATA						
Operating temperature - min/max °C	-2/10	-2/10	-2/10	-2/10	-2/10	-2/10
Operating mode	Ventilated	Ventilated	Ventilated	Ventilated	Ventilated	Ventilated
Gross capacity (D.I.N. 8952) - l.	265	265	265	265	265	265
Cooling unit	Built-In	Built-In	Built-In	Built-In	Built-In	Built-In
External dimensions - mm						
width	1238	1238	1238	1238	1238	1234
depth/with open doors	700, 1102	700, 1102	700, 1102	700, 1102	700, 1102	700, 1102
height	850	850	850	850	850	800
Internal dimensions - mm						
depth	580	580	580	580	580	580
height	543	543	543	543	543	543
Top material	304 AISI	304 AISI	304 AISI	304 AISI	304 AISI	Galvanized Steel
No worktop						●
Min/Max internal humidity - %	55	55	55	55	55	55
N° of drawers		2x1/2	1x1/4+1x3/4	3x1/3	4x1/2	
Door hinges	1 Left+1 Right	Right Side	Right Side	Right Side		1 Left+1 Right
Compressor power - HP	1/4	1/4	1/4	1/4	1/4	1/4
N° defrost in 24 hrs.	4/20	4/20	4/20	4/20	4/20	4/20
Refrigerant type	R404a	R404a	R404a	R404a	R404a	R404a
Refrigerant quantity - g.	130	130	130	130	130	130
Refrigeration power - W	343	343	343	343	343	343
Refrigerant power at evaporation temperature - °C	-23	-23	-23	-23	-23	-23
Power - kW						
installed-electric	0.34	0.34	0.34	0.34	0.34	0.34
Net weight - kg.	119	126	126	126	126	119
Power supply - V, phases, Hz	230 V, 1N, 50	230 V, 1N, 50	230 V, 1N, 50	230 V, 1N, 50	230 V, 1N, 50	230 V, 1N, 50
INCLUDED ACCESSORIES						
1/1 GN GREY "RILSAN" GRID	2	1	1	1		2
ACCESSORIES						
1/1 GN GREY "RILSAN" GRID						881435
2x½ DRAWER KIT FOR REFRIGERATED TABLES	880118	880118	880118	880118		880118
3x1/3 DRAWER KIT FOR REFRIGERATED TABLES	880115	880115	880115	880115	880115	880115
DRAWER KIT- 1/3+2/3 (BOTTLES)-REF. TABLES	880126	880126		880126	880126	880126
KIT 2 S/S GRIDS GN1/1 FOR REFRIG. TABLES	880139	880139	880139	880139		880139
KIT 4 WHEELS (2 W/BRAKE)+4 (40MM)SPACERS	880025	880025	880025	880025	880025	880025
KIT DOOR REVERSIBILITY FOR REF. TABLES	880046	880046	880046	880046	880046	880046
KIT HACCP EKIS	922166	922166	922166	922166	922166	922166
KIT INTEGRATED HACCP-DIG. REFR. (IR33)	880205	880205	880205	880205	880205	880205
LOCK KIT FOR REFRIGERATED TABLES	880130	880130		880130	880130	880130
PRINTER FOR HACCP BASIC VERSION REFRIG.	881457	881457	881457	881457	881457	881457
S/S STRUCTURE TO SUPPORT 6 GRIDS (R+L)	880140	880140	880140	880140		880140
STRUCTURE TO SUPPORT 3 GRIDS(RIGHT+LEFT)			880047			
WORKTOP FOR 2 DOOR REFRIGERATED TABLES						880194
WORKTOP+UPSTAND FOR 2 DOOR REFRIG. TABLE						880097

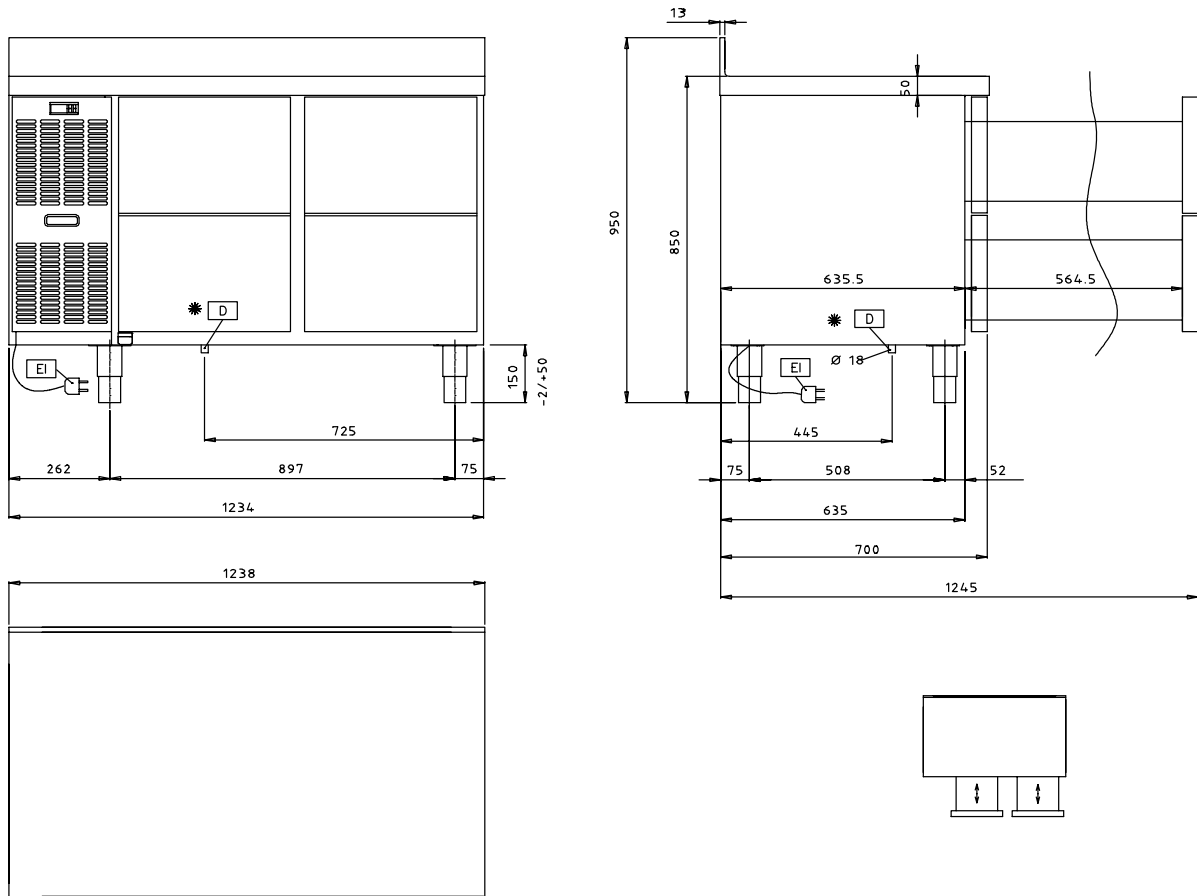
HBAC050

2009-10-06

Subject to change without notice

**Electrolux concept counters
Refrigerators - 2 compartments**

728086, 728158, 728139



HBAC050

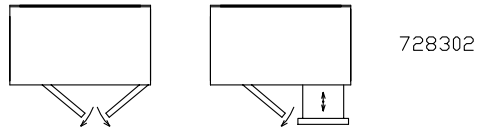
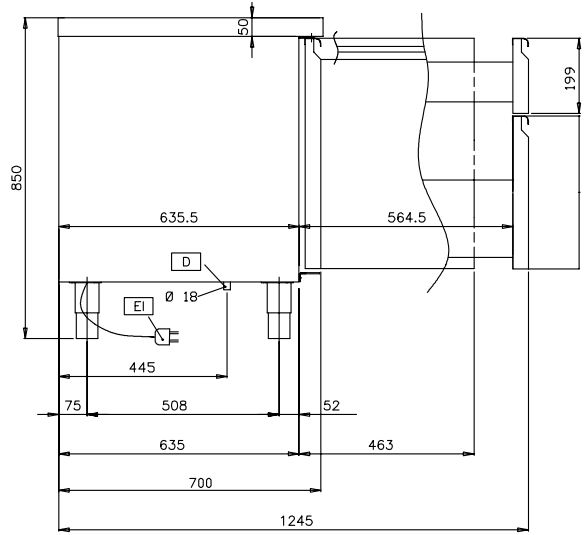
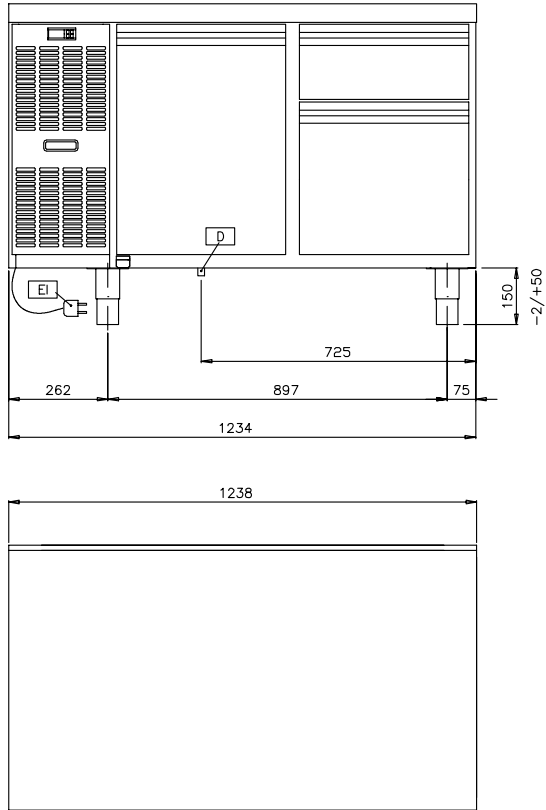
2009-10-06

Subject to change without notice

	HB2P 728086	HB1P2C12 728139	HB4C 728158
LEGEND			
D - Water drain	18mm	18mm	18mm
EI - Electrical connection	230 V, 1N, 50	230 V, 1N, 50	230 V, 1N, 50

**Electrolux concept counters
Refrigerators - 2 compartments**

728302



HBAC050

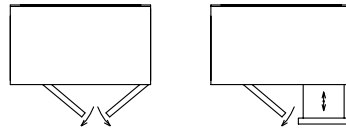
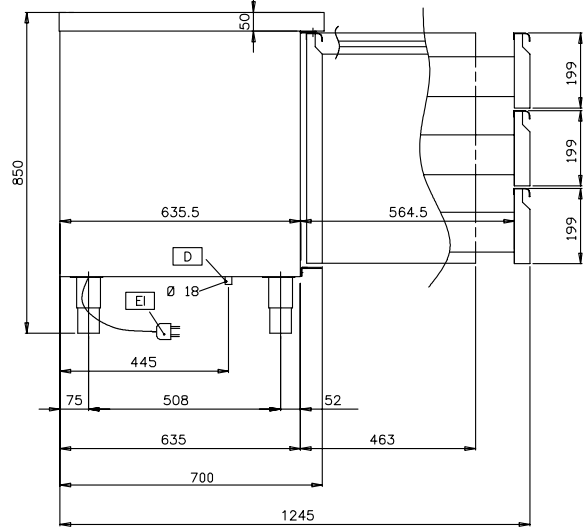

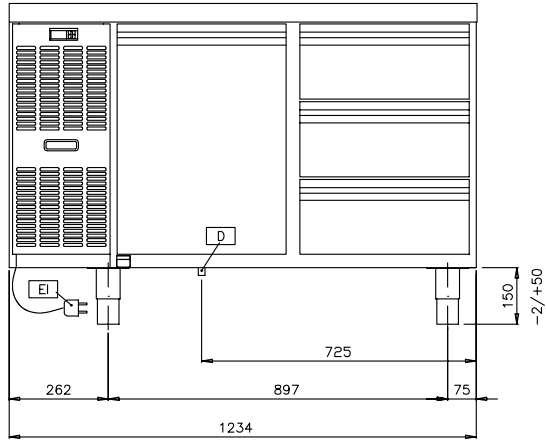
2009-10-06

LEGEND	D - Water drain	HB1P2C
	EI - Electrical connection	728302
		18mm
		230 V, 1N, 50

Subject to change without notice

Electrolux concept counters
Refrigerators - 2 compartments

728157



728157

HBAC050

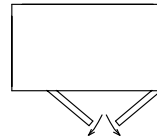
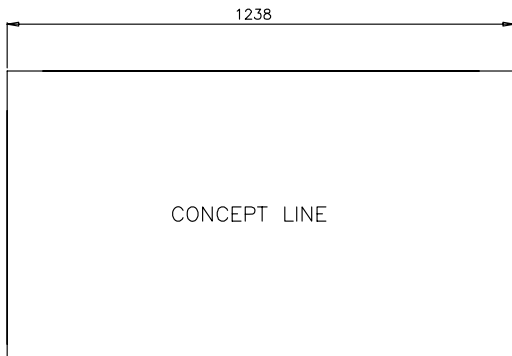
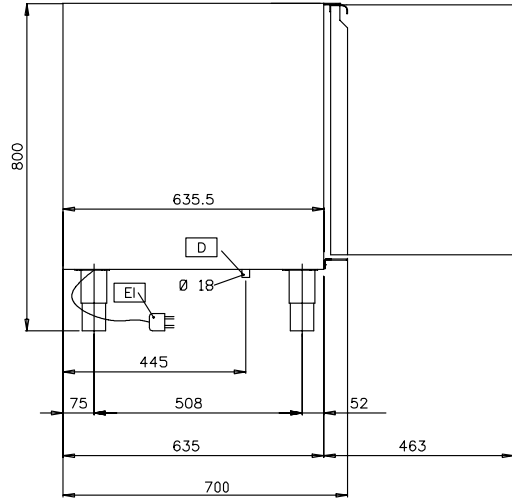
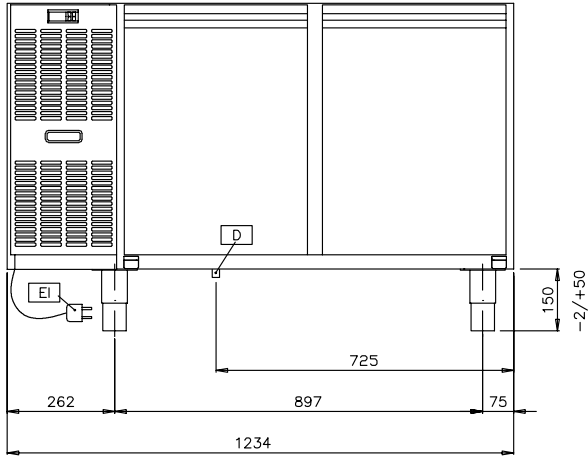
2009-10-06

Subject to change without notice

LEGEND D - Water drain EI - Electrical connection	HB1P3C 728157
	18mm
	230 V, 1N, 50

Electrolux concept counters
Refrigerators - 2 compartments

727105



HBAC050

2009-10-06

Subject to change without notice

LEGEND D - Water drain EI - Electrical connection	HB2PNT 727105
	18mm
	230 V, 1N, 50