


# Continental

## Refrigerator

### 72" FRONT BREATHER SANDWICH UNIT REFRIGERATORS



SW72-12-FB

SW72-18-FB

### Standard Features

- Unique Air Flow Distribution Allows Pan Product to Maintain 33°–41°F Being in Compliance with and Certified Under the '98 NSF Standard For Preparation Units.
- Modern, State-of-the-Art Styling
- Performance Rated Refrigeration System Utilizing Environmentally Safe R-134a Refrigerant
- Easily Serviceable Back Mounted Compressor
- 2" Non-CFC Polyurethane Foam Insulation
- Spring Loaded, Self Closing Door
- Magnetic Snap-In Gasket
- 3<sup>5</sup>/<sub>8</sub>" Casters, two with brakes, two without brakes
- Heavy-Duty, Epoxy-Coated Steel Shelves
- Interior Hanging Thermometer
- Full Length Nylon Cutting Board
- Cabinet Construction Consisting of Stainless Steel Front and Top, Aluminum End Panels, Case Back and Interior
- Non-Corrosive, Plasticized Fin Evaporator Coil
- Completely Enclosed, Vented and Removable Case Back
- Automatic, Energy Saving, Non-Electric Condensate Disposal
- 1/2 Size Pans, 4" Deep
- 10 ft Cord and Plug Attached

### Models Available

- SW72-12-FB    • SW72-12C-FB    • SW72-18M-FB
- SW72-18-FB    • SW72-18C-FB    • SW72-27M-FB
- SW72-30M-FB

Utilizing Environmentally Safe, CFC-free R-134a Refrigerant

### Optional Features & Accessories

- Electric Condensate
- Pan Opening Sizes
- Stainless Steel End Panels-SA Models
- Stainless Steel Interior & Exterior-SS Models
- Stainless Steel Finished Back in Lieu of Aluminum
- Remote Models R
- Additional Shelves
- Door Locks
- Single Overshelf
- Double Overself
- Drawers



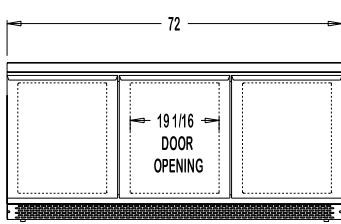
# 72" FRONT BREATHER SANDWICH UNIT REFRIGERATORS

## SPECIFICATIONS

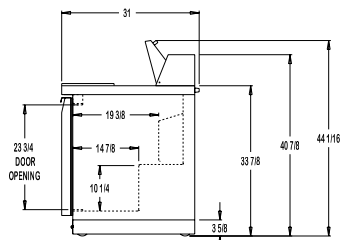
SW72-12-FB    SW72-18-FB    SW72-12C-FB    SW72-18C-FB    SW72-18M-FB    SW72-27M-FB    SW72-30M-FB

### DIMENSIONAL DATA

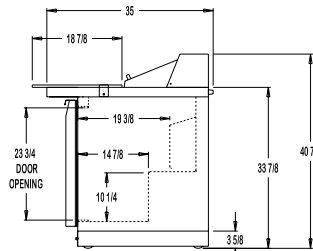
Net Capacity (cu. ft.)	20.6	20.6	20.6	20.6	20.6	20.6	20.6
1/6 Size Pans	12	18	12	18	18	27	30
Width, Overall (in.)	72	72	72	72	72	72	72
Depth, (incl. Hdl.s. & Bumpers) (in.)	31	31	31	31	31	31	31
Depth, Body Only (Less Door(s)) (in.)	27 1/2	27 1/2	27 1/2	27 1/2	27 1/2	27 1/2	27 1/2
Depth, Cutting Board	12	12	19	19	10	10	10
Height, Overall (incl. 3/8" Casters) (in.)	40 7/8	40 7/8	40 7/8	40 7/8	40 7/8	40 7/8	40 7/8
Shelf Area (sq. ft.)	10.2	10.2	10.2	10.2	10.2	10.2	10.2
No. of Shelves	3	3	3	3	3	3	3
No. of Doors	3	3	3	3	3	3	3
Condensing Unit Size (H.P.)	1/4	1/4	1/4	1/4	1/4	1/4	1/4
Refrigerant	R134a	R134a	R134a	R134a	R134a	R134a	R134a
Cabinet Electrical	115/60/1	115/60/1	115/60/1	115/60/1	115/60/1	115/60/1	115/60/1
Amps	9.0	9.0	9.0	9.0	9.0	9.0	9.0
Fans	4	4	4	4	4	4	4
Interior Depth (in.)	20	20	20	20	20	20	20
Interior Height (in.)	26 1/4	26 1/4	26 1/4	26 1/4	26 1/4	26 1/4	26 1/4
Interior Width (in.)	68	68	68	68	68	68	68
Shipping Weight (lbs.)	385	389	398	398	398	414	420
Shipping Height (in.)	43 1/4	43 1/4	43 1/4	43 1/4	43 1/4	43 1/4	43 1/4
Shipping Length (in.)	80 1/4	80 1/4	80 1/4	80 1/4	80 1/4	80 1/4	80 1/4
Shipping Depth (in.)	46	46	46	46	46	46	46



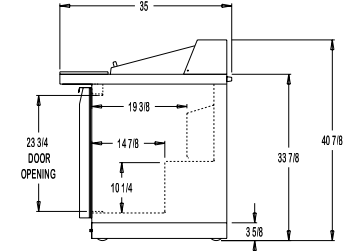
FRONT VIEW



Standard Top Side View



C-Top Side View



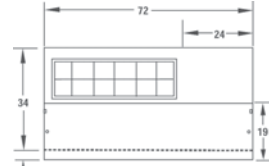
M-Top Side View



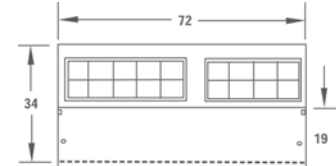
SW72-12



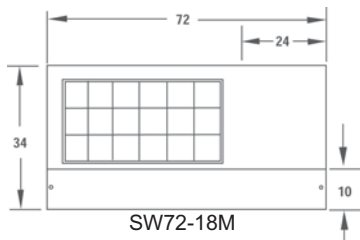
SW72-18



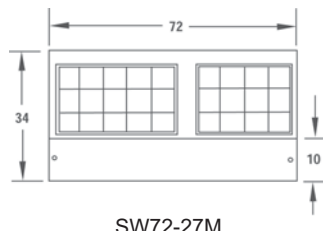
SW72-12C



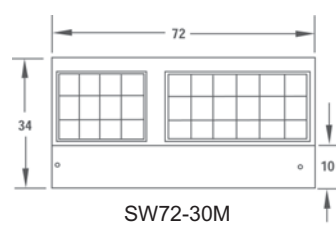
SW72-18C



SW72-18M



SW72-27M



SW72-30M

**Continental**  
Refrigerator

A Division of National Refrigeration & A/C Products, Inc.  
539 Dunksferry Road Bensalem, PA 19020  
(800) 523-7138 Fax: (215) 244-9579  
www.continentalrefrigerator.com

72FBSAND907