

MATSUSHITA Compressor

MODEL# SD51C10JAU6

Single Phase
R-134a

115 V
60 Hz

Voltage Range 103 Volts to 127 Volts @ 60 Hz
Application Low Back Pressure
Compressor Cooling Static Cooling

Refrigerant Control Capillary Tube
Evaporator
Temp. Range -31°F to 23°F / -35°C to -5°C

Rated Performance Data

Capacity 567 Btu/h $\pm 10\%$ *
E.E.R. 4.46 Btu/Wh $\pm 10\%$ *
Current 1.27 Amps *

Nominal Motor Data Motor Input 127 Watts*
 Rated Current 1.28 Amps
 Type RSCR, PTC relay

Locked Rotor 10.30 Amps
Start Current 18.29 Amps
Coil Resistances Run 3.45 Ohms
 @ 68°F (20°C) Start 5.36 Ohms

*Test Conditions for Performance Specifications

Test Oil Freol α 22
 Shell Temp 170.0°F / 76.0°C
 Condensing Temp 130.0°F / 54.4°C
 Evaporating Temp -10.0°F / -23.3°C
 Ambient Temp 90.0°F / 32.2°C
 Gas Superheat 90.0°F / 32.2°C
 Liquid Sub-Cooling 90.0°F / 32.2°C

Electrical Accessories

Overload Protector

Nominal Operating Characteristics

Model Name T130AH6-1
 Manufacturer Matsushita
 Temperature To Open: 266°F $\pm 9^\circ\text{F}$ / 130°C $\pm 5^\circ\text{C}$
 Close: 176°F $\pm 27^\circ\text{F}$ / 80°C $\pm 15^\circ\text{C}$
 Trip Current @212°F (100°C) 3.8 to 4.8 Amps
 @77°F (25°C) 16.5 Amps @ 13 sec. max.

P.T.C. Starting Device†

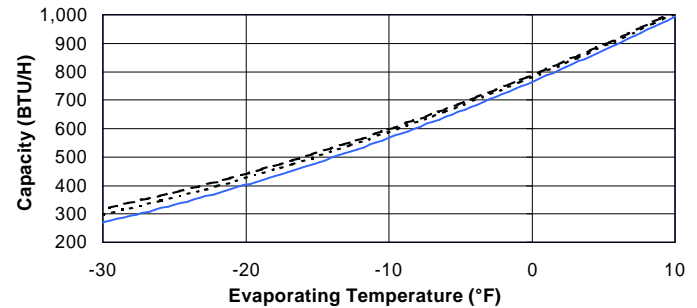
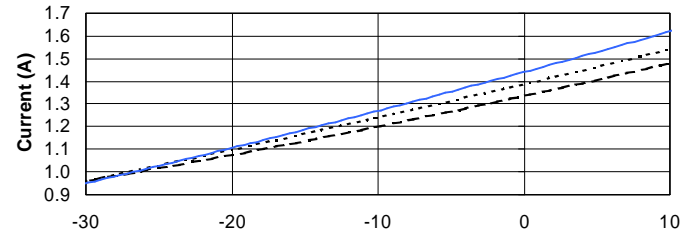
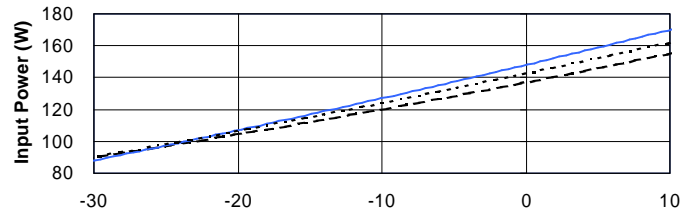
Nominal Operating Characteristics

Model Name	PTH490D-AS4R7	PTH7M4R7MD2	
Manufacturer	Murata Mfg.	Murata Mfg.	
Base resistance			
@ 77°F(25°C) $\pm 20\%$	4.7	4.7	Ohms
Power Consumption (max)	3.3	3.0	Watts
Operation time	1.3 to 3.0	0.7 to 2.2	seconds
Recovery time (max)	65	70	seconds

Run Capacitor 12 μF 180 V (min.)

†Although these accessories are listed by UL/CSA for use with this compressor, Matsushita assumes no responsibility whatsoever for these or any other components sourced by the refrigeration system manufacturer from third parties.

Performance Curves



9 - Point Data

Condensing Temp.	Rating	Evaporating Temp.		
		-30°F	-10°F	+10°F
130°F	Btu/h	270	567	994
	Watts	88	127	170
	Amps	0.95	1.27	1.62
	E.E.R.	3.07	4.46	5.85
120°F	Btu/h	297	587	1,004
	Watts	90	124	162
	Amps	0.96	1.24	1.54
	E.E.R.	3.30	4.73	6.20
110°F	Btu/h	318	597	1,011
	Watts	90	120	155
	Amps	0.96	1.20	1.48
	E.E.R.	3.53	4.98	6.52



Panasonic Industrial Company
Refrigeration Products Department
 Tel: 201 - 392 - 4249
 Fax: 201 - 392 - 4315

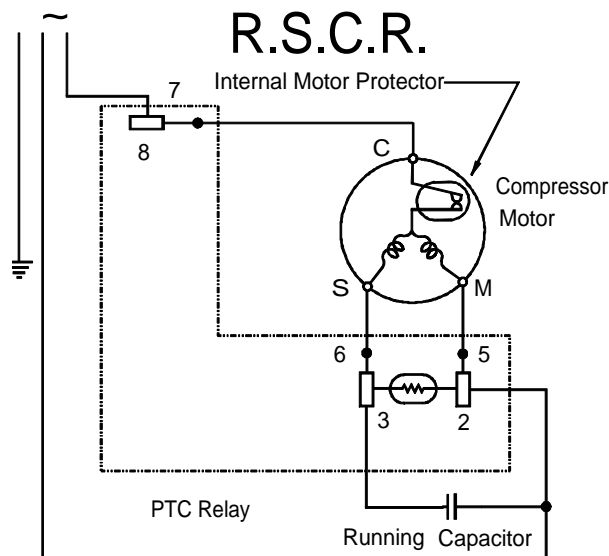
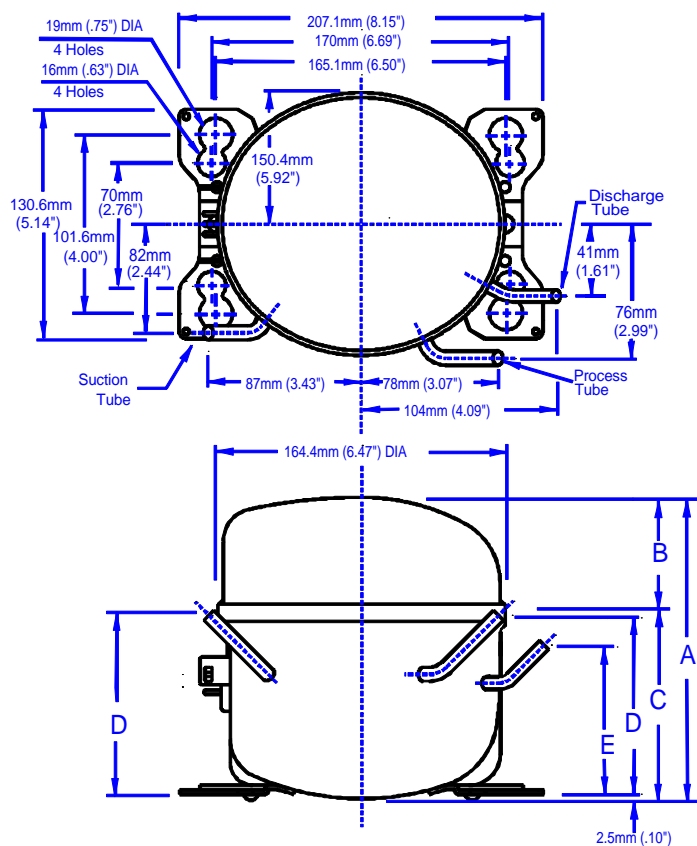
Rev#1-5/9

MATSUSHITA Compressor

MODEL# SD51C10JAU6

Single Phase
R-134a

115 V
60 Hz



Dimensions*

	mm	inches
A	172.1	6.78
B	60.9	2.40
C	111.2	4.38
D	102.0	4.02
E	85.0	3.35

* All dimensions are for reference only

This document sets forth certain operational parameters and conditions for operation of this product. If this product is operated outside of the parameters and conditions stated herein, buyer assumes sole and full responsibility and shall indemnify seller with respect to all product failures and all consequences thereof. Operation of the product outside of the parameters and conditions specified herein shall serve to invalidate all seller warranties, if any, with respect to the product. This document is for reference only. For specifications, please contact Panasonic's engineering department.

Tubes	Tube O.D.	Wall	Material
Suction	0.33 in. / 8.3 mm	0.035 in. / 0.9 mm	Copper
Process	0.3125 in. / 7.94 mm	0.028 in. / 0.7 mm	Copper
Discharge	0.28 in. / 7.0 mm	0.041 in. / 1.05 mm	Copper

U.L. File # SA 4615

C.S.A. File #'s LR - 36593

General Data	Oil Charge	Net Weight With Oil	Approved Oils	Residual Moisture	Impurities	Displacement
	195 cc ± 5 cc / 11.9 cu.in. ± 0.3 cu.in.	16.3 lbs, 7.4 kg	FREOL α 22, FREOL α 22E	120 mg max.	7 mg max.	5.10 cc. / 0.311 cu. in.

Panasonic®

Panasonic Industrial Company
Refrigeration Products Department
Tel: 201 - 392 - 4249
Fax: 201 - 392 - 4315

Rev#1-5/9