

MATSUSHITA Compressor

MODEL# DA73C12RCU6

Single Phase
R-134a

115 V
60 Hz

Voltage Range 103 Volts to 127 Volts @ 60 Hz
Application Low Back Pressure
Compressor Cooling Static / Fan Cooling

Refrigerant Control . . . Capillary Tube
Evaporator
Temp. Range -31°F to 23°F / -35°C to -5°C

Rated Performance Data

	Cond. Temp I*	Cond. Temp II*
Capacity	881 Btu/h ±7%	973 Btu/h ±7%
E.E.R.	5.34 Btu/Wh ±7%	6.20 Btu/Wh ±7%
Current	1.53 Amps	1.45 Amps

Nominal Motor Data

Motor Input	165 Watts	157 Watts
Rated Current	1.39 Amps	
Type	RSCR, PTC relay	

Locked Rotor	12.6 Amps
Start Current	18.3 Amps
Coil Resistances	Run . . . 3.26 Ohms
@ 68°F (20°C)	Start . . . 5.29 Ohms

*Test Conditions for Performance Specifications

Test Oil	ISO VG 10
Shell Temp	150.0°F / 65.0°C
Condensing Temp	(I) 130.0°F / 54.4°C
	(II) 105.0°F / 40.6°C
Evaporating Temp	-10.0°F / -23.3°C
Ambient Temp	90.0°F / 32.2°C
Gas Superheat	90.0°F / 32.2°C
Liquid Sub-Cooling	90.0°F / 32.2°C

Electrical Accessories†

Overload Protector
Nominal Operating Characteristics

Model Name	4TM419MFBYY
Manufacturer	Texas Instruments
Temperature To	Open: 239°F ± 9°F / 115°C ± 5°C
	Close: 142°F ± 16°F / 61°C ± 9°C
Trip Current	@ 158°F (70°C) 3.4 Amps ± 7.5%
	@ 77°F (25°C) 13.7 Amps @ 18 sec. max.

P.T.C. Starting Device

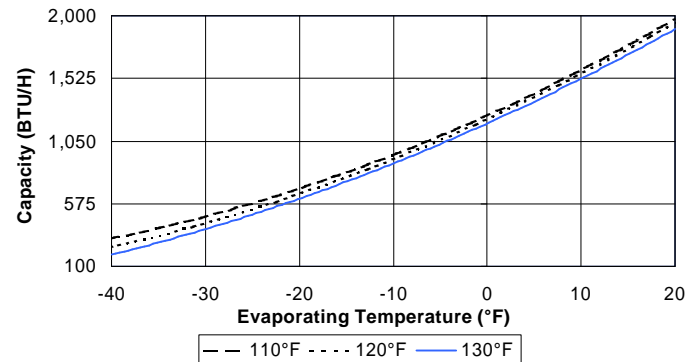
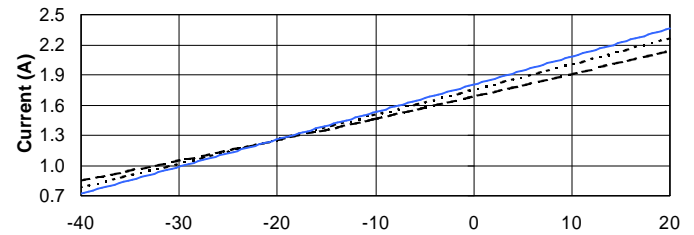
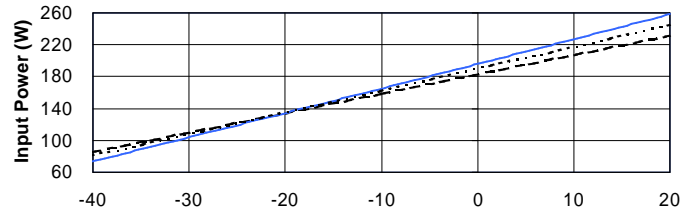
Nominal Operating Characteristics

Model Name	PTH490D-AS100	PTH7M100MD2	
Manufacturer	Murata Mfg.	Murata Mfg.	
Base resistance			
@ 77°F(25°C) ±20%	10	10	Ohms
Power Consumption (max)	2.8	2.8	Watts
Operation time	0.45 to 1.35	0.45 to 1.35	seconds
Recovery time (max)	55	50	seconds

Run Capacitor 12 µF 180 V (min.)

†Although these accessories are listed by UL/CSA for use with this compressor, Matsushita assumes no responsibility whatsoever for these or any other components sourced by the refrigeration system manufacturer from third parties.

Performance Curves

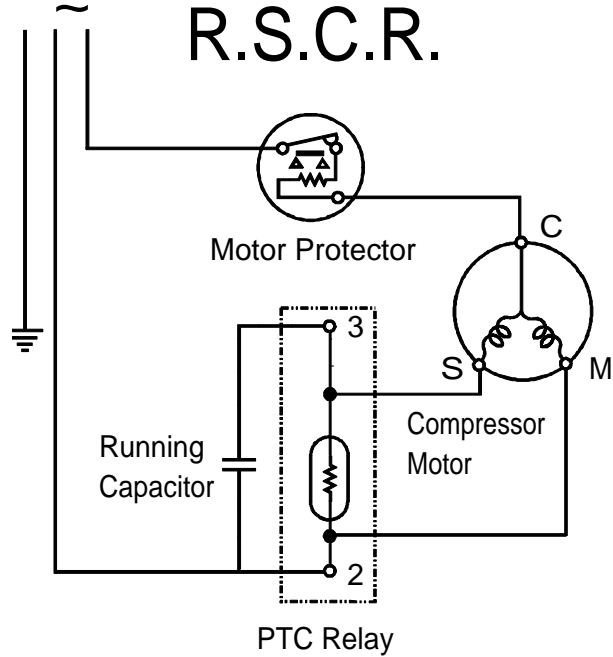
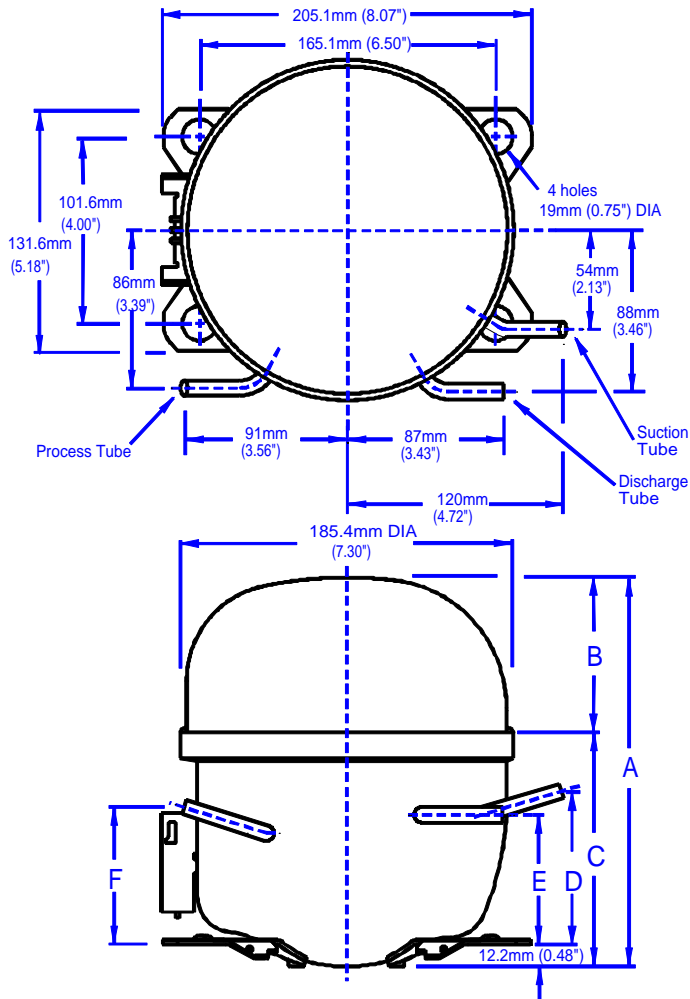


9 - Point Data

		Evaporating Temp.		
Condensing Temp.	Rating	-30°F	-10°F	+10°F
130°F	Btu/h	383	881	1,524
	Watts	104	165	227
	Amps	0.99	1.53	2.08
	E.E.R.	3.68	5.34	6.71
120°F	Btu/h	426	911	1,560
	Watts	108	162	217
	Amps	1.02	1.50	2.00
	E.E.R.	3.95	5.62	7.17
110°F	Btu/h	478	944	1,587
	Watts	110	158	207
	Amps	1.05	1.46	1.91
	E.E.R.	4.36	5.96	7.67



Panasonic Industrial Company
Refrigeration Products Department
Tel: 201 - 392 - 4249
Fax: 201 - 392 - 4315



Dimensions*

	mm	inches
A	211.8	8.34
B	84.2	3.31
C	127.6	5.02
D	83.9	3.30
E	70.4	2.77
F	75.2	2.96

* All dimensions are for reference only

This document sets forth certain operational parameters and conditions for operation of this product. If this product is operated outside of the parameters and conditions stated herein, buyer assumes sole and full responsibility and shall indemnify seller with respect to all product failures and all consequences thereof. Operation of the product outside of the parameters and conditions specified herein shall serve to invalidate all seller warranties, if any, with respect to the product. This document is for reference only. For specifications, please contact Panasonic's engineering department.

Tubes	Tube O.D.	Wall	Material
Suction	0.33 in. / 8.3 mm	0.035 in. / 0.9 mm	Copper
Process	0.33 in. / 8.3 mm	0.035 in. / 0.9 mm	Copper
Discharge	0.33 in. / 8.3 mm	0.035 in. / 0.9 mm	Copper

U.L. File # SA 4615
C.S.A. File #'s LR - 36593

General Data Oil Charge . . 250 cc ± 5 cc / 15.3 cu.in. ± 0.3 cu.in.
Net Weight With Oil 22.0 lbs, 10.0 kg
Approved Oils:
FREOL . . α 10, α 10E, α 15, α 15E, α 22, α 22E
ICI RL10H, RL15H, RL22H
HENKEL ProEco 10S, 15S, 22S
Residual Moisture 120 mg max.
Impurities 10 mg max.
Displacement 7.27 cc. / 0.444 cu. in.