



**NET101RK  
19-Inch PelcoNet™  
Rack Mount Kit**

**Installation/  
Operation Manual**

**C1978M (11/01)**

## IMPORTANT SAFEGUARDS AND WARNINGS

Prior to installation and use of this product, the following WARNINGS should be observed.

1. Installation and servicing should only be done by qualified service personnel and conform to all local codes.
2. Only use replacement parts recommended by Pelco.
3. After replacement/repair of this unit's electrical components, conduct a resistance measurement between line and exposed parts to verify the exposed parts have not been connected to line circuitry.

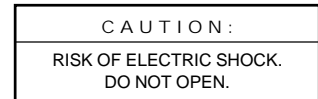
The product and/or manual may bear the following marks:



This symbol indicates that dangerous voltage constituting a risk of electric shock is present within this unit.



This symbol indicates that there are important operating and maintenance instructions in the literature accompanying this unit.



Please thoroughly familiarize yourself with the information in this manual prior to installation and operation.

## REGULATORY NOTICES

This equipment has been tested and found to comply with the limits of a Class B digital device, pursuant to part 15 of the FCC rules. These limits are designed to provide reasonable protection against harmful interference in a residential installation. This equipment generates, uses, and can radiate radio frequency energy and, if not installed and used in accordance with the instructions, may cause harmful interference to radio communications. However there is no guarantee that the interference will not occur in a particular installation. If this equipment does cause harmful interference to radio or television reception, which can be determined by turning the equipment off and on, the user is encouraged to try and correct the interference by one or more of the following measures:

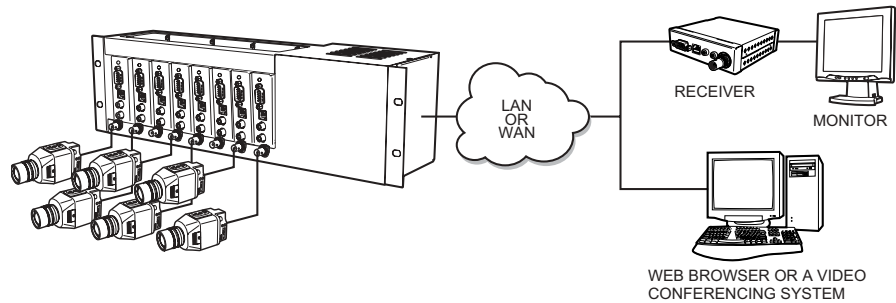
- Reorient or relocate the receiving antenna.
- Increase the separation between the equipment and the receiver.
- Connect the equipment into an outlet on a circuit different from that to which the receiver is connected.
- Consult the dealer or an experienced radio/TV technician for help.

## DESCRIPTION

The NET101RK lets you mount several PelcoNet™ systems in one location. The 19-inch rack mount kit has the following features:

- Installation of up to eight PelcoNet systems
- Simple integration of PelcoNet systems into existing 19-inch racks
- Central plug-in power supply for all PelcoNet systems
- Installation of PelcoNet transmitters and receivers in one rack mount kit

## APPLICATIONS

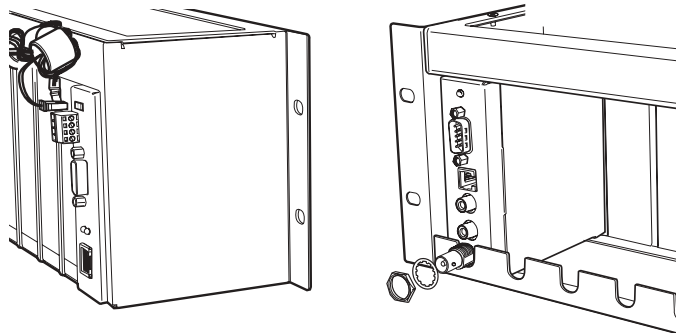


**Figure 1.** PelcoNet Applications

## INSTALLATION

The NET101RK contains the following parts:

- Mounting kit for 19-inch rack
- Power cord



**Figure 2.** Connecting Electrical Power and Securing PelcoNet

1. Remove the feet from the PelcoNet unit.
2. Remove the nut and lock washer from the BNC connector on the PelcoNet unit.
3. Slide the PelcoNet unit through a bay at the back of the NET101RK. The PelcoNet's BNC connector should rest in the rounded cutout on the front of the NET101RK.
4. Refer to Figure 2. Plug the small electrical connector on the NET101RK into the top receptacle marked "Power" on the back of the PelcoNet unit.
5. Refer to Figure 2. Slip the lock washer removed in step 2 onto the BNC connector. Install the nut on the BNC connector and tighten.
6. Repeat steps 1-5 for each PelcoNet unit to be installed.

7. Install the NET101RK in the rack and attach using appropriate hardware (not included).
8. Make all other hookups to the PelcoNet units. (Refer to the PelcoNet Installation/Operation manual for hookup instructions.)
9. Insert the included power cord into the back of the NET101RK. Plug the power cord into an electrical outlet to apply power.

## SPECIFICATIONS

Power Supply	
USA:	90-132 VAC, 57-63 Hz
Europe:	180-264 VAC, 47-53 Hz
Power Consumption:	60W
Operating Temperature:	41-104°F (5-40°C) ambient temperature
Operating Humidity:	20-80% atmospheric humidity (non-condensing)
Housing Dimensions:	18.8 (L) x 4.9 (D) x 5.2 (H) inches (47.8 x 12.5 x 13.3 cm)
Weight:	Approximately 6.6 pounds (3 kg)
Standards:	EN 55022, EN 55024, EN 60950

*(Design and product specifications subject to change without notice.)*

### PRODUCT WARRANTY AND RETURN INFORMATION

#### WARRANTY

Pelco will repair or replace, without charge, any merchandise proved defective in material or workmanship **for a period of one year** after the date of shipment.

Exceptions to this warranty are as noted below:

- Five years on FT/FR8000 Series fiber optic products.
- Three years on Genex® Series products (multiplexers, server, and keyboard).
- Three years on Camclosure® and fixed camera models, except the CC3701H-2, CC3701H-2X, CC3751H-2, CC3651H-2X, MC3651H-2, and MC3651H-2X camera models, which have a five-year warranty.
- Two years on standard motorized or fixed focal length lenses.
- Two years on Legacy®, CM6700/CM6800/CM9700 Series matrix, and DF5/DF8 Series fixed dome products.
- Two years on Spectra®, Esprit®, ExSite™, and PS20 scanners, including when used in continuous motion applications.
- Two years on Esprit® and WW5700 Series window wiper (excluding wiper blades).
- Eighteen months on DX Series digital video recorders, NVR300 Series network video recorders, and Endura™ Series distributed network-based video products.
- One year (except video heads) on video cassette recorders (VCRs). Video heads will be covered for a period of six months.
- Six months on all pan and tilts, scanners or preset lenses used in continuous motion applications (that is, preset scan, tour and auto scan modes).

Pelco will warrant all replacement parts and repairs for 90 days from the date of Pelco shipment. All goods requiring warranty repair shall be sent freight prepaid to Pelco, Clovis, California. Repairs made necessary by reason of misuse, alteration, normal wear, or accident are not covered under this warranty.

Pelco assumes no risk and shall be subject to no liability for damages or loss resulting from the specific use or application made of the Products. Pelco's liability for any claim, whether based on breach of contract, negligence, infringement of any rights of any party or product liability, relating to the Products shall not exceed the price paid by the Dealer to Pelco for such Products. In no event will Pelco be liable for any special, incidental or consequential damages (including loss of use, loss of profit and claims of third parties) however caused, whether by the negligence of Pelco or otherwise.

The above warranty provides the Dealer with specific legal rights. The Dealer may also have additional rights, which are subject to variation from state to state.

If a warranty repair is required, the Dealer must contact Pelco at (800) 289-9100 or (559) 292-1981 to obtain a Repair Authorization number (RA), and provide the following information:

1. Model and serial number
2. Date of shipment, P.O. number, Sales Order number, or Pelco invoice number
3. Details of the defect or problem

If there is a dispute regarding the warranty of a product which does not fall under the warranty conditions stated above, please include a written explanation with the product when returned.

Method of return shipment shall be the same or equal to the method by which the item was received by Pelco.

#### RETURNS

In order to expedite parts returned to the factory for repair or credit, please call the factory at (800) 289-9100 or (559) 292-1981 to obtain an authorization number (CA number if returned for credit, and RA number if returned for repair).

All merchandise returned for credit may be subject to a 20% restocking and refurbishing charge.

Goods returned for repair or credit should be clearly identified with the assigned CA or RA number and freight should be prepaid. Ship to the appropriate address below.

*If you are located within the continental U.S., Alaska, Hawaii or Puerto Rico, send goods to:*

Service Department  
Pelco  
3500 Pelco Way  
Clovis, CA 93612-5699

*If you are located outside the continental U.S., Alaska, Hawaii or Puerto Rico and are instructed to return goods to the USA, you may do one of the following:*

If the goods are to be sent by a COURIER SERVICE, send the goods to:

Pelco  
3500 Pelco Way  
Clovis, CA 93612-5699 USA

If the goods are to be sent by a FREIGHT FORWARDER, send the goods to:

Pelco c/o Expeditors  
473 Eccles Avenue  
South San Francisco, CA 94080 USA  
Phone: 650-737-1700  
Fax: 650-737-0933

### REVISION HISTORY

Manual #	Date	Comments
C1978M	11/01	Original version.

Pelco, the Pelco logo, Camclosure, Esprit, Genex, Legacy, and Spectra are registered trademarks of Pelco. Endura and ExSite are trademarks of Pelco.

©Copyright 2001, Pelco  
All rights reserved.