





How to Use and Enjoy Your Coleman®

## All-In-One Portable Sink CPX™ 6



The Coleman Company, Inc. • 3600 North Hydraulic • Wichita, KS 67219 U.S.A.  
1-800-835-3278 • TDD: 1-316-832-8707

© 2010 The Coleman Company, Inc. All rights reserved.

Coleman®,  and  are registered trademarks and CPX™ is a trademark of The Coleman Company, Inc.

[www.coleman.com](http://www.coleman.com)

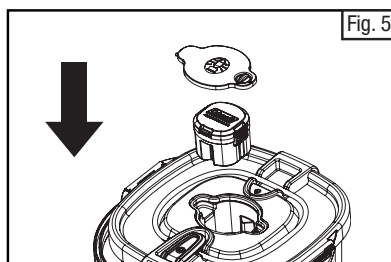
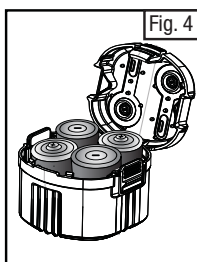
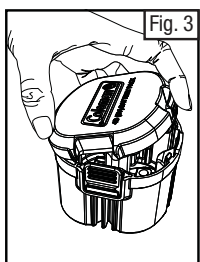
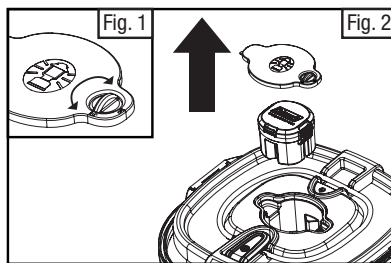
4010011863 (ECN20016255-02)

Carefully read all instructions before use and save for future reference.

## TO INSTALL OR REPLACE BATTERIES

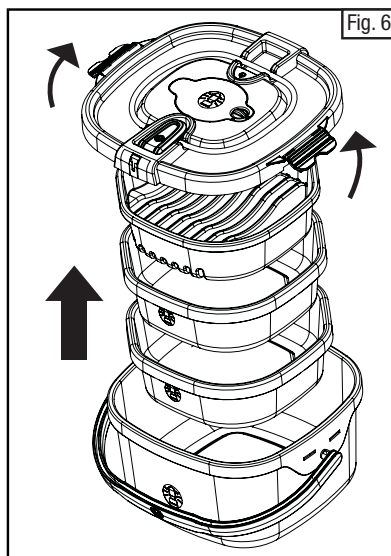
For longest life use alkaline batteries.

1. Turn lock knob to the "■" position to open battery lid in the center of main lid. Press two release tabs to remove 4D battery pack. (Fig. 1 & Fig. 2)
2. Press snap feature to open the 4D battery pack top cover. (Fig. 3)
3. Install 4 batteries in the correct orientation as shown on the battery housing. Always be careful that all 4 batteries are installed correctly. (Fig. 4)
4. Close top cover and install 4D battery pack properly into the main lid. Place battery lid back and turn lock knob to the "■" position to close. (Fig. 5)



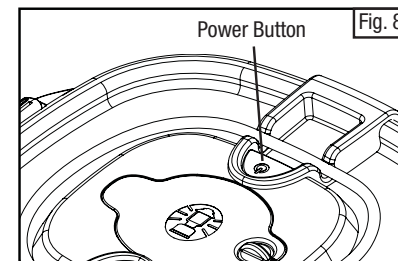
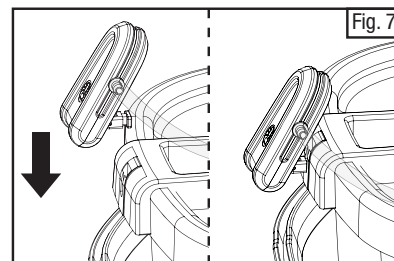
## TO USE SINK

1. Lift up lock tabs on both sides of the main lid to open lid. (Fig. 6)
2. Remove drying rack and two smaller basins. (Fig. 6)
3. Use large basin as water container.
4. Replace the main lid and lock it in position prior to use.



## TO OPERATE PUMP

1. Place sprayer downward into "T" slot on the front side of the main lid for hands-free use. (Fig. 7)
2. Press power button to operate pump on main lid. (Fig. 8)



## THINGS YOU SHOULD KNOW

1. Operating time for this product depends on whether it is run continuously or intermittently. Intermittent operation extends the run time of a set of batteries.
2. Do not leave discharged batteries in the battery pack for an extended period of time as this could permanently damage the battery pack.
3. All parts are dishwasher safe and acceptable for hot or cold water use; except for lid and battery pack.
4. Do not submerge lid or battery pack in fluids.
5. Not for use with water above 140 °F (60 °C).
6. Clean before first use, before and after storage.
7. Clean with water and mild detergent.
8. Not intended for drinking purposes.

## HELPFUL HINTS

Coleman supports minimal impact to the environment while camping. Please dispose of your gray water responsibly. Wash yourself or dishes 200 feet away from streams or lakes to avoid soap run-off finding its way to a natural water source. Contact your campground or park to learn about their specific gray water disposal policy.

## PARTS LIST

- 1 5010000712  
4D (6V) Battery Pack

