

**OVER 12 months**


**06034**

**PLAYSKOOL®**

# **Fun Shakin'™ Phone**

**Thank you for choosing this PLAYSKOOL product!**

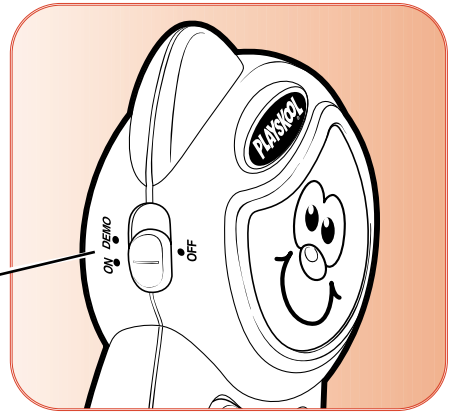
**Includes 3 x 1.5V "AA"/R6 batteries. Alkaline batteries recommended. Phillips/cross head screwdriver (not included) required for battery installation.**



## TO PLAY

PLEASE NOTE: THE TOY IS SHIPPED IN "DEMO" MODE. MOVE SWITCH TO "ON" FOR FULL USE AT HOME.

SWITCH



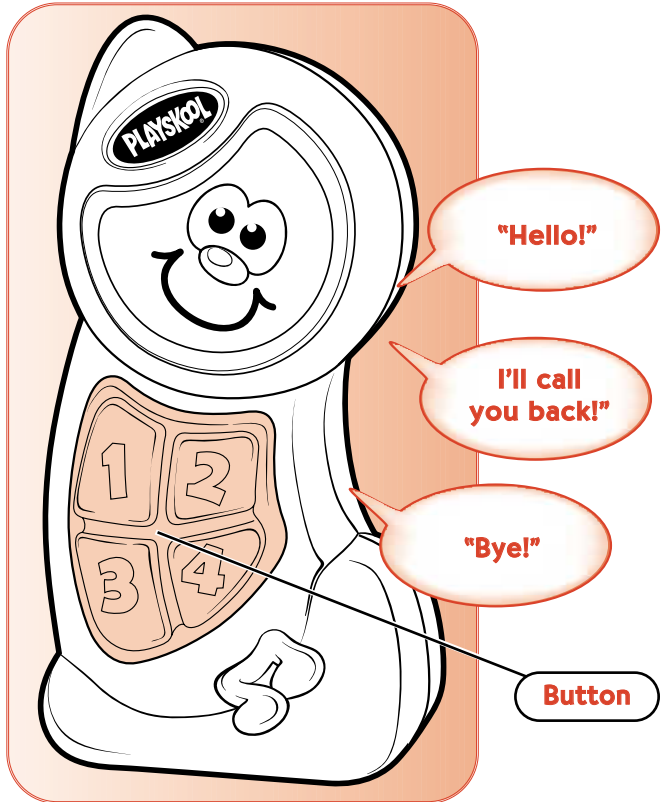
This pretend cell phone for toddler bounces, shakes and features fun speech and sound effects! Press the button to set the fun in motion!

"Hello!"

I'll call you back!"

"Bye!"

Button

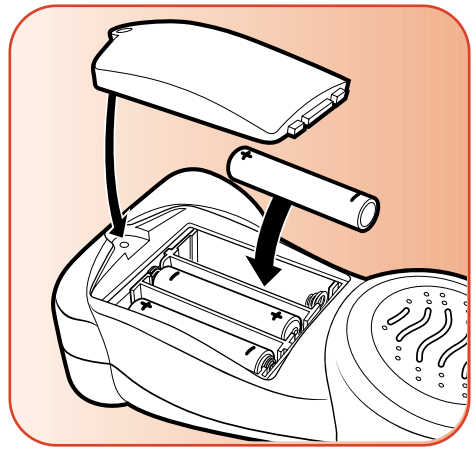


### Note:

- After a brief period of inactivity, the toy will ring to prompt toddler to play, then automatically shut off.
- When storing toy, turn the ON/OFF switch to OFF to prevent accidental activation.

## TO INSTALL BATTERIES

Using a Phillips/cross head screwdriver, loosen screw in battery cover (screw will remain attached to cover). Remove and discard old batteries. Insert 3 x 1.5V "AA"/LR6 alkaline batteries into battery compartment. Replace cover and retighten screw.



### ⚠ CAUTION: TO AVOID BATTERY LEAKAGE

- 1) Be sure to insert the batteries correctly and always follow the toy and battery manufacturers' instructions;
- 2) Do not mix old and new batteries or alkaline, standard (carbon-zinc) or rechargeable (nickel-cadmium) batteries;
- 3) Always remove weak or dead batteries from the product.

### IMPORTANT: BATTERY INFORMATION

Please retain this information for future reference.

Batteries should be replaced by an adult.

### ⚠ CAUTION:

1. Always follow the instructions carefully. Use only batteries specified and be sure to insert them correctly by matching the + and - polarity markings.
2. Do not mix old batteries and new batteries or standard (carbon-zinc) with alkaline batteries.
3. Remove exhausted or dead batteries from the product.
4. Remove batteries if product is not to be played with for a long time.
5. Do not short circuit the supply terminals.
6. Should this product cause, or be affected by, local electrical interference, move it away from other electrical equipment. Reset (switching off and back on again or removing and re-inserting batteries) if necessary.
7. RECHARGEABLE BATTERIES: Do not mix these with any other types of battery. Always remove from the product before recharging. Recharge batteries under adult supervision. DO NOT RECHARGE OTHER TYPES OF BATTERIES.

## FCC STATEMENT

This equipment has been tested and found to comply with the limits for a Class B digital device, pursuant to part 15 of the FCC Rules. These limits are designed to provide reasonable protection against harmful interference in a residential installation. This equipment generates, uses and can radiate radio frequency energy, and, if not installed and used in accordance with the instructions, may cause harmful interference to radio communications. However, there is no guarantee that interference will not occur in a particular installation. If this equipment does cause harmful interference to radio or television reception, which can be determined by turning the equipment off and on, the user is encouraged to try to correct the interference by one or more of the following measures:

- Reorient or relocate the receiving antenna.
- Increase the separation between the equipment and the receiver.
- Consult the dealer or an experienced radio/TV technician for help.

