

Fisher-Price®

J8234  
K4075

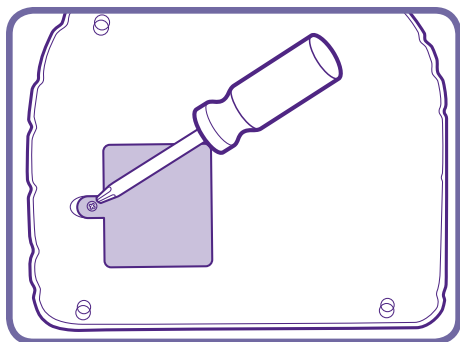
# Quizard™

the Learning Wizard



[www.fisher-price.com](http://www.fisher-price.com)

# Battery Replacement



**For best performance, we recommend replacing the batteries that came with this toy with three, new "AA" (LR6) alkaline batteries.**

- Locate the battery compartment on the bottom of the toy.
- Loosen the screw in the battery compartment door with a Phillips screwdriver. Remove the battery compartment door. Remove the worn batteries and throw them away.
- Insert three "AA" (LR6) **alkaline** batteries, as indicated inside the battery compartment.

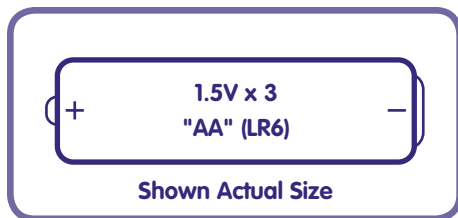
**Hint:** We recommend using **alkaline** batteries for longer battery life.

- Replace the battery compartment door and tighten the screw with a Phillips screwdriver. Do not over-tighten.
- When sounds or the lights become faint or stop or the "crystal ball" stops working, it's time for an adult to change the batteries!



- Protect the environment by not disposing of this product with household waste (2002/96/EC). Check your local authority for recycling advice and facilities (Europe only).

# Battery Safety Information



In exceptional circumstances, batteries may leak fluids that can cause a chemical burn injury or ruin your product. To avoid battery leakage:

- Do not mix old and new batteries or batteries of different types: alkaline, standard (carbon-zinc) or rechargeable (nickel-cadmium).
- Insert batteries as indicated inside the battery compartment.
- Remove batteries during long periods of non-use. Always remove exhausted batteries from the product. Dispose of batteries safely. Do not dispose of this product in a fire. The batteries inside may explode or leak.
- Never short-circuit the battery terminals.
- Use only batteries of the same or equivalent type, as recommended.
- Do not charge non-rechargeable batteries.
- Remove rechargeable batteries from the product before charging.
- If removable, rechargeable batteries are used, they are only to be charged under adult supervision.

# Before First-Time Use

# Care



## CAUTION

Please keep small parts such as plastic tabs out of children's reach. Throw the plastic tab away.

- Wipe this toy with a clean cloth dampened with a mild soap and water solution. Do not immerse this product.
- Keep water, sand and dirt off this product.
- This toy has no consumer serviceable parts. Please do not take this toy apart.

**Note:** A plastic tab is attached to the toy for in-store demonstration purposes. While the tab may have already been removed, check the toy to be sure. Open the fasteners on the back of the toy. Pull and remove the plastic tab from the toy. Throw the plastic tab away.

# 3 Super-Fun Ways

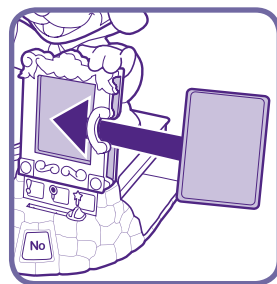


## ! Fact



- Slide the mode switch to Fact.
- Slide any card into the "magic mirror" to learn facts about the card. **The giraffe is standing on four legs!**
- Quizard asks if you want to learn more facts. If you do, press yes. If you don't, remove the card and try another one.

**Hint:** When no cards are inserted, press the "yes" or "no" button to learn facts and letters.



# to Play and Learn!

## Find

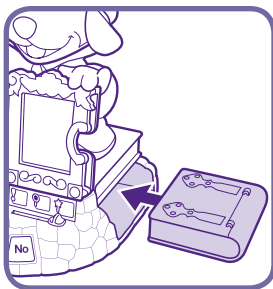


### With demo cards (included)

- Slide the mode switch to Find.
- Quizard asks you to find a card. **Find the wild animal that begins with "z".**
- Slide the correct card into the "magic mirror" to learn a cool fact.
- If you are not sure, press the hint ? button at any time and the "magic mirror" will give you a hint.
- If you guess wrong, Quizard asks you to try again and the "magic mirror" gives a hint.

### Using Card Pack Cards (sold separately)

- If you are using cards from a card pack (sold separately), insert the "book" cartridge into the slot in Quizard's base before you begin "Find."
- Quizard asks you to find a card from your card pack.
- Be sure to use the "book" cartridge that matches the color of your cards.



## Read Your Mind



### With demo cards (included)

- Slide the mode switch to Read Your Mind.
- Quizard asks you to pick any card.
- Push Quizard's hat down over his eyes so he can't see. **Pick a wild animal card, any wild animal card!**
- Quizard asks questions about the card you chose. **Does your wild animal have stripes?**
- Press the "yes" button if the answer is yes. Press the "no" button if the answer is no.
- If you're not sure of the answer, press the hint ? button. The "magic mirror" asks you to put your card into the mirror. He'll give you a hint so you can answer. Remove the card from the "mirror."
- Lift up Quizard's hat so he can see if he was right. Try another card.

### Using Card Pack Cards (sold separately)

- If you are using cards from a card pack (sold separately), insert the "book" cartridge into the slot in Quizard's base before you begin "Read Your Mind."
- Quizard tries to guess a card you've chosen from your card pack.
- Be sure to use the "book" cartridge that matches the color of your cards.

# Consumer Information

# FCC Statement United States Only

- Please keep this instruction sheet for future reference, as it contains important information.
- Requires three "AA" batteries (included).
- Adult assembly is required for battery replacement.
- Tool needed for battery replacement: Phillips screwdriver (not included).

**Visit us on-line at  
[www.service.fisher-price.com](http://www.service.fisher-price.com).**

Call our Consumer Relations Department, toll-free at 1-800-432-5437, 9 AM - 7 PM EST Monday through Friday and 11 AM - 7 PM EST Saturday.

Hearing-impaired consumers using TTY/TD equipment, please call 1-800-382-7470.

Write to us at:

Fisher-Price® Consumer Relations  
636 Girard Avenue  
East Aurora, New York 14052

#### **For countries outside the United States:**

**CANADA: Questions? 1-800-432-5437.** Mattel Canada Inc., 6155 Freemont Blvd., Mississauga, Ontario L5R 3W2; [www.service.mattel.com](http://www.service.mattel.com).

**GREAT BRITAIN:** [Mattel UK Ltd, Vanwall Business Park, Maidenhead SL6 4UB](http://MattelUKLtd.VanwallBusinessPark.MaidenheadSL64UB). Helpline: 01628 500303; [www.service.mattel.com/uk](http://www.service.mattel.com/uk)

**AUSTRALIA:** Mattel Australia Pty. Ltd., 658 Church Street, Locked Bag #870, Richmond, Victoria 3121 Australia. Consumer Advisory Service 1300 135 312.

**NEW ZEALAND:** 16-18 William Pickering Drive, Albany 1331, Auckland.

**ASIA:** Mattel East Asia Ltd, Room 1106, South Tower, World Finance Centre, Harbour City, Tsimshatsui, HK, China.

This equipment has been tested and found to comply with the limits for a Class B digital device, pursuant to Part 15 of the FCC Rules. These limits are designed to provide reasonable protection against harmful interference in a residential installation. This equipment generates, uses and can radiate radio frequency energy and, if not installed and used in accordance with the instructions, may cause harmful interference to radio communications. However, there is no guarantee that interference will not occur in a particular installation. If this equipment does cause harmful interference to radio or television reception, which can be determined by turning the equipment off and on, the user is encouraged to try to correct the interference by one or more of the following measures:

- Reorient or relocate the receiving antenna.
- Increase the separation between the equipment and receiver.
- Consult the dealer or an experienced radio/TV technician for help.

**Note:** Changes or modifications not expressly approved by the manufacturer responsible for compliance could void the user's authority to operate the equipment.