

**Fisher-Price®**

**N1393**



Please keep this instruction sheet for future reference,  
as it contains important information.

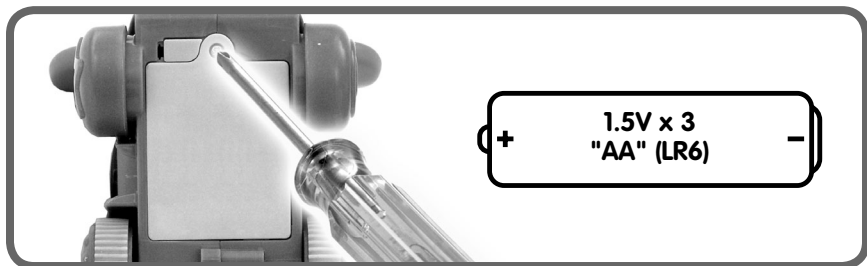
Requires three "AA" batteries (included).

Adult assembly is required for battery replacement.

Tool required for battery replacement:  
Phillips screwdriver (not included).

[www.fisher-price.com](http://www.fisher-price.com)

# Battery Replacement



**For best performance, we recommend replacing the batteries that came with this toy with three, new "AA" (LR6) alkaline batteries.**

- Locate the battery compartment on the bottom of the toy.
- Loosen the screw in the battery compartment door with a Phillips screwdriver. Remove the battery compartment door.
- Insert three "AA" (LR6) **alkaline** batteries.

**Hint:** We recommend using **alkaline** batteries for longer battery life.

- Replace the battery compartment door and tighten the screw with a Phillips screw-driver. Do not over-tighten.
- If the toy begins to operate erratically, you may need to reset the electronics. Slide the power/volume switch on the side of the toy off and then back on.
- When sounds become faint or stop, it's time for an adult to change the batteries!



- Protect the environment by not disposing of this product with household waste (2002/96/EC). Check your local authority for recycling advice and facilities (Europe only).


## Battery Safety Information




In exceptional circumstances, batteries may leak fluids that can cause a chemical burn injury or ruin your product. To avoid battery leakage:

- Do not mix old and new batteries or batteries of different types: alkaline, standard (carbon-zinc) or rechargeable (nickel-cadmium).
- Insert batteries as indicated inside the battery compartment.
- Remove batteries during long periods of non-use. Always remove exhausted batteries from the product. Dispose of batteries safely. Do not dispose of this product in a fire. The batteries inside may explode or leak.
- Never short-circuit the battery terminals.
- Use only batteries of the same or equivalent type, as recommended.
  - Do not charge non-rechargeable batteries.
  - Remove rechargeable batteries from the product before charging.
  - If removable, rechargeable batteries are used, they are only to be charged under adult supervision.




# A Parade of Fun!



- Press to hook up the giraffe, zebra and/or rhinoceros to the elephant!
- Locate the power/volume switch on the side of the toy.
- Slide the switch to on with low volume , or on with high volume .
- Slide the switch to off  position when the toy is not in use.
- Press the bird to start the animal parade and hear fun sounds and music!

**Hint:** This toy works best on a smooth flat surface. It is not recommended for use on carpet.



# Consumer Information



**CONSUMER ASSISTANCE**  
Call toll free: 1-800-432-5437 (US & Canada only)  
M-F 9AM to 7PM / SAT 11AM to 5PM (EST)

**service.fisher-price.com**

---

Write to us at: Fisher-Price® Consumer Relations,  
636 Girard Avenue, East Aurora, New York 14052.

Hearing-impaired consumers using TTY/TDD equipment,  
please call 1-800-382-7470.

---

For countries outside the United States:

Canada: Mattel Canada Inc., 6155 Freemont Blvd.,  
Mississauga, Ontario L5R 3W2; [www.service.mattel.com](http://www.service.mattel.com).

Great Britain: Mattel UK Ltd, Varwall Business Park,  
Maidenhead SL6 4UB, Helpline: 01628 500303,  
[www.service.mattel.com/uk](http://www.service.mattel.com/uk)

Australia: Mattel Australia Pty. Ltd., 658 Church Street,  
Locked Bag #870, Richmond, Victoria 3121 Australia.  
Consumer Advisory Service 1300 135 312.

New Zealand: 16-18 William Pickering Drive,  
Albany 1331, Auckland.

Asia: Mattel East Asia Ltd, Room 1106, South Tower,  
World Finance Centre, Harbour City, Tsimshatsui, HK, China.

## Care

- Wipe the toy or animals with a clean cloth dampened with a mild soap and water solution. Do not immerse this toy.
- This toy has no consumer serviceable parts. Do not take this toy apart.

## FCC Statement (United States Only)

This equipment has been tested and found to comply with the limits for a Class B digital device, pursuant to Part 15 of the FCC Rules. These limits are designed to provide reasonable protection against harmful interference in a residential installation. This equipment generates, uses and can radiate radio frequency energy and, if not installed and used in accordance with the instructions, may cause harmful interference to radio communications. However, there is no guarantee that interference will not occur in a particular installation. If this equipment does cause harmful interference to radio or television reception, which can be determined by turning the equipment off and on, the user is encouraged to try to correct the interference by one or more of the following measures:

- Reorient or relocate the receiving antenna.
- Increase the separation between the equipment and receiver.
- Consult the dealer or an experienced radio/TV technician for help.

Note: Changes or modifications not expressly approved by the manufacturer responsible for compliance could void the user's authority to operate the equipment.

This device complies with Part 15 of the FCC Rules.

Operation is subject to the following two conditions: (1) this device may not cause harmful interference and (2) this device must accept any interference received, including interference that may cause undesired operation.