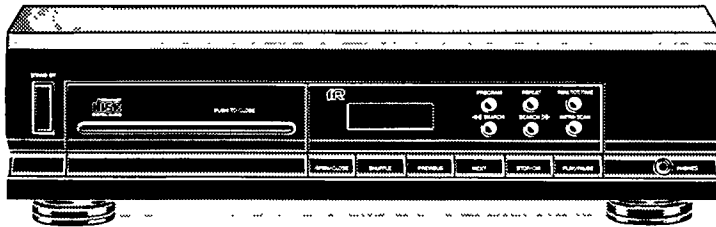




CONSUMER ELECTRONICS

PHILIPS



CD 500 / CD 502

(GB)	Compact Disc Player	5
(F)	Lecteur de Disques Compacts	11
(D)	Compact Disc-Spieler	16
(NL)	Compact Disc-Speler	21
(E)	Reproductor 'Compact Disc'	26
(I)	Lettore di Compact Disc	31
(DK)	Compact Disc-Afspiller	36
(S)	Compact Disc-Spelare	41
(SF)	Compact Disc -Soitin	46

GB English page 5

Illustrations page 3

Guarantee and service page 52-54

I Italiano pagina 31

Illustrazioni pagina 3

Garanzia e servizio pagina 52-54

F Français page 11

Illustrations page 3

Garantie et service après-vente page 52-54

DK Dansk side 36

Figurer side 3

Garanti og service side 52-54

D Deutsch Seite 16

Abbildungen Seite 3

Garantieleistung und Service Seite 52-54

S Svenska sida 41

Figurer sida 3

Garanti och service sida 52-54

NL Nederlands pagina 21

Abbeeldingen pagina 3

Garantie en service pagina 52-54

SF Suomi sivu 46

Kuvat sivu 3

Takuu ja huolto sivu 52-54

E Español página 26

Ilustraciones página 3

Garantía página 52-54

N Norge



Typeskilt finnes bak på apparaten.

Observer: Nettbryteren er sekundert innkopleet. Den innebygde nettdelen er derfor ikke frakopleet nettet så lenge apparat er tilsluttet nettkontakten.

Garanti og service side 52-54

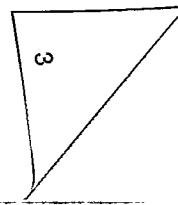
MEX México


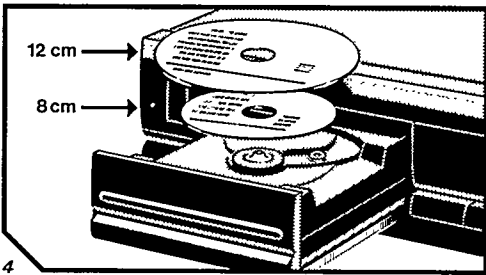
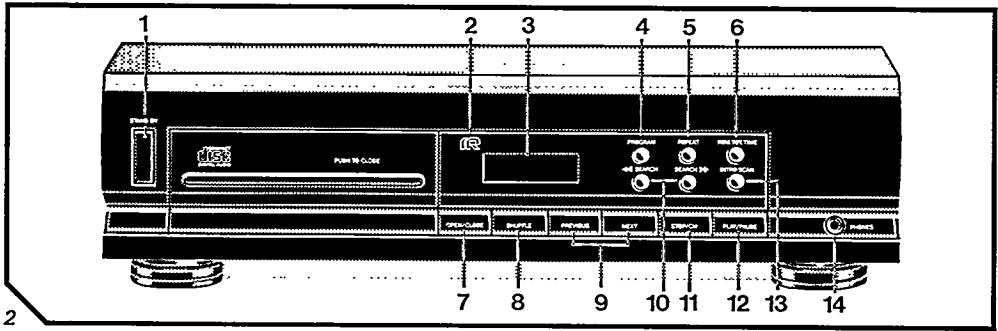
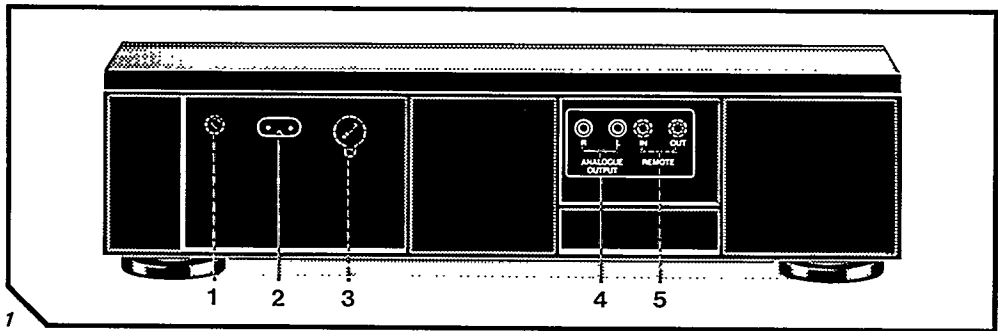
NOM

	PRECAUCION - ADVERTENCIA	
NO ABRIR, RIESGO DE CHOQUE ELECTRICO		
ATENCION		
VERIFIQUE QUE EL VOLTAJE DE ALIMENTACION SEA EL REQUERIDO PARA SU APARATO		
PARA EVITAR EL RIESGO DE CHOQUE ELECTRICO NO quite LA TAPA; EN CASO DE REQUERIR SERVICIO, DIRIJASE AL PERSONAL AUTORIZADO DE PHILIPS.		

NOM

Es necesario que lea cuidadosamente su instructivo de manejo.





**CLASS 1
LASER PRODUCT**

INSTALLATION

POWER SUPPLY SETTING

- Check that the type plate on the rear of your player indicates the correct supply voltage.
- If your mains supply voltage is different, consult your dealer or our Service Organisation.

Certain versions of this player are equipped with a voltage selector (3), which enables you to set the player to the correct mains voltage yourself. When changing the voltage setting, it is also necessary to change the mains fuse to one of the correct rating: 200 mA (slow blow fuse) for 110/127 V and 100 mA (slow blow fuse) for 220/240 V.

CONNECTIONS (Fig. 1)

1 Mains fuse holder (*not all versions*)

See 'Power supply setting'.

2 Mains socket

- Insert the plug of the mains lead (supplied) into the mains socket.
- Connect the other end to your mains supply.
 - The mains supply is now switched on.

3 Voltage selector (*not all versions*)

See 'Power supply setting'.

4 ANALOGUE OUTPUT

For the connecting cable to the amplifier.

- Insert a red plug into the 'R' socket and the other plug into the 'L' socket.
- Insert the two other plugs into the corresponding sockets of the CD or AUX input of your amplifier. You can also use the TUNER or TAPE IN connection, but *never* the PHONO input!

5 REMOTE IN/OUT (*CD 500 only*)

Use this connection for:

- connecting up the equipment when you are incorporating the player in a PHILIPS HiFi system with its own remote control system.
- connecting the remote control receiver EM 2200, available as an accessory.

(Not available in the U.K.)

IMPORTANT! - FITTING A MAINS PLUG (U.K. only)

The wires in the mains lead are coloured in accordance with the following code: Blue - Neutral; Brown - Live. As the colours of the wires may not correspond with the terminal identification in your plug, proceed as follows:

- Connect the brown wire to the terminal marked 'L' or coloured brown or red.
- Connect the blue wire to the terminal marked 'N' or coloured blue or black.

No connection should be made to the earth terminal of the plug!

For 13 A plugs, conforming to BS1363, use a 3 A fuse. For other plugs, use a 5 A or lower fuse in the plug, adaptor or at the distribution board.

OPERATION

FRONT OF PLAYER (Fig. 2)

1 STAND BY

- Switching the player on.
- Switching to STAND BY mode.

2 IR (CD 502 only)

Receives the signal from the remote control.

3 DISPLAY

Informs you about the functioning of the player.

4 PROGRAM

- Storing tracks in a programme.
- Erasing tracks from a programme.
- Checking the programme.

5 REPEAT

Repeating play.

6 REM(AINING) TOT(AL) TIME

Showing the remaining playing time of the CD.

7 OPEN/CLOSE

Opening and closing the CD compartment.

8 SHUFFLE

Playing in random order.

9 PREVIOUS and NEXT

- Returning to the beginning of a track.
- Selecting another track during play.
- Selecting a track to start play with.
- Selecting tracks when compiling a programme. (PREVIOUS from high to low and NEXT from low to high.)

10 ◀ SEARCH and SEARCH ▶

Fast search for a passage; ◀ backwards and ▶ forwards.

11 STOP/CM

- Stopping play.
- Erasing a programme ('CM' = 'Clear Memory').

12 PLAY/PAUSE

- Starting play.
- Interrupting play.

13 INTRO SCAN

Automatically playing the beginning of each track.

14 PHONES (CD 502 only)

Connecting headphones.

REMOTE CONTROL (CD 502 only)

- The life of the batteries of the remote control is around one year; for replacement only use batteries of the type RO3, UM4 or AAA.
- ◀ TRACK = PREVIOUS and TRACK ▶ = NEXT.
- Use the '1-0' digit keys to enter numbers *directly* when:
 - selecting another track;
 - selecting a track to start play with;
 - selecting tracks when compiling a programme.

Two-figure numbers must be entered *within 2 seconds!*

DISPLAY (Fig. 3)

PAUSE

Lights up when play is interrupted.

PROGR(AM)

Lights up when a programme is being stored.

REPEAT

- Lights up when the entire CD or a programme is repeated.
- Flashes up when a track is repeated.

SHUFFLE

Lights up when the tracks on the CD are played in random order.

Err

Lights up if you:

- make an error in operating the player;
- try to start play when the CD is inserted with the printed side facing down or if the CD is damaged.

dISC

Lights up if you try to start play without a CD in the CD compartment.

(((O

Lights up when the player receives a command from the remote control.

PLAY

Lights up when play starts.

OPEN

Lights up when you open the CD compartment.

SCAN

Lights up during scanning, when the beginning of each track is played automatically.

SWITCHING ON AND OFF (STAND BY)

- Press STAND BY to switch the player on.
- Press STAND BY again to switch to STAND BY mode.
- Remove the plug from the wall socket to *fully* switch off the player.

PLAYBACK (PLAY/PAUSE)

- Open the CD compartment by pressing OPEN/CLOSE.
- Insert a CD in the CD compartment, *printed side up* (Fig. 4).
- Press PLAY/PAUSE.
 - The CD compartment closes, *PLAY* lights up for a second and playback starts. You can also close the CD compartment by pressing its front; playback will then start automatically.
 - The track being played and its elapsed playing time are always shown on the display.
- Press REM TOT TIME if you wish to know the remaining playing time of the CD.
- After the last track play stops.
- The display shows the number of tracks and the playing time of the CD.

IMPORTANT!

The lens of the laser (fig. 5) should *never* be touched!

GOING BACK TO THE BEGINNING OF A TRACK (PREVIOUS)

- Press PREVIOUS.
 - The track starts again from the beginning.

SELECTING ANOTHER TRACK DURING PLAY (NEXT and PREVIOUS)

- Press NEXT or PREVIOUS until the desired track number appears on the display.
- The music stops and a moment later the selected track begins to play.

SEARCHING FOR A PASSAGE DURING PLAY (◀ SEARCH and SEARCH ▶)

- Hold ◀ SEARCH down to search backwards.
- Hold SEARCH ▶ down to search forwards.

The searching speed is determined by how long a key is pressed:

- the first 2 seconds fairly slowly, with sound;
- then at maximum speed, with no sound.

If you reach the end of the last track of the CD and release SEARCH ▶, play will resume a few seconds before the end.

STARTING WITH A PARTICULAR TRACK (NEXT, PREVIOUS and PLAY/PAUSE)

- Close the CD compartment by pressing OPEN/CLOSE.
 - The display shows the number of tracks and the playing time of the CD.
- Press NEXT or PREVIOUS until the required track number appears on the display.
- Now press PLAY/PAUSE *within 8 seconds*.
- Play starts from the selected track.

PLAYING IN A RANDOM ORDER (SHUFFLE)

- Press SHUFFLE before or during play.
 - *SHUFFLE* lights up.
 - If the tray was open, it will now close.
 - The tracks are now played in a random order.
- Press SHUFFLE again if you wish to revert to normal play.

If you press PREVIOUS, you will return to a track which has already been played.

If you press NEXT, you are selecting any one of the following tracks.

If you press REPEAT, the tracks will be repeated in a different order each time.

SCANNING A CD (INTRO SCAN)

- Press INTRO SCAN before or during play.
 - *SCAN* lights up.
 - If the tray was open, it will now close.
 - The first 10 seconds of each track are played in turn.
- When the player reaches a track which you wish to hear in full, press INTRO SCAN again.

During scanning NEXT and PREVIOUS can be used.

INTERRUPTING PLAY (PLAY/PAUSE)

- Press PLAY/PAUSE.
 - *PAUSE* lights up.
- Press PLAY/PAUSE again to restart.

REPEATING A CD (REPEAT)

- Press REPEAT before or during play.
 - *REPEAT* lights up and the CD will now be repeated again and again.
- Press REPEAT twice to stop the REPEAT function.

REPEATING A TRACK (REPEAT)

- Press REPEAT twice before or during play.
 - REPEAT starts flashing and the track will now be repeated again and again.
- Press REPEAT again to stop the REPEAT function.

STOPPING PLAY (STOP/CM or OPEN/CLOSE)

- Press STOP/CM if you merely wish to stop.
- Press OPEN/CLOSE if you wish to stop and take out the CD.

You can store 20 tracks from each CD in any required sequence in a programme. If you exceed the maximum of 20 tracks, *FULL* lights up.

STORING A PROGRAMME (NEXT, PREVIOUS and PROGRAM)

- Close the CD compartment by pressing OPEN/CLOSE.
 - The display shows the number of tracks and the playing time of the CD.
- Press NEXT or PREVIOUS until the first track number you wish to programme appears on the display.
- Now press PROGRAM *within 8 seconds*.
 - *PROGR* lights up, followed by a 'P' (for Programme); the number has now been stored in the player's memory.
- Select the other track numbers required and store each track by pressing PROGRAM.

STORING A PROGRAM USING INTRO SCAN

- Press INTRO SCAN before or during play.
 - *SCAN* lights up.
 - If the tray is open, it will now close.
 - The first 10 seconds of each track are played in turn.
- Press PROGRAM at each track you wish to include in the programme.
 - The player immediately starts to play the first 10 seconds of the next track.
- Press PLAY/PAUSE to play the program.

CHECKING THE PROGRAMME (PROGRAM)

- Press PROGRAM before, during or after programmed play.
 - 'r' (for review) lights up and all the track numbers appear in the programmed sequence on the display.

PLAYING THE PROGRAMME (PLAY/PAUSE)

- Press PLAY/PAUSE.
 - *PLAY* lights up for a second and play begins with the first number of the programme.

All keys can be used during programmed play (except SHUFFLE; the programme will then be erased). Searching for a passage is limited to within the track being played.

PROGRAMMING

ERASING A PROGRAMME (STOP/CM or OPEN/CLOSE)

- Press STOP/CM twice, or, if the CD has already stopped, just once; you can also press OPEN/CLOSE straight away.
- The programme has now been erased.

ERASING A TRACK FROM A PROGRAMME (NEXT, PREVIOUS and PROGRAM)

- Press NEXT or PREVIOUS, before or after programmed play, until the number you wish to erase appears on the display
- Press PROGRAM *within 8 seconds*.
- The 'P' after the number disappears; the number has now been erased.

ADDITIONAL INFORMATION

LISTENING WITH HEADPHONES (CD 502 only)

- Connect headphones with a 6.3 mm jack plug to the PHONES socket.
- The sound level you hear is dependent on the impedance of the headphones and the signal level on the CD itself.

MAINTENANCE

The CDs

- Never write on the printed side of a CD.
- Do not attach any stickers to the CD.
- Keep the shiny surface of the CD clean.
Use a soft lint-free cloth and always wipe the disc in a straight line from centre to edge.
- Never use cleaning agents for conventional records.
- Detergents or abrasive cleaning agents should not be used either.

The player

- A chamois leather slightly moistened with water is sufficient for cleaning the player.
- Do not use cleaning agents containing alcohol, spirits, ammonia or abrasives.
- The lens of the laser (*Fig. 5*) should *not* be cleaned.

FAULTS AND THEIR LIKELY CAUSES

If a fault occurs, run through the points listed below before taking your player for repair. Check whether:

- condensation has formed on the lens of the laser due to a dramatic change in temperature; this will disappear automatically after some time;
- the CD has been inserted correctly with the printed side up and that there is a CD in the compartment;
- the CD is dirty, badly scratched or warped;
- the player has been connected to the PHONO socket of the amplifier.

If the fault remains, try to clear it by switching the player off and on again:

- Remove the mains plug from the wall socket.
- Insert the mains plug in the wall socket again.

If this also fails to help, consult your dealer.

Under no circumstances should you repair the player yourself, as this will invalidate the guarantee!

ADDITIONAL INFORMATION

TECHNICAL DATA

Typical Audio Performance

Frequency range: 20-20,000 Hz
Amplitude linearity: 0.02 dB
Phase linearity: 0.5° (20-20,000 Hz)
Dynamic range: 86 dB
Signal-to-noise ratio: 95 dB (A-weighted)
Channel separation: 94 dB
Total harmonic distortion: 0.015% (1 kHz)
D/A conversion: quadruple oversampling
(176.4 kHz) with digital filter and two 16-bit D/A-con-
verters
Audio output level: 2 V_{rms}
Impedance PHONES socket: 8-1000 ohms

Power supply

Mains voltage and frequency: see the type plate on
the rear of the player
Power consumption:
– 13 W in PLAY mode
– 5 W in STAND BY mode
Safety requirements: IEC

Cabinet

Material/finish: metal and polystyrene with decora-
tive trim
Dimensions (w × h × d): 420 × 104 × 280 mm
Weight: 2.8 kg approx.

Subject to modification

*This Compact Disc player complies with radio
interference requirements as laid down in EC
regulations.*

GUARANTEE AND SERVICE FOR UNITED KINGDOM

Philips sell this product subject to the understanding that if any defect in manufacture or material shall appear in it within 12 months from the date of consumer sale the dealer from whom the product was purchased will arrange for such defect to be rectified without charge provided

1. Reasonable evidence is supplied that the product was purchased within 12 months prior to the date of claim
 2. The defect is not due to use of the product for other than domestic purposes, or on an incorrect voltage, or contrary to the Company's operating instructions, or to accidental damage (whether in transit or otherwise) misuse, neglect or inexperienced repair
- Products sent for service should be adequately packed so no liability can be accepted for damage or loss in transit and name and address must be enclosed

Facts about free service

When service is required, apply to the dealer from whom the product was purchased. Should any difficulty be experienced in obtaining service, e.g. in the event of the dealer having ceased to trade, you are advised to contact Philips Service

These statements do not affect the statutory rights of a consumer. If you have any questions which your dealer cannot answer please write to **Philips Consumer Relations,**

☐ P.O. Box 298, 420 London Road, CROYDON CR9 3QR,
☎ (01) 689-2166 Consumer Advice.

Please retain this card. Produce it if service is required

GUARANTEE AND SERVICE VALID FOR IRELAND

This apparatus is made of high quality material and great care has been taken in its manufacture

Philips, therefore, give you a guarantee on parts against failures arising from faulty workmanship or material for 12 months after date of purchase. This guarantee is valid on the condition that this certificate is completed and signed immediately on delivery of the apparatus. In case of failure ask your dealer for further information

If you have any questions which your dealer cannot answer, you may apply to **Philips Electrical (Ireland) Ltd., Service Department, Newstead, Clonskeagh, DUBLIN 14 - ☎ 69 33 55**

GUARANTEE AND SERVICE VALID FOR AUSTRALIA

The benefits given to the purchaser by this warranty are in addition to all other rights and remedies which under the Trade Practices Act or other Commonwealth or State law the purchaser or owner has in respect of the product

The Philips product carries the following warranties

C-series HiFi-systems 12 months Compact Disc Players 12 months Home Audio Systems 6 months Clock radios portable radios, cassette recorders cassette players and radio recorders 90 days Any defect in materials or workmanship occurring within the specified period from the date of delivery, will be rectified free of charge by the retailer from whom this product was purchased

Note: Please retain your purchase docket to assist prompt service **Conditions of this warranty**

1. All claims for warranty service must be made to the retailer from whom this product was purchased. All transport charges incurred in connection with warranty service or replacement will be paid by the purchaser
2. These warranties do not cover batteries and extend only to defects in materials or workmanship occurring under normal use of the product where operated in accordance with our instructions

Philips Consumer Products Division, Technology Park, Figtree Drive, Australia Centre, HOMEBUSH 2140, New South Wales

GUARANTEE AND SERVICE FOR NEW ZEALAND

Thank-you for purchasing this quality Philips product. The document you are now reading is your guarantee card

Guarantee.

Philips New Zealand Ltd guarantees this product against defective components and faulty workmanship for a period of 12 months. Any defect in materials or workmanship occurring within 12 months from the date of purchase subject to the following conditions will be rectified free of charge by the retailer from whom this product was purchased

Conditions.

1. The product must have been purchased in New Zealand, and this guarantee card completed at time of purchase (this is your proof of the date of purchase)
2. The guarantee applies only to faults caused by defective components or faulty workmanship on the part of the manufacturer
3. The guarantee does not cover failures caused by misuse, neglect, normal wear and tear, accidental breakage, use on the incorrect voltage, use contrary to operating instructions, or unauthorised modification to the product or repair by an unauthorised technician

4. Reasonable evidence (in the form of a sales docket or completed guarantee card) must be supplied to indicate that the product was purchased no more than 12 months prior to the date of your claim
5. In the event of a failure Philips shall be under no liability for any injury or any loss or damage caused to property or products other than the product under guarantee

This guarantee does not prejudice your rights under common law and statute, and is in addition to the normal responsibilities of the retailer and Philips.

How to claim.

Should your Philips product fail within the guarantee period please return it to the retailer from whom it was purchased. In most cases the retailer will be able to satisfactorily repair or replace the product. However should the retailer not be able to conclude the matter satisfactorily or if you have other difficulties claiming under this guarantee please contact **The Guarantee Controller, Philips New Zealand Ltd, ☐ P.O. Box 1041, AUCKLAND - ☎ (09) 605-914**

GARANTIE FÜR DIE BUNDESREPUBLIK DEUTSCHLAND UND WEST-BERLIN

Philips-Geräte sind Markenartikel die mit größter Präzision nach modernsten Fertigungsmethoden und mit einem Höchstmaß an Sorgfalt hergestellt werden. Das Gerät wird Ihnen gute Dienste leisten vorausgesetzt daß Sie es sachgemäß bedienen und unterhalten. Trotz aller Sorgfalt ist das Auftreten von Fehlern nicht auszuschließen. Ihr Partner für die Behebung derartiger Fehler ist Ihr Fachhändler bei dem das Gerät erworben wurde. Falls ein Reklamationsfall eintritt wenden Sie sich bitte unter Vorlage des Einkaufsbeleges und des Gerätepasses an Ihren Fachhändler

GARANTIE ET SERVICE APRÈS-VENTE EN FRANCE

Cet appareil a été fabriqué avec le souci de vous donner entière satisfaction. PHILIPS fournira gratuitement au vendeur les pièces détachées nécessaires à sa réparation pendant les périodes suivantes, chacune prenant effet à compter de la date de vente

- 6 mois pour les magnétophones à cassettes portatifs, les récepteurs radio portatifs, les radiocassettes et les radio-réveils
- 12 mois pour les radiocassettes équipées de la fonction Compact Disc et les baladeurs Compact Disc
- 12 mois pour les appareils entrant dans la composition d'une chaîne électro-acoustique y compris les chaînes compactes stationnaires équipés d'au moins deux sources sonores

sauf si la détérioration résulte d'une cause étrangère à l'appareil ou du non respect des prescriptions d'utilisation

Vous bénéficiez en tout état de cause des dispositions des art. 1641 et suivants du Code Civil relatifs à la garantie légale

Pour tout conseil ou intervention adressez-vous à votre vendeur. Pour tout renseignement complémentaire vous pouvez vous adresser à la succursale Philips la plus proche. Soucieux d'améliorer continuellement la qualité de nos produits nous nous réservons le droit d'en modifier à tout moment les caractéristiques

PHILIPS Électronique Domestique - Société en nom collectif RCS NANTERRE B 333 760 833

64, Rue Carnot - ☐ B.P. 306 - 92 156 SURESNES Cédex
Informations Consommateurs: ☎ (16-1) 64 80 54 54

GARANTIE EN BELGIQUE ET LUXEMBOURG

Pour les conditions de garantie en Belgique et Luxembourg veuillez vous référer à la carte de garantie que le revendeur doit vous remettre au moment de l'achat

● Pour la Belgique

Si après l'achat de l'un ou l'autre appareil Philips vous avez des problèmes concernant par exemple la garantie, le fonctionnement ou l'utilisation de ces appareils et que le distributeur qui vous a vendu ces appareils éprouve des difficultés pour les résoudre, prenez contact soit par téléphone, soit par écrit avec notre service

'Contact Clientèle', Place de Brouckère 2, 1000 - BRUXELLES
☎ 02/211 91 11

GARANTIE EN SERVICE IN BELGIË EN LUXEMBURG

In België en Luxemburg gelden uitstaand de garantiebepalingen zoals die in het va uw handelaar apart verstrekte garantiebewijs staan aangegeven

● Voor België

Indien u na de aankoop van een of ander Philips apparaat problemen heeft met bijv. de werking, de werking, of het gebruik ervan, en indien de verkoper die u deze apparaten verkocht heeft moeilijkheden ondervindt om deze problemen op te lossen, stelt u zich dan telefonisch of schriftelijk in verbinding met onze dienst

'Klanten Kontakt', de Brouckereplein 2, 1000 - BRUSSEL
☎ 02/211 91 11

GARANTIE EN SERVICE IN NEDERLAND

● *Wat wordt gegarandeerd?*

Philips Nederland B.V. garandeert dat dit apparaat kosteloos wordt hersteld indien - bij normaal particulier gebruik volgens de gebruiksaanwijzing - binnen 12 maanden na aankoopdatum fabricage- en/of materiaalfouten optreden.

● *Wie voert de garantie uit?*

De zorg voor de uitvoering van de garantie berust bij de handelaar die u het apparaat verkocht heeft. De handelaar kan daarbij eventueel een beroep doen op een der Philips Service vestigingen.

● *Uw aankoopbon + de identificatiekaart*

De identificatiekaart is uw garantiebewijs. U kunt alleen een beroep doen op de bovenschreven garantie tegen overlegging van de aankoopbon (factuur, kassabon of kwitantie), in combinatie met de identificatiekaart, waarop typenummer en serienummer zijn vermeld. Uit de aankoopbon dienen duidelijk de aankoopdatum en de naam van de handelaar te blijken. Mocht het noodzakelijk zijn deze documenten aan uw handelaar af te geven, dan kunt u hem daarvoor een ontvangstbewijs vragen. De garantie vervalt indien op de genoemde documenten iets is veranderd, doorgehaald, verwijderd of onleesbaar gemaakt. De garantie vervalt eveneens indien het typenummer en/of serienummer op het apparaat is veranderd, doorgehaald, verwijderd of onleesbaar gemaakt.

● *Hoe te handelen bij een storing?*

Om onnodige kosten te voorkomen, raden wij u aan bij stonngen eerst nauwkeuring de gebruiksaanwijzing te lezen. Indien de gebruiksaanwijzing daarin geen uitkomst biedt, kunt u uw handelaar raadplegen en/of hem het apparaat ter reparatie aanbieden.

● *...en bij problemen?*

Bij problemen omtrent de garantie-uitvoering kunt u zich in verbinding stellen met **Philips Nederland B.V., Afdeling Consumentenbelangen, Antwoordnummer 500 - 5500 VB EINDHOVEN** (postzegel niet nodig), of ☎ 040-78 11 78.

GARANTIE FÜR DIE SCHWEIZ

Philips-Geräte sind aus einwandfreiem Material und mit großer Sorgfalt hergestellt worden. Dieses Gerät wird Ihnen gute Dienste leisten, sofern es sachgemäß bedient und unterhalten wird.

Trotz aller Sorgfalt ist das Auftreten von Fehlern nicht ganz auszuschließen. Im Falle eines Defektes wenden Sie sich bitte unter Vorlage des Einkaufsbeleges und des Gerätepasses an das Fachgeschäft, in welchem Sie das Gerät erworben haben.

GARANTIE POUR LA SUISSE

Les appareils Philips ont été fabriqués au moyen de matériaux de toute première qualité et avec beaucoup de soins. Cet appareil vous donnera encore plus de satisfaction si l'utilisation et l'entretien sont suivis selon le mode d'emploi.

Malgré tous les soins apportés, l'apparition de défauts n'est pas exclue. Dans ce cas, nous vous serons reconnaissants de bien vouloir vous adresser directement chez votre vendeur muni du passeport de l'appareil ainsi que de la facture s'y reportant.

GARANZIA PER LA SVIZZERA

Gli apparecchi Philips sono prodotti con materiali di prima qualità e assemblati con la massima cura. Essi Vi offriranno un ottimo servizio, in cambio di un accurato uso e manutenzione.

Malgrado tutti i nostri sforzi, non è escluso che possano avvenire dei guasti. In caso di difetto Vi preghiamo di rivolgerVi al Vostro fornitore specializzato, portando con Voi il passaporto assieme ai documenti d'acquisto.

GARANZIA E ASSISTENZA VALIDA PER L'ITALIA

Questo apparecchio è stato realizzato con materiali di prima qualità e costruito con la massima cura. La Philips comunque fornisce all'acquirente una Garanzia di buon funzionamento secondo le condizioni stabilite dall'ANIE.

Tale Garanzia decorre dalla data di acquisto ed ha la durata di **6 mesi**. Per aver diritto alla Garanzia è necessario che questo certificato nporti i dati di Modello e Matricola dell'apparecchio, la data di acquisto ed il timbro del rivenditore; inoltre per tutti gli apparecchi per i quali è prevista la "ricevuta fiscale" (o altro documento di consegna) il documento stesso dovrà essere conservato con questo certificato a certificazione della data d'acquisto.

In caso di necessità il prodotto dovrà essere fatto pervenire al Centro di Assistenza più vicino il cui recapito è pubblicato sugli elenchi telefonici della zona di residenza alla voce Philips.

Per questo apparecchio Philips offre un Abbonamento all'Assistenza Tecnica. Per informazioni rivolgersi ai Centri di Assistenza o al servizio Consumatori Philips.

Philips S.p.A., Viale le Fulvio Testi 327, 20162 MILANO
☎ 1678-20026

GARANTIE IN ÖSTERREICH

In Österreich ist die Gewährleistung für Verträge zwischen Händler und Käufer gesetzlich geregelt. Zur Geltendmachung eines Gewährleistungsanspruches dient der Kaufbeleg.

Die Österreichische Philips Industrie GmbH unterstützt die Gewährleistungsverpflichtung Ihres Händlers für Neugeräte, die der Handel über die Österreichische Philips Industrie GmbH bzw. Horny Vertriebsgmbh bezogen hat, dadurch, daß für den Käufer innerhalb von 6 Monaten ab Verkaufsdatum Funktionsmängel (Fabrikations- oder Materialfehler) in einer unserer Service-Filialen kostenlos, d.h. ohne Verrechnung von Arbeitszeit und Material, behoben werden.

Schäden, die durch äußere Einflüsse, unsachgemäße Behandlung oder unsachgemäßen Fremdeingriff entstanden sind, sowie Gehäusefehler oder Glasbruch, sind von dieser Zusage ausgeschlossen.

Philips Zentrale Kundeninformation:

- 1101 WIEN, Triesterstraße 64,
☎ 0222-60101-DW 1620 oder DW 1563
- 6020 INNSBRUCK, Klostergasse 4, ☎ 05222-74694
- 9020 KLAGENFURT, Villacher Straße 161,
☎ 0463-22397-DW 94

Philips Service-Organisation:

- 1232 WIEN, Ketzergasse 120, ☎ 0222-8662-0

PHILIPS IBÉRICA, S.A.E.

Garantiza este aparato durante 6 meses, a partir de la fecha de adquisición, de la forma siguiente:

1. Cubriendo cualquier defecto de fabricación o vicio de origen, así como la totalidad de sus componentes, incluyendo la mano de obra necesaria para el reemplazo de las piezas defectuosas, por nuestros talleres autorizados.
2. Esta garantía no cubrirá la avería, si es consecuencia de incorrecta instalación del aparato, manifiesto maltrato o uso inadecuado del mismo. La calificación de las averías corresponderá únicamente a los servicios técnicos de los talleres autorizados Philips.
3. Las reparaciones que pudieran producirse durante el periodo de vigencia de la presente garantía se efectuarán, bien en el domicilio del usuario, bien en los talleres autorizados Philips, a libre elección y criterio de ésta última.
4. Transcurrido un mes desde la fecha de adquisición del aparato, todos los gastos de desplazamiento del personal técnico para proceder al examen y/o reparación del aparato correrán por cuenta del usuario de acuerdo con las tarifas establecidas para este concepto.
5. En todas las reparaciones se deberá acompañar al aparato factura de compra y la presente garantía debidamente cumplimentada, con la indicación exacta de la fecha de venta del aparato.
6. En todo caso, el titular de la garantía tiene los derechos mínimos reconocidos por la Ley.

Titular (Comprador)

Domicilio

GARANTÍA PARA MÉXICO

Este aparato está fabricado con materiales de alta calidad y ha sido cuidadosamente verificado. Philips, por lo tanto, da a usted una garantía de 12 meses a partir de su fecha de compra.

La garantía ampara la reposición de las piezas defectuosas debidas a fallas en su montaje o en los materiales, incluyendo la mano de obra necesaria para su reemplazo en nuestras Sucursales o talleres autorizados.

En caso de fallas en su aparato le rogamos se sirva poner en contacto con su distribuidor.

Esta garantía no cubrirá las averías que resulten como consecuencia de una instalación incorrecta del aparato, manifiesto maltrato o uso inadecuado del mismo.

Philips se obliga a reparar y devolver a usted su aparato en un plazo no mayor de 30 días hábiles contados a partir de la fecha de haber ingresado su aparato a uno de nuestros talleres.

Para que esta garantía sea válida, es necesario que el certificado que figura en la parte posterior de este instructivo haya sido debidamente llenado en el momento de la compra del aparato.

En caso de extravío del certificado con la presentación de la factura o remisión de su aparato podrá hacer efectiva la garantía correspondiente.

Si usted tiene alguna duda o pregunta que no le pueda solucionar su distribuidor, por favor póngase en contacto con:

Oficinas Centrales de Servicio
Av. Coyoacán No. 1051, Col. del Valle
03100 MÉXICO, D.F. - ☎ 5-75-20-22 o 5-75-01-00

804

CONDIÇÕES VÁLIDAS PARA PORTUGAL

A Philips Portuguesa, SA, assegura ao comprador deste aparelho garantia contra qualquer defeito de material ou fabrico, pelo prazo de 6 meses, contado a partir da data de aquisição. As agulhas de fonocaptores não têm qualquer garantia.

A Philips Portuguesa, SA, anula a garantia ao aparelho desde que se venha a ser a deficiência motivada por acidente, utilização incorrecta, causas externas, ou nos casos em que apresente vestígios de ter sido violado, ajustado ou reparado por entidade não autorizada. Também será considerada nula a garantia se este certificado apresentar rasuras ou alterações.

A Philips Portuguesa, SA, obriga-se a prestar a garantia refenda somente nos seus Serviços Técnicos ou nos Concessionários de Serviço autorizados. As despesas e riscos de transporte de e para as oficinas serão sempre da responsabilidade do comprador.

Nota: Para que o aparelho seja assistido ao abrigo da garantia, é indispensável que seja apresentado este certificado, devidamente preenchido e autenticado, por vendedor autorizado, aquando da sua aquisição.

Se sobre esta garantia necessitar algum esclarecimento que o vendedor não lhe possa dar, deve dirigir-se a:

Philips Portuguesa, SA,
 - **Outurela - Carnaxide - 2795 LINDA A VELHA - ☎ 418 00 71/9**
 - **R. Eng. Ezequiel de Campos, 182 - 4100 PORTO - ☎ 67 26 13**

GARANTI OG SERVICE FOR DANMARK

De er nu ejer af et apparat, hvis konstruktion er baseret på erfaring og lang tids forskning. Philips garanterer for kvaliteten, og hvert led i fabrikationen er underkastet stadig kontrol. Alle henvendelser om fejl under garantien skal rettes til den forhandler, der har udleveret og underskrevet garantibeviset, hvorpå de gældende garantibestemmelser tillige er anført. Garantien er kun gældende i købslandet.

GARANTI I NORGE

De er nå eier av et apparat som er basert på lang tids forskning og erfaring. Philips garanterer for kvaliteten, men hvis en feil skulle oppstå bes De ta kontakt med den forhandler som har utlevert og underskrevet garantibeviset. Garantien gjelder kun i kjøpslandet hvor de gjeldende garantibestemmelser må følges.

Hvis De trenger ytterligere opplysninger utover de forhandleren kan gi Dem, kan De henvende Dem til **Norsk A/S Philips,**
Avd. Audio/Video, Sandstuveien 70, OSLO 6 - ☎ 02 - 68 02 00

GARANTI I SVERIGE

Garanti lämnas på denna Philipsapparat i enlighet med den garantiförbindelse som tillhandahålles av återförsäljaren. I garantiförbindelsen ges anvisningar om reklamation. Garantien gäller endast i köpslandet.

TAKUU JA HUOLTO

Tämän tuotteen rakenne on pitkäaikaisen, kokemuksella tehdyn tutkimustyön tuloks. Jatkuvan en tuotantovaiheissa tehtävän laaduntarkailun vuoksi Philips takaa tuotteen laadun.

Tarkemmat tiedot takuuehdoista saat Philips-myyjältä tai alla olevasta osoitteesta.

Oy Philips AB, Sinikalliontie 3, 02630 ESPOO - ☎ (358-0)-50261
☎ Oy Philips AB, P.O. Box 75, 02631 ESPOO

ΠΑΡΟΦΟΡΙΕΣ ΓΙΑ SERVICE ΚΑΙ ΕΓΓΥΗΣΗ ΣΤΗΝ ΕΛΛΑΔΑ

Η συσκευή έχει ελεγχθεί σχολαστικά, η λειτουργία της είναι άριστη και λόγω αντικαταστάσεως της δεν πρόκειται σε καμιά περίπτωση να προκύψει. Αν όμως, παρ' όλα αυτά, κάποιο εξάρτημα δεν λειτουργήσει, το εξάρτημα αυτό και η εργασία επισκευής παρέχονται από την εταιρία δωρεάν. Η προσκομιζόμενη για επισκευή συσκευή πρέπει να συνοδεύεται απαραίτητα από το ΔΕΛΤΙΟ ΛΙΑΝΙΚΗΣ ΠΩΛΗΣΕΩΣ, ή φωτοπλίκια του, και το παρόν έντυπο συμπληρωμένο και σφραγισμένο από το κατάστημα αγοράς του.

Η εγγύηση ισχύει για ΕΝΑ έτος, από την ημερομηνία αγοράς. Η εγγύηση δεν ισχύει στις παρακάτω περιπτώσεις:

α) Για ανωμαλία όχι από βλάβη της συσκευής, αλλά από φθορά ή βλάβη, που προκλήθηκε από τρίτους ή από μεταβολή της τάσεως του ηλεκτρικού ρεύματος.

β) Για ανωμαλία λόγω ελαττωματικής εγκαταστάσεως της συσκευής.

γ) Όταν ο αριθμός κατασκευής της συσκευής έχει αλλοιωθεί.

δ) Για κεφαλές πικ-άπ και μικρόφωνα.

Η εργασία επισκευής γίνεται στα Εργαστήρια της Εταιρίας, όπου ο πελάτης πρέπει να μεταφέρει τη συσκευή με δική του δαπάνη. Κανένας αντιπρόσωπος δεν έχει το δικαίωμα αλλαγής των όρων εγγυήσεως. Μετά τη λήξη του χρόνου εγγυήσεως, για κάθε πρόβλημα συντηρήσεως, επισκευής ή συμβουλής, σας συνιστούμε να αποτινάσθε στα κατά τόπους Service της Εταιρίας.

Διεύθυνση Κεντρικών SERVICE PHILIPS:
 25ης Μαρτίου 15, 177 78 Ταύρος - ☎ 4894.911
 Τημικική 62, 546 93 Θεσσαλονίκη - ☎ 260.621

Dealer's name, address and signature
 Nom. adresse et signature du revendeur
 Name, Anschrift und Unterschrift des Händlers
 Naam, adres en handtekening van de handelaar
 Nombre, dirección y firma del distribuidor
 Nome, indirizzo e firma del fornitore
 Nome, morada e assinatura do vendedor
 Forhandlens navn, adresse og underskrift
 Aterförsäljarens namn, adress och namnteckning
 Mýðjafnir, osóuile ja aliekrifóus
 Όνομα/Επίσημο Αντιπροσωπών

Guarantee certificate
 Garantieschein
 Certificado de garantia
 Certificado de garantia
 Takuutodistus
 Certificat de garantie
 Identificatiekaart
 Certificato di garanzia
 Garantibeviset
 Εγγύηση

Type no. of product	Tipo no. del producto:
Date of purchase	Date of purchase
Fecha de compra	Data da compra
Köpdatum	Inköpsdato
Kaufdatum	Osloppdátid
Data di acquisto	Hjögöringudagur
Kooppäätäm	Kooppäätäm
Köpsdato	Köpsdato
Hjögöringudagur	Hjögöringudagur

19

09-89