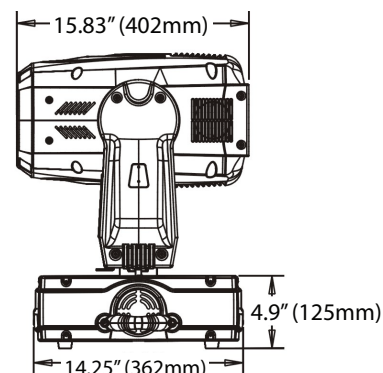
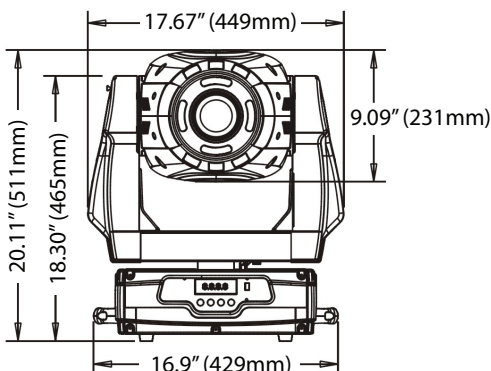


Design Spot 300E



Design Spot 300E Dimensions

The Design Spot 300E by Elation Professional is a 300W CMY spot moving head featuring CMY color mixing along with 10 interchangeable dichroic filters allowing for continuous, variable speed, color scrolling in both directions. There are two gobo wheels with a total of 14 gobos, 7 rotating and 7 fixed with 3 glass and 11 metal. Additional features include a variable iris, mechanical dimmer/ shutter and on a separate effects wheel, there is a 3 facet rotating prism, 3D glass rotating prism and frost filter. Control data input is via 3 pin or 5 pin DMX data first in and out cables This unit is fan cooled and equipped with Philips "Fast Fit Gold" MSR300 lamp providing up to 1,000 hours estimated lamp life. The Design Spot 300E is rated IP 20 and is ideal for indoor use only. The unit comes standard with a 22° fixed lens optic system and rigging for this unit includes 2 x 1/4 turn Omega clamps, 3-pin DMX safety cable.

FEATURES

- 300W CMY spot moving head fixture
- 8 Interchangeable Dichroic filters (including UV) + White
- CMY color mixing
- 2 Gobo Wheels, 13 Total Gobos, 10 Metal, 3 Glass
- Effect wheel with 3-facet rotating/Indexing prism & 3D glass prism
- Macro-function for rotating gobos/rotating prism combinations
- Hard edge to soft edge frost
- Variable speed iris macros
- High output luminous-parabolic dichroic reflector
- Automatic Pan /Tilt position correction
- Pan/Tilt Lock
- Maximum PAN-movement 630° in 2.0 secs (default) or 540° (user selectable) / 16 bit
- Maximum TILT-movement 265° in 1.5 secs / 16 bit
- Pre-set variable/random strobe and dimming pulse effect
- Motor driven focus from near to far
- Vector mode with blackout
- Beam Angle 22°
- Full Text LCD Display
- On board menu settings

TECHNICAL SPECIFICATIONS

- **DMX Channels:** 21 DMX Channels, RDMX - Remote DMX Addressing
- **Control:** USITT DMX-512 (16-bit resolution), 3-pin & 5-pin XLR serial input/output
- **Dimmer:** Dual Flag mechanical dimming system, flicker free
- **Strobe:** Variable speed strobe effect (1-13) flashes per second
- **Iris:** Beam narrow to wide (5% - 100%)
- **IP Rating:** IP 20
- **Electronic Power Supply:** Multi-voltage: AC 98V ~ 240V 50/60Hz
- **Power Consumption:** 500W
- **Fuse:** 8A (250V)
- **Lamp:** Philips "Fast Fit" MSD300/2
- **Lamp life:** 300W, 8500°K, 3000 HRS
- **Dimensions:** (LxWxH) 15.83" x 17.68" x 20.11" / 402mm x 449mm x 510.80mm
- **Weight:** 58 lbs. / 26.5 kg
- **Rigging:** 2 x 1/4 turn omega clamps
1 x safety cable
1 x 3-pin DMX data cable

RDMX
REMOTE DMX ADDRESSING

POWERED BY
PHILIPS

Design Spot 300E




COLORS / GOBOS

- 8 Interchangeable Dichroic filters (including UV) + White
- CMY color mixing
- Continuous, variable speed, color scrolling in both directions (rainbow effect)
- More color combinations possible by overlaying the multi-color dichroic gobo and the colors on the color wheel
- 2 Gobo Wheels, 13 Total Gobos, 10 Metal, 3 Glass
- 6 Interchangeable, Indexable, Rotating Gobos plus open
- 7 Interchangeable, Static Gobos plus open
- Metal Gobo Size: 26.9mm outside diameter, 23mm image diameter
- Glass Gobo Size: 26.9mm outside diameter, 23mm image diameter
- Gobo Overlay (Gobo Morphing)



COLORS



FIXED GOBO WHEEL



ROTATING GOBO WHEEL

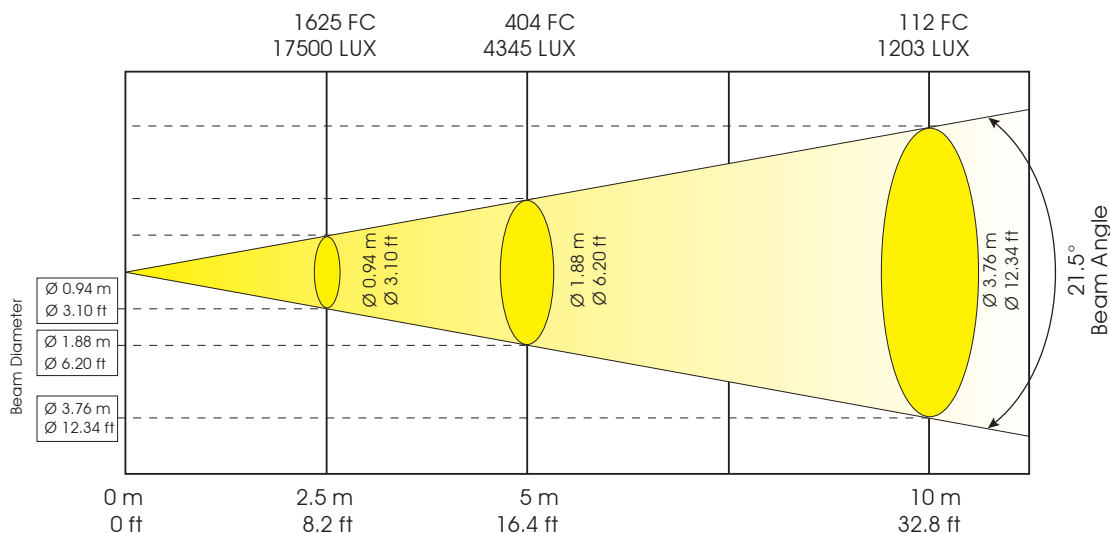


PHOTOMETRICS

Design Spot 300E Photometric Beam Angle Data

Standard Beam Angle 21.5°

LUX x 0.0929 = FC



Design Spot 300E



DMX TRAITS

- Channel 1 - Pan movement (max. 540° or 630° user selectable)
- Channel 2 - 16bit pan movement (pan fine)
- Channel 3 - Tilt movement (max. 265°)
- Channel 4 - 16bit tilt movement (tilt fine)
- Channel 5 - Color wheel
- Channel 6 - Cyan filter
- Channel 7 - Magenta filter
- Channel 8 - Yellow filter
- Channel 9 - Gobo wheel 1 (rotating)
- Channel 10 - Gobo index, gobo rotation speed/direction (gobo wheel 1)
- Channel 11 - Gobo wheel 2 (rotating)
- Channel 12 - Effects wheel – prism, frost, gobo macros
- Channel 13 - Prism control – indexing and rotation
- Channel 14 - Focus control motor (near ~ far)
- Channel 15 - Strobe (0-13Hz), shutter close/open function + random strobe
- Channel 16 - Dimmer (intensity) control
- Channel 17 - Iris (closed to open)
- Channel 18 - CMY speed
- Channel 19 - Color macros (cmy and color wheels)
- Channel 20 - Speed control (pan/tilt movement, blackout selection)
- Channel 21 - Special (program control + lamp on, motor reset, lamp switch off)

Product Order Code	Description
Design Spot 300E	300W CMY spot moving head fixture
Accessories Order Code	Description
DRC-300	Road case for Design Spot 300E