

TRUE BLUE

New Location & Studio Fresnels

Germany

Arnold & Richter Cine Technik GmbH & Co. Betriebs KG.
Pulvermühle, D-83071 Stephanskirchen
Tel: +49(0)8036-3009-0, Fax: +49(0)8036-2471

ARRI Lighting Solutions GmbH
Ernst-Augustin Str. 12, D-12489 Berlin
Tel: + 49(0)30-678233-0, Fax: +49(0)30-678233-99

Great Britain

ARRI GB Limited (Sales & Service)
2 Highbridge, Oxford Road, Uxbridge, Middlesex, UB8 1LX, Great Britain
Tel: +44 (0)1895 457 000, Fax: +44 (0)1895 457 001

Italy

ARRI Italia S.r.l. (Sales & Service, Milan)
Viale Edison 318, 20099 Sesto San Giovanni (Milano), Italy
Tel: +39 (02)262 271 75, Fax: +39 (02)242 1692

ARRI Italia S.r.l. (Sales & Service, Rome)
Via Placanica 97, 00040 Morena (Roma), Italy
Tel: +39 (06)79 89 021, Fax: +39 (06)79 89 02 206

USA

ARRI Inc. (Sales & Service, East Coast)
617 Route 303, Blauvelt, NY 10913-1109, USA
Tel: +1 (845)353 1400, Fax: +1 (845)425 1250

ARRI Inc. (Sales & Service, West Coast)
600 North Victory Blvd., Burbank, CA 91502-1639, USA
Tel: +1 (818)841 7070, Fax: +1 (818)848 4028

Canada

ARRI Canada Limited (Sales & Service)
415 Horner Ave, Unit 11 & 12, Toronto, Ontario M8W 4WS, Canada
Tel: +1 (416)255 3335, Fax: +1 (416)255 3399

Australia

ARRI Australia PTY Limited
Unit 6C, 5 Talavera Road, Macquarie Park NSW 2113, Sydney, Australia
Tel: +61 (2)9855 4308, Fax: +61 (2)9855 4301





THE EVOLUTION

Of Authentic ARRI TRUE BLUE Lighting

ARRI TRUE BLUES represent an unprecedented evolution of the Studio and Location fixtures that have been popular workhorses for over two decades. Following extensive research and feedback from lighting professionals around the world, combined with advances in technology, ARRI has designed a series of six highly innovative lampheads with over 30 new improvements for studio and location lighting. With reduced weight, compact size and maximum light output TRUE BLUES set a new standard for professional lighting equipment.

New pressure die cast and extruded aluminium components have reduced the overall weight of the TRUE BLUE fixtures without any sacrifice in quality or durability. Many components now offer greater strength and resistance to corrosion.

ARRI's cross cooling system* reduces lamp housing temperature by 25% and lens temperature by 17%. With special air channels built into the aluminium extrusion, a constant stream of air passes around the Fresnel lens and into the lamphead regardless of the tilt angle.

At the heart of the TRUE BLUE concept is a redesigned stirrup and improved tilt lock. The stainless steel friction disc locks the lamphead securely even with the largest Chimera or other accessories. To make balancing the lamphead even

easier, the stirrup mounting slides and can be adjusted to counterbalance all accessories. The new extruded aluminium stirrup is stronger, lighter and less bulky but still permits full fixture rotation. It's soft contour makes it comfortable to carry.

The new Stegmaier connector* and strain relief rotate to allow the cable orientation to be quickly adjusted for hanging or stand mounting. Improved barndoors are stronger, less susceptible to bending and a new hinge design maintains constant tension that can be easily adjusted.

Routine maintenance and repair are easier with fast, simple access to all internal components. Cleaning is made effortless with smooth lamp housing surfaces.

ARRI has redesigned these new lights down to the smallest detail, offering lighting professionals better choices for location and studio work. TRUE BLUE Fresnels from 1000 to 5000W include the T1, T2, T5, ST1, ST2 and ST5.

** Patent pending*

Cross Cooling*

ARRI's cross cooling* system moves a stream of air around the Fresnel lens and through the lamphead. In addition, air is channeled through the aluminium extrusion housing, reducing lens temperature by 17% and

housing temperatures by 25%. Cross cooling* allows ARRI TRUE BLUES to safely operate at almost any tilt angle.

* Patent pending



Stegmaier Connector*

We've named this component after its inventor and the principal designer of ARRI TRUE BLUES. With this combination connector and strain relief, the power cable can be quickly reoriented for stand mount or hanging fixtures. In addition, the connector, along with ARRI's new lampholder, allows us to eliminate the interior terminal block.

* Patent pending



Sliding Stirrup

Modern fixtures use a wide variety of Chimeras, scrollers and other front mounted accessories. Simply slide ARRI's innovative stirrup bracket to quickly and easily adjust the fixture's centre of gravity.

* Due to the smaller size of the fixture, the sliding stirrup is not used on the T1.



Tilt Lock

ARRI's new design creates a positive lock so there's no slippage when using heavy accessories. A stainless steel friction disc functions like a disc brake allowing the lamphead to be completely locked off with a minimum of force.

* Due to the smaller size of the fixture, the friction disc tilt lock is not used on the T1.



Top Latch

True Blue offers two new designs of top latch to suit the application. The Studio Top Latch is simple and easy to use and can be turned completely out of the way to load and unload accessories. The Location Top Latch is specially coated for improved corrosion resistance and is sprung loaded for fast operation even when hot. Both versions feature a second safety catch to eliminate the need for a barndoor safety bond.

Adjustable Accessory Brackets

Finally an easy solution to an old problem. Location crews need space in the accessory bracket for up to four scrims; studio crews suffer from the light leak this creates. Now two-position TRUE BLUE accessory brackets quickly adjust in or out for two or four scrims. By reducing the space between the scrims and the lens, unwanted reflected and spill light is minimised.

Maintenance

TRUE BLUE fixtures have been designed for serviceability with more common parts across the line. Removing a maximum of six universal Torx screws provides easy access to all interior parts. TRUE BLUES require only three Torx drivers to disassemble the complete fixture.


ARRI's new aluminium extrusion makes cleaning fixtures easy and our new paint process ensures that TRUE BLUES will look as great as they perform.

Barndoors

New ARRI barndoors use a special alloy with a high strength-to-weight ratio. The leaves in our new design withstand bending and deforming far better than traditional barndoors. In addition, leaves are now easily tightened to avoid slipping and the larger leaf design provides better control and sharper cutoff.

Stirrup Contour

Easy to carry, ARRI's new aluminium extrusion stirrup is smooth, incredibly strong and extremely lightweight.




Stainless Steel Lens Protection

The laser cut hexagonal safety mesh maximizes light transmission and is tough enough to withstand location abuse.



Studio Top Latch



Location Top Latch



Two Scrim Position



Four Scrim Position

Improved Weather Protection/IP23



TRUE BLUE fixtures are manufactured to the IP23 standard and are suitable for indoor use or outdoor use providing a degree of protection against falling rain (up to a 60° angle from vertical).

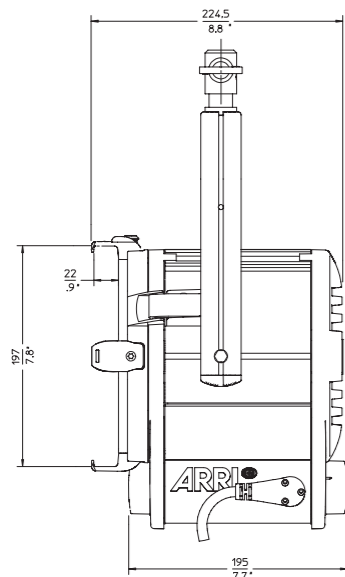
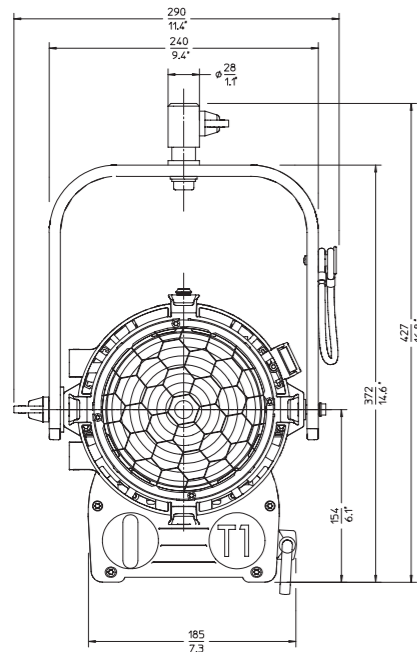
Safety Certification

All True Blue fixtures carry not only CE declaration but also an independently assessed TUV certification.





AVAILABLE SEPTEMBER 2008



Part No.	Description
L3.39610.B	T1 1000W Location Fresnel Lamphead, manual, blue/silver
L3.39615.B	T1 1000W Location Fresnel Lamphead, manual, black
L3.39610.I	T1 1000W Location Fresnel Lamphead, pole operated, blue/silver
L3.39610.D	T1 1000W Location Fresnel Lamphead, manual, blue/silver with Schuko plug
L3.79615.D	T1 1000W Location Fresnel Lamphead, manual, black with Schuko plug
All the above are supplied with barndoor and filter frame.	

Accessories

L2.39670.0	Four Leaf Barndoor
L2.79690.0	Filter Frame
L2.79680.0	Variable Snoot
L2.79660.0	Set of 4 Scrims (without bag)
L2.88913.1	Scrim bag
L2.76977.0	Large Kit Stand

Lamps

CP40	1000W	230V	G22 Monoplane
CP71	1000W	230V	G22 Biplane

Specifications

Weight	4.6kg manual, 6.5kg pole op		
Cable	3m manual, 1.5m pole op		
Lens Diameter	150 mm (5.9") low expansion borosilicate Fresnel lens		
Reflector	Spherical specular high purity aluminium		
Lampholder	G22/38		
Mounting	Combination mount for 16mm (5/8") or 28mm (1 1/8") on manual versions, 28mm (1 1/8") spigot on pole op versions		
Certification	NRTL-US-C; CE; IP23; TÜV GS		

Photometric Data with CP40 Lamp

Throw (m):	4	6	8
Spot: 11°			
Output (lux)	5714	2540	1429
Diameter (m)	0.8	1.2	1.5
Medium: 30°			
Output (lux)	2180	969	545
Diameter (m)	2.1	3.2	4.3
Flood: 58°			
Output (lux)	1033	459	258
Diameter (m)	4.4	6.7	8.9

1000 lux gives correct exposure for 200ASA film with aperture f4 at 24fps

Part No.	Description
L3.40500.B	ST1 1000W Studio Fresnel Lamphead, manual, blue/silver
L3.40505.B	ST1 1000W Studio Fresnel Lamphead, manual, black
L3.40500.I	ST1 1000W Studio Fresnel Lamphead, pole operated, blue/silver
L3.40505.I	ST1 1000W Studio Fresnel Lamphead, pole operated, black
L3.40500.D	ST1 1000W Studio Fresnel Lamphead, manual, blue/silver with Schuko plug
L3.40505.D	ST1 1000W Studio Fresnel Lamphead, manual, black with Schuko plug
L3.40500.K	ST1 1000W Studio Fresnel Lamphead, pole operated, blue/silver with Schuko plug
L3.40505.K	ST1 1000W Studio Fresnel Lamphead, pole operated, black with Schuko plug
All the above are supplied with barndoor and filter frame.	

Accessories

L2.39870.0	Four Leaf Barndoor
L2.39900.0	Eight Leaf Barndoor
L2.79890.0	Filter Frame
L2.79880.0	Variable Snoot
L2.79860.0	Set of 4 Scrims (without bag)
L2.88914.1	Scrim Bag
L2.76990.0	Safety Cable
L2.89079.0	4m Operating Pole for pole-op fixtures
L2.88118.0	Barrel Clamp

Lamps

CP40	1000W	230V	G22 Monoplane
CP71	1000W	230V	G22 Biplane

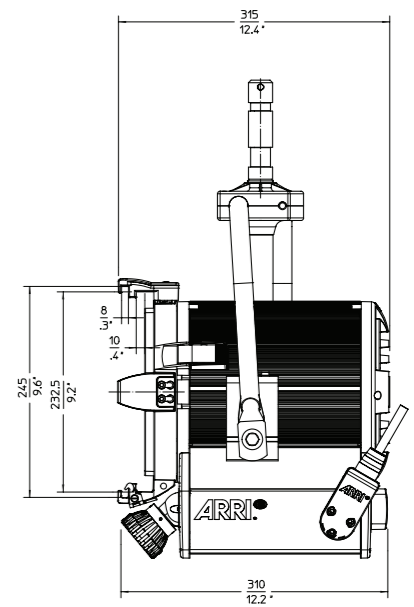
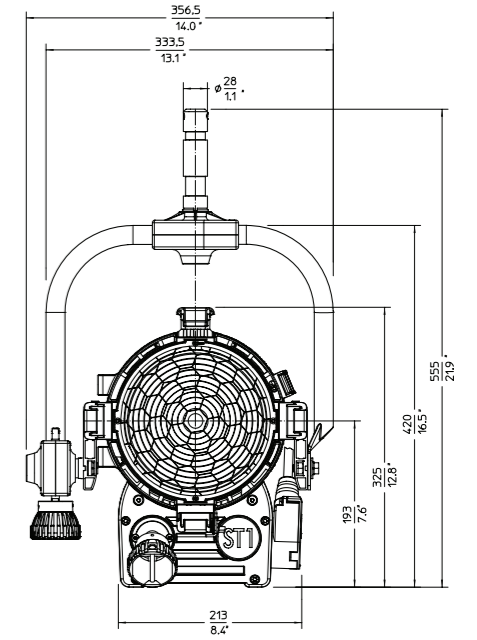
Specifications

Weight	7kg manual, 8.5kg pole op		
Cable	1.5m		
Lens Diameter	175 mm (6.9") low expansion borosilicate Fresnel lens		
Reflector	Spherical specular high purity aluminium		
Lampholder	G22/38		
Mounting	Combination mount for 16mm (5/8") or 28mm (1 1/8") on manual versions, 28mm (1 1/8") spigot on pole op versions		
Certification	NRTL-US-C; CE; IP23; TÜV GS		

Photometric Data with CP40 Lamp

Throw (m):	4	6	8
Spot 13°			
Output (lux)	5920	2631	1480
Diameter (m)	0.9	1.4	1.8
Medium 30°			
Output (lux)	2605	1158	651
Diameter (m)	2.1	3.2	4.3
Flood 57°			
Output (lux)	1050	467	263
Diameter (m)	4.3	6.5	8.7

1000 lux gives correct exposure for 200ASA film with aperture f4 at 24fps





Part No.	Description
L3.41250.B	T2 2000W Location Fresnel Lamphead, manual, blue/silver
L3.41255.B	T2 2000W Location Fresnel Lamphead, manual, black
L3.41250.I	T2 2000W Location Fresnel Lamphead, pole operated, blue/silver
L3.41250.D	T2 2000W Location Fresnel Lamphead, manual, blue/silver with Schuko plug
L3.41255.D	T2 2000W Location Fresnel Lamphead, manual, black with Schuko plug
All the above are supplied with barndoor and filter frame.	

Accessories

L2.39870.0	Four Leaf Barndoor
L2.79890.0	Filter Frame
L2.79880.0	Variable Snoot
L2.79860.0	Set of 4 Scrims (without bag)
L2.88914.1	Scrim bag
L2.88717.0	Cine Stand

Lamps

CP41	2000W	230V	G38 Monoplane
CP73	2000W	230V	G38 Biplane

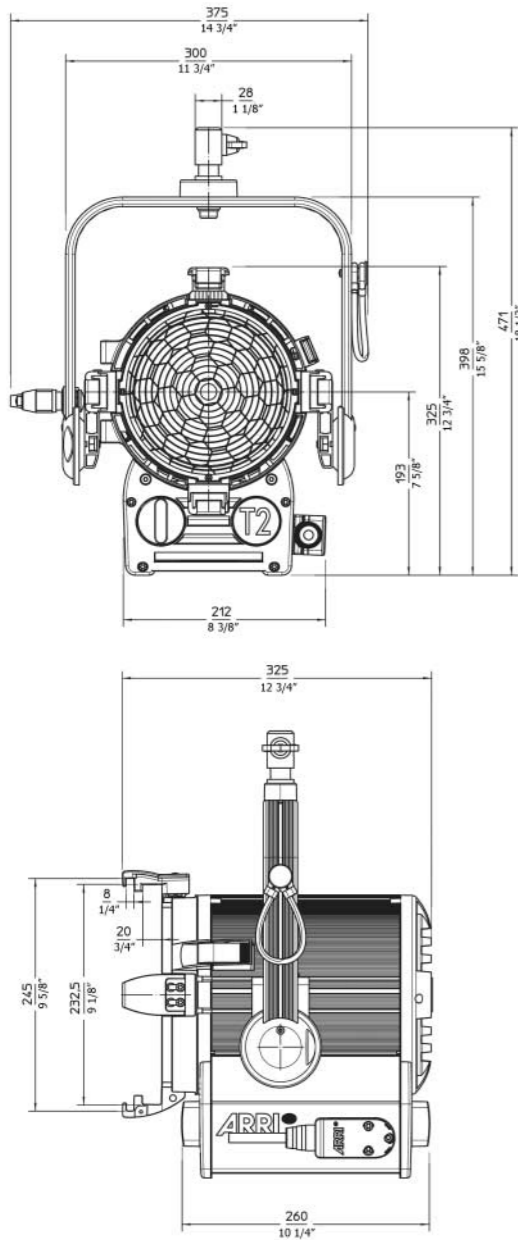
Specifications

Weight	7.3kg manual, 8.4kg pole op		
Cable	3m manual, 1.5m pole op		
Lens Diameter	175 mm (6.9") low expansion borosilicate Fresnel lens		
Reflector	Spherical specular high purity aluminium		
Lampholder	G22/38		
Mounting	28 mm (1 1/8")		
Certification	NRTL-US-C; CE; IP23; TÜV GS		

Photometric Data with CP41 Lamp

Throw (m):	6	9	12
Spot 13°			
Output (lux)	5058	2248	1264
Diameter (m)	1.4	2.1	2.7
Medium 30°			
Output (lux)	1865	829	466
Diameter (m)	3.2	4.8	6.4
Flood 60°			
Output (lux)	825	367	206
Diameter (m)	6.9	10.4	13.9

1000 lux gives correct exposure for 200ASA film with aperture f4 at 24fps



Part No. Description

L3.40750.B	ST2 2000W Studio Fresnel Lamphead, manual, blue/silver
L3.40755.B	ST2 2000W Studio Fresnel Lamphead, manual, black
L3.40750.I	ST2 2000W Studio Fresnel Lamphead, pole operated, blue/silver
L3.40755.I	ST2 2000W Studio Fresnel Lamphead, pole operated, black
L3.40750.D	ST2 2000W Studio Fresnel Lamphead, manual, blue/silver with Schuko plug
L3.40755.D	ST2 2000W Studio Fresnel Lamphead, manual, black with Schuko plug
L3.40750.K	ST2 2000W Studio Fresnel Lamphead, pole operated, blue/silver with Schuko plug
L3.40755.K	ST2 2000W Studio Fresnel Lamphead, pole operated, black with Schuko plug
All the above are supplied with barndoor and filter frame.	

Accessories

L2.40950.0	Four Leaf Barndoor
L2.40960.0	Eight Leaf Barndoor
L2.80970.0	Filter Frame
L2.80975.0	Variable Snoot
L2.80980.0	Set of 4 Scrims (without bag)
L2.88915.1	Scrim Bag
L2.76990.0	Safety Cable
L2.89079.0	4m Operating Pole for pole-op fixtures
L2.88118.0	Barrel Clamp

Lamps

CP41	2000W	230V	G38 Monoplane
CP73	2000W	230V	G38 Biplane

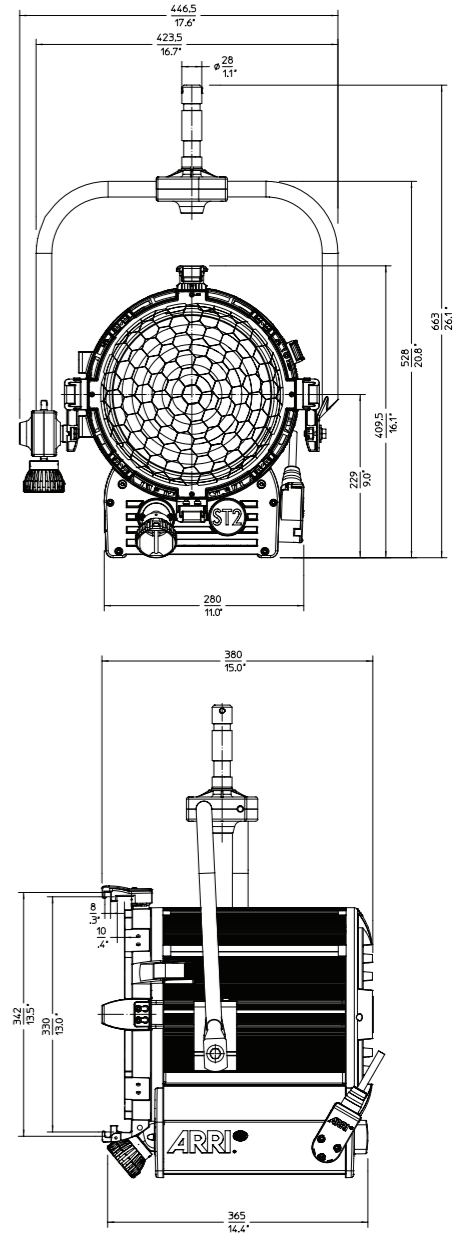
Specifications

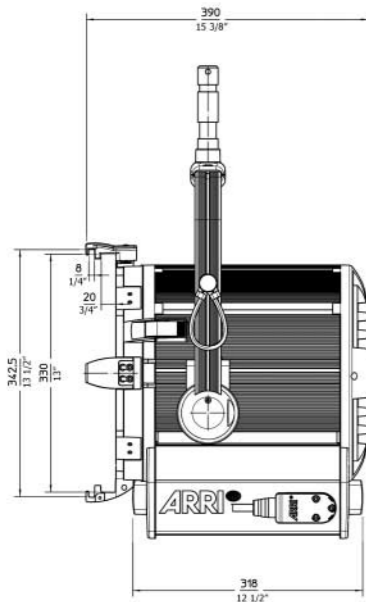
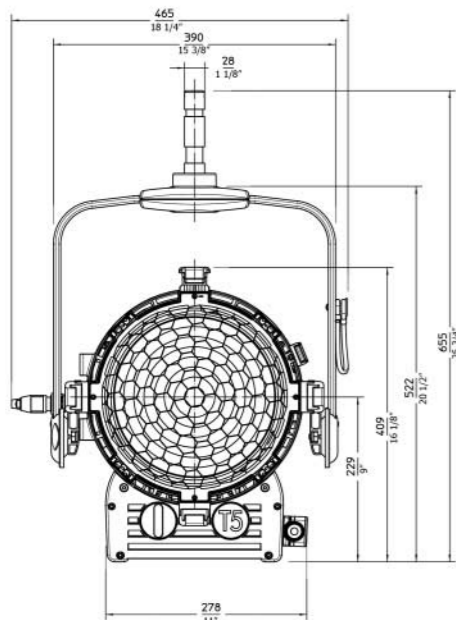
Weight	10.6kg manual, 12.2kg pole op		
Cable	1.5m		
Lens Diameter	250 mm (10") low expansion borosilicate Fresnel lens		
Reflector	Spherical specular high purity aluminium		
Lampholder	G22/38		
Mounting	28 mm (1 1/8")		
Certification	NRTL-US-C; CE; IP23; TÜV GS		

Photometric Data with CP41 Lamp

Throw (m):	6	9	12
Spot 9°			
Output (lux)	10603	4712	2651
Diameter (m)	0.9	1.4	1.9
Medium 30°			
Output (lux)	2420	1076	605
Diameter (m)	3.2	4.8	6.4
Flood 56°			
Output (lux)	1135	504	284
Diameter (m)	6.4	9.6	12.8

1000 lux gives correct exposure for 200ASA film with aperture f4 at 24fps





Part No.	Description
L3.40000.B	T5 5000W Location Fresnel Lamphead, manual, blue/silver
L3.40005.B	T5 5000W Location Fresnel Lamphead, manual, black
	All the above are supplied with barndoor and filter frame.

Accessories

L2.40950.0	Four Leaf Barndoor
L2.80970.0	Filter Frame
L2.80975.0	Variable Snoot
L2.80980.0	Set of 4 Scrim (without bag)
L2.88915.1	Scrim bag
L2.89504.0	Universal Stand

Lamps

CP29	5000W	230V	G38 Monoplane
CP85	5000W	230V	G38 Biplane

Specifications

Weight	11.6kg
Cable	3m
Lens Diameter	250 mm (10") low expansion borosilicate Fresnel lens
Reflector	Spherical specular high purity aluminium
Lampholder	G22/38
Mounting	28 mm (1 1/8")
Certification	NRTL-US-C; CE; IP23; TÜV GS

Photometric Data with CP29 Lamp

Throw (m):	12	16	24
Spot 12.5°			
Output (lux)	3430	1929	857
Diameter (m)	2.6	3.5	5.3
Medium 30°			
Output (lux)	1613	907	403
Diameter (m)	6.4	8.6	12.9
Flood 51°			
Output (lux)	923	519	231
Diameter (m)	11.4	15.3	22.9

1000 lux gives correct exposure for 200ASA film with aperture f4 at 24fps

Part No.	Description
L3.41000.B	ST5 5000W Studio Fresnel Lamphead, manual, blue/silver
L3.41005.B	ST5 5000W Studio Fresnel Lamphead, manual, black
L3.41000.I	ST5 5000W Studio Fresnel Lamphead, pole operated, blue/silver
L3.41005.I	ST5 5000W Studio Fresnel Lamphead, pole operated, black
	All the above are supplied with barndoor and filter frame.

Accessories

L2.41200.0	Four Leaf Barndoor
L2.41210.0	Eight Leaf Barndoor
L2.81220.0	Filter Frame
L2.81225.0	Variable Snoot
L2.81230.0	Set of 4 Scrim (without bag)
L2.88916.1	Scrim Bag
L2.76990.0	Safety Cable
L2.89079.0	4m Operating Pole for pole-op fixtures
L2.88118.0	Barrel Clamp

Lamps

CP29	5000W	230V	G38 Monoplane
CP85	5000W	230V	G38 Biplane

Specifications

Weight	13.6kg manual, 15.4kg pole op
Cable	2m
Lens Diameter	300 mm (11.8") low expansion borosilicate Fresnel lens
Reflector	Spherical specular high purity aluminium
Lampholder	G22/38
Mounting	28 mm (1 1/8")
Certification	NRTL-US-C; CE; IP23; TÜV GS

Photometric Data with CP29 Lamp

Throw (m):	9	12	18
Spot 11°			
Output (lux)	7596	4273	1899
Diameter (m)	1.7	2.3	3.5
Medium 30°			
Output (lux)	2639	1485	660
Diameter (m)	4.8	6.4	9.6
Flood 63°			
Output (lux)	991	558	248
Diameter (m)	11.0	14.7	22.1

1000 lux gives correct exposure for 200ASA film with aperture f4 at 24fps

