

2004 SONY MOBILE PRODUCT GUIDE



CDX-M8800 FM/AM Compact Disc Player

- Fixed Active Black Panel design
- FL ABP Display
- MP3 playback
- BBE MP
- 4-Volt F/R/Sub Preamp output with HPF/LPF
- CD/MD control, CD Text
- XM Ready
- DSO, EQ7
- 52W x 4 high power
- Aux Lite auxiliary input
- Drive-S
- 8fs, 1-bit D/A converter
- 45 degree install
- CD-R/RW playback
- SSIR-EXA tuner, Station Memo
- 18FM + 12AM memory presets
- Red key illumination
- Supplied wireless card remote (RM-X143A)
- Optional wireless rotary remote (RM-X6S)
- Optional wired rotary remote (RM-X4S)

Audio Power Specifications

POWER OUTPUT AND TOTAL HARMONIC DISTORTION

23.2 watts per channel minimum continuous average power into 4 ohms, 4 channels driven from 20 Hz to 20 kHz with no more than 5% total harmonic distortion

CD Player Section

Signal-to-noise ratio	120 dB
Frequency Response	10 - 20,000 Hz
Stereo Separation	85 dB
Total Harmonic Distortion	0.01%

Tuner Section

FM	
Tuning Range	87.5 - 107.9 MHz
Antenna Terminal	External antenna connector
Intermediate Frequency	10.7 MHz/450 kHz
Usable sensitivity	9 dBf
Selectivity	75 dB at 400 kHz
Signal-to-noise ratio	67 dB (stereo), 69 dB (mono)
Harmonic distortion at 1 kHz	0.5% (stereo), 0.3% (mono)
Separation	35 dB at 1 kHz
Frequency response	30 - 15,000 Hz

AM	
Tuning Range	530 - 1,710 kHz
Antenna Terminal	External antenna connector
Intermediate Frequency	10.7 MHz/450 kHz
Sensitivity	30 μ V


Power Amplifier Section

Outputs	Speaker outputs (sure seal connectors)
Speaker impedance	4 - 8 ohms
Maximum power output	52 W x 4 (at 4 ohms)

General

Preamp Output Level	4 Volts
Preamp Impedance	220 ohms
Outputs	Audio outputs (front, rear) Subwoofer output (mono) Power antenna relay control terminal Power amplifier control terminal
Inputs	Telephone ATT control terminal BUS control input terminal or AUX IN terminal BUS audio input terminal Remote controller input terminal Antenna input terminal
Tone controls	Bass: \pm 10 dB at 62 Hz Treble: \pm 10 dB at 16 kHz
Loudness	+8 dB at 100 Hz, +2 dB at 10 kHz
Power requirements	12 V DC car battery (negative ground)
Dimensions	Approx. 178 x 50 x 184 mm (7 1/16 x 2 x 7 1/4 in.) (w/h/d)
Mounting dimensions	Approx. 182 x 53 x 162 mm (7 1/4 x 2 1/8 x 6 3/8 in.) (w/h/d)
Mass	Approx. 1.7 kg (3 lb. 12 oz.)
Supplied accessories	Card remote commander (RM-X143A) Parts for installation and connections
Optional accessories	Rotary remote commander (RM-X4S) Rotary remote commander (RM-X6S)

Harness Plug Configuration



Plug shown with wires facing viewer

Pin Number	Wire Color	Description
1	White	Left front +
2	Green	Left rear +
3	Purple	Right rear +
4	Gray	Right front +
5	Blue/white	AMP Remote
6	Blue	ANT Remote
7	Red	Accessory
8	Black	Ground
9	White/black	Left front -
10	Green/black	Left rear -
11	Purple/black	Right rear -
12	Bray/black	Right front -
13	Sky blue	ATT
14		
15	Orange/white	Illumination
16	Yellow	Battery

Note

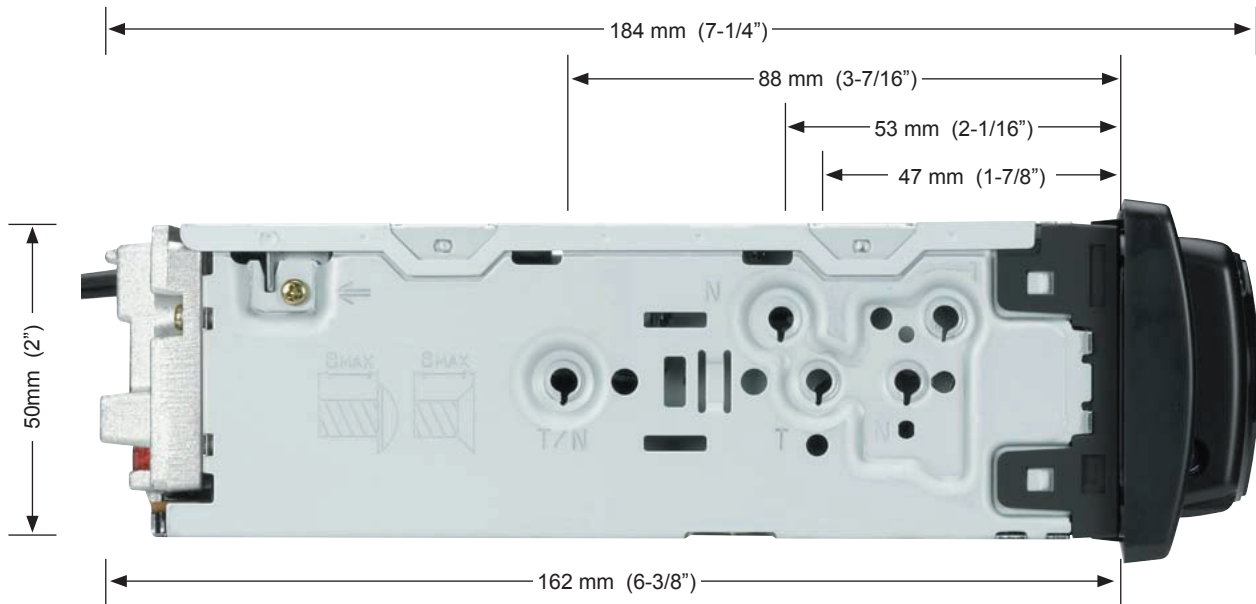

This unit cannot be connected to a digital preamplifier or an equalizer which is Sony BUS system compatible.

Design and Specifications subject to change without notice.

SONY®

**2004 SONY MOBILE
PRODUCT GUIDE**

**CDX-M8800
FM/AM Compact Disc Player**



Design and Specifications subject to change without notice.

SONY