

ITEM# \_\_\_\_\_

PROJECT \_\_\_\_\_

DATE \_\_\_\_\_

## Easy Clear® Quick Connect (EQ) 10" or 14" Systems



**Model EQ-11-TL & EQ-12-TL**  
Water Quality Systems

### Features

#### Quick Connect 10" (EQ-11-TL) & 14" (EQ-12-TL) Water Quality Systems

- Provides 4,800 gallons @ 1.5 gpm (10") or 12,600 gallons @ 1.67 gpm (14") for superior sediment, taste/odor and chlorine reduction.
- Can be mounted in any position; has quick change filter head for easy cartridge replacement.
- Auto shut-off.
- 5 micron graded density filtration for 10" and 1 micron graded density filtration for 14".
- Perfect for beverage systems with a medium sized brewer (up to 50 lbs. of coffee/week).
- Provides six months of scale reduction and protects equipment from corrosion.
- Designed for minimum purge after cartridge change.
- Single purpose cartridges also available for treatment of problems with taste and odor (T), lime scale (L), hardness (H) and sediment filtration (S).

For current specification sheets and other information, go to [www.bunn.com](http://www.bunn.com).

### Related Products



**Warranty:** BUNN warrants the Easy Clear® hardware (excluding cartridges) to be free from defects in materials and workmanship for 1 year from the date of installation. See service manual for complete warranty statement.

**EASY CLEAR®**

System Tested and Certified by NSF International against ANSI/NSF Standard 42 for the reduction of sediment, taste/odor, and chlorine.

**Gauge Kit for Quick Connect systems**  
Product No. : 30236.1000



Model	Agency Listing
EQ-11-TL	
EQ-12-TL	

**Model** **Product #** **Flow Rate & Capacity**

**Multipurpose Systems**

EQ-11-TL 30344.1001 1.5 gpm/4,800 gals.  
 EQ-12-TL 30345.1001 1.67 gpm/12,600 gals.

**10" Cartridges**

EQ-TL-1 (1) 30331.1001 1.5 gpm/4,800 gals.  
 Case (12) 30331.0001  
 EQ-T-1 (1) 30331.1002 1.5 gpm/4,800 gals.  
 Case (12) 30331.0002  
 EQ-L-1 (1) 30331.1003 .75 gpm/NA  
 Case (12) 30331.0003  
 EQ-H-1 (1) 30331.1004 .5 gpm/900 grains†  
 Case (12) 30331.0004

**14" Cartridges**

EQ-TL-2 (1) 30332.1001 1.67 gpm/12,600 gals.  
 Case (4) 30332.0001  
 EQ-T-2 (1) 30332.1002 1.67 gpm/12,600 gals.  
 Case (4) 30332.0002  
 EQ-H-2 (1) 30332.1004 .5 gpm/1350 grains†  
 Case (4) 30332.0004

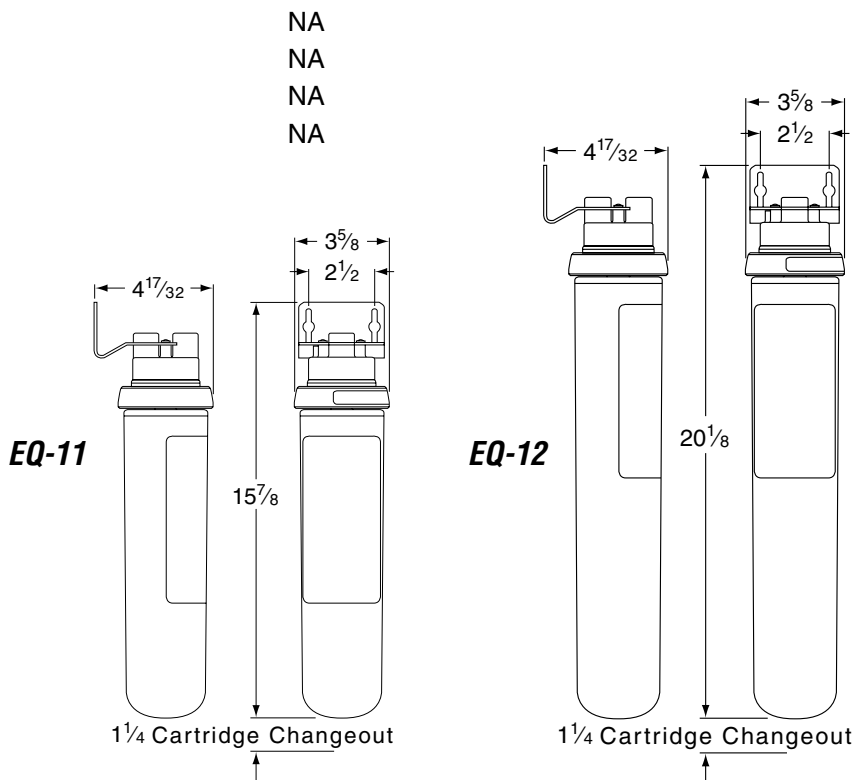
**Manifolds**

EQ-10 (1) 30321.1000 NA  
 EQ-21 (1) 30369.1000 NA  
 EQ-22 (1) 30325.1000 NA  
 EQ-32 (1) 30329.1000 NA

†To figure gallon capacity for an EQ-H-1 & 2 use the following formula: Grain capacity of cartridge ÷ water hardness (in grains) = gallons treated.

Note: EQ models includes inlet and outlet valves with 3/8" female pipe threading plus mounting bracket.

	Chlorine	Taste	Scale	Sediment	Softener
EQ-11-TL	•	•	•	•	
EQ-12-TL	•	•	•	•	
EQ-TL-1	•	•	•	•	
EQ-T-1	•	•		•	
EQ-L-1			•	•	
EQ-H-1			•	•	•
EQ-TL-2	•	•	•	•	
EQ-T-2	•	•		•	
EQ-H-2			•	•	•



Applications For EQ Systems	
<b>TL</b>	Sediment, Taste/Odor & Lime Scale
<b>T</b>	Taste & Odor (Carbon)
<b>L</b>	Lime Scale (Scale Inhibitor)
<b>H</b>	Hardness Treatment (Water Softener)
<b>S</b>	Sediment Filtration