

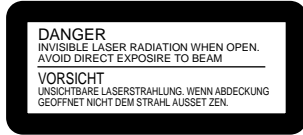
## WARNING

You are cautioned that any changes or modifications not expressly approved in this manual could void your authority to operate this equipment.  
To prevent fire or shock hazard, do not expose the unit to rain or moisture.  
To avoid electrical shock, do not open the cabinet. Refer servicing to qualified personnel only.

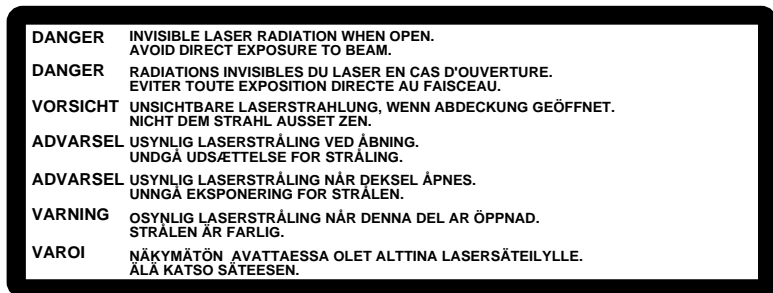
## CAUTION:

As the laser beam in this CRX175A1 is harmful to the eyes, do not attempt to disassemble the cabinet. Refer servicing to qualified personnel only.  
The use of optical instruments with this product will increase eye hazard.  
The use of controls or adjustments or performance of procedures other than those specified herein may result in hazardous radiation exposure.

This label is located on the drive unit's internal chassis.  
Dieses Etikett befindet sich auf dem inneren Chassis des Laufwerkes.

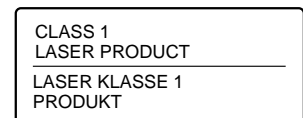


This label is located on the top of the drive unit enclosure.  
Dieses Etikett befindet sich am Boden des Laufwerksgehäuses.



This CD-RW drive unit is classified as a CLASS 1 LASER PRODUCT.  
The CLASS 1 LASER PRODUCT label is located at the top of the enclosure.

Bei diesem CD-RW-Laufwerk handelt es sich um ein Laser-Produkt der Klasse 1.  
Das Etikett mit der Aufschrift LASER KLASSE 1 PRODUKT befindet sich auf der Oberseite des Gehäuses.



LUOKAN 1 LASERLAITE

KLASS 1 LASER APPARAT

## FCC Compliance:

This equipment has been tested and found to comply with the limits for a Class B digital device, pursuant to Part 15 of the FCC Rules. These limits are designed to provide reasonable protection against harmful interference in a residential installation. This equipment generates, uses, and can radiate radio frequency energy and, if not installed and used in accordance with the instructions, may cause harmful interference to radio communications. However, there is no guarantee that interference will not occur in a particular installation. If this equipment does cause harmful interference to radio or television reception, which can be determined by turning the equipment off and on, the user is encouraged to try to correct the interference by one or more of the following measures:

- Reorient or relocate the receiving antenna.
- Increase the separation between the equipment and receiver.
- Connect the equipment into an outlet on a circuit different from that to which the receiver is connected.
- Consult the dealer or an experienced radio/TV technician for help.

## Note:

If you have any questions about this product, you may call the telephone number listed on the "Product and Support Information" page. The telephone number below is not for customer service but only for official purpose.

### Declaration of Conformity

Trade Name: SONY  
Model No.: CRX175A1  
Responsible Party: Sony Electronics Inc.  
Address: 680 Kinderkamack Road, Oradell, NJ 07649 USA  
Telephone No.: 201-930-6972

This device complies with Part 15 of the FCC Rules. Operation is subject to the following two conditions:

- (1) This device may not cause harmful interference, and
- (2) This device must accept any interference received, including interference that may cause undesired operation.

이 기기는 가정용으로 전자파 적합등록을 한 기기로서  
주거지역에서는 물론 모든 지역에서 사용할 수 있습니다.

## CE Sicherheitsbestimmungen

Diese Ausrüstung erfüllt die Europäischen EMC-Bestimmungen für die Verwendung in folgender / folgenden Umgebung(en):

- Wohngebieten
- Gewerbegebiete
- Leichtindustrialgebiete

(Diese Ausführung erfüllt die Bestimmungen der Norm EN55022, Klasse B.)

# CD-RW Drive

## User's Guide

## CRX175A1

© 2001 Sony Corporation

Printed in China

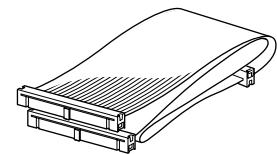
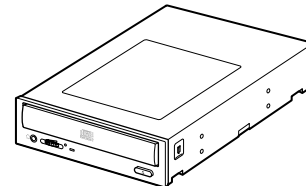
P/N: 7819900183

## Accessory List

Please verify that the package includes the following accessories with the CRX175A1 when unpacking.

If any of these items appears to be missing or damaged, please contact your supplier.

- CRX175A1 drive
- 40 pin ATAPI (IDE) flat cable



- Screws (x4)
- CRX175A1 User's Guide
- Quick Start Guide (for ATAPI (EIDE) Interface Drive)
- Software Quick Start Guide
- Software CD-ROM
- Warranty Card

### Note

To guard against possible loss or damage, be sure to make a backup copy of the provided software CD-ROM on a CD-R disc or other media. The software CD-ROM is not sold separately.

# Introduction

The CRX175A1 offers the following features.

- ❑ An internal CD-RW drive with ATAPI (EIDE) interface for PCs.
- ❑ Writes up to 24× speed on CD-R disc media.

- ❑ Writes up to 10× speed on CD-RW disc media.
- ❑ Reads CD-ROM discs at up to 40× speed.
- ❑ Buffer under-run error protection.

# System Requirements

The CRX175A1 can be used in systems with the following capabilities.

- ❑ CPU: Pentium 266 MHz or higher  
For stable writing performance at high speeds, the CPU speed should be considerably higher than the above minimum requirement. For writing at 24× speed, a Pentium II/400 MHz or higher is recommended.
- ❑ PC/AT-compatible PC
- ❑ Windows® 98 Second Edition (SE), Windows® 2000 or Windows® Milienium Edition (Me)
- ❑ At least 32 MB RAM (64 MB or higher recommended)
- ❑ At least 1 GB available hard disk space
- ❑ One available EIDE(ATAPI) interface connection (primary slave, or secondary master or slave) with DMA capability

- ❑ One empty 5-inch half-height drive bay
- ❑ One available internal +12 V/+5 V power connector
- ❑ In addition to the above requirements, the requirements of the writing software to be used must also be met.

### CAUTION

- The above system configuration is given as a minimum requirement for a system on which basic CD-RW writing performance can be obtained. In actual use, the requirements for the writing software also have to be taken into consideration. (Normally, these requirements will be higher than the above specifications.)
- The drive cannot be assured to operate properly if connected to an ATAPI interface adapter card (we cannot guarantee compatibility or offer user support).
- Writing speed may automatically be adjusted depending on the disc specified speed or disc conditions such as weight imbalance and eccentricity.
- 1× and 2× writing speed and discs are not supported.

# Product and Support Information

## Sony Global Sites Information

**Products purchased in USA:\***  
<http://www.sony.com/storagesupport>

**Products purchased in Canada:**  
<http://www.sony.ca/>

**Products purchased in Australia or New Zealand:**  
<http://www.sony.com.au>

**Products purchased in Europe:**  
<http://www.sony-cp.com/cd-rw>

**Product purchased in Hong Kong:\***  
<http://www.sony.com.hk/Electronics/cp>

**Product purchased in China:\***  
<http://www.sony.com.cn/Electronics/edmh>

**Product Purchase in Singapore:**  
<http://www.sony.com.sg/asianit/>

**Product purchased in Taiwan:\***  
<http://www.sony.com.tw/stwn/cpd/index.htm>

**Product purchased in Korea:\***  
<http://www.sony.co.kr/cp>

**Product purchased in Brazil:**  
<http://www.sonybrasil.com.br>

**Product purchased in Middle East & Gulf:**  
<http://www.sony-middleeast.com>

\* Local web sites for computer peripheral products

**About the Bundled Writing Software**  
Detailed information about the supplied writing software is available on the web sites of the software manufacturers and software distributors. (Accessible from the links in each software application)

## Technical Support

Please consult the above sources before calling with questions about using CRX175A1, or with technical questions about the drive or the supplied software. If using telephone or email support, please have the following information available:

- **Model number: CRX175A1**
- **Serial number**
- **Date and place of purchase**
- **Computer maker and model number**
- **Computer specifications (CPU speed, memory size, OS version, etc.)**
- **Writer software used (version, etc.)**

**Local technical support service is available in the following sales regions:**

**For product purchased in USA (Sony Electronics Inc):**  
Monday to Saturday 8:00 a.m. - 8:00 p.m. CT  
• Toll Free: 1-800-588-3847  
• Free telephone support is offered for 90 days from your first call.

**For product purchased in Canada (Sony of Canada Limited):**  
Monday to Friday 8:00 a.m. - 8:00 p.m. EST  
• Toll Free: 1-800-961-7669  
• E-mail Address: [it\\_help@sony.ca](mailto:it_help@sony.ca)

**For product purchased in Australia or New Zealand (Sony Australia Limited):**  
Monday to Friday 8:30 a.m. - 7:00 p.m. EST  
• Toll Free: 1300-13-7669  
• International: +61-2-9887-6666

**For product purchased in Europe (Sony UK Limited):**  
Monday - Friday 8:00 a.m. - 9:00 p.m.  
• Toll Free: 00800-CNCESONY (00800-26237669)  
• E-mail: [Helpdesk@SonyNordic.no](mailto:Helpdesk@SonyNordic.no) (For Nordic regions)  
• E-mail: [CNCE.SONY@suplie.com](mailto:CNCE.SONY@suplie.com) (For other European regions)

**For product purchased in Singapore (Sony Electronics Singapore Pte. Ltd):**  
Monday to Friday 9:00 a.m. - 5:00 p.m.  
• Storage Support Hotline (non Toll-Free): +65-3291715  
• E-mail Address: [EDMS.Support@ap.sony.com](mailto:EDMS.Support@ap.sony.com)

# Main Specifications

## Discs

### Compatible disc types

- CD-R
- CD-RW
- CD-ROM
- CD-ROM XA
- CD-DA
- CD Extra (CD+)
- Video CD
- CD TEXT
- Photo CD
- CD-I
- Audio Combined CD-ROM
- Disc diameter 12 cm  
8 cm (reading only)

## Writing Systems

- Track-at-once
- Disc-at-once
- Session-at-once
- Packet writing

## Drive

### Data transfer rate

Up to 6000 kbytes/sec (40× speed<sup>1)</sup>)

### Access time

Average random stroke 150 ms

<sup>1)</sup> Maximum data transfer rate depends on the capabilities of the host PC

## Operating/Storage Environment

### Operating temperature

5 to 40 °C

## Power and Miscellaneous

DC +5 V 2.0 A max.

DC +12 V 2.0 A max.

### Size

Approx. 145.8 × 41.3 × 195.0 mm (WHD)

### Weight

Approx. 1 kg (drive only)

## Interface

### Drive interface

ATAPI (EIDE) compliant

## Buffer capacity

2 MB

Please note that specifications and appearance may be subject to change without notice.

- Microsoft and Windows are registered trademarks of Microsoft Corporation.
- Other system and product names used herein are registered trademarks or trademarks of their respective manufacturers, although the ™ and ® marks are not used in the text.

## Please Record Responsibly

Before copying anything onto a CD-R or CD-RW disc, please be sure you are not violating copyright laws. Most software companies allow you to make a back-up or archive copy of software. Check your software's license agreement for specific details.

### English

Please refer to this manual together with the "ATAPI Interface Drive User's Guide" in the attached Software CD-ROM, which carries more detailed information.

### Français

Reportez-vous au présent manuel ainsi qu'aux documents intitulés "ATAPI Interface Drive Guide de l'utilisateur" contenu sur le CD-ROM accompagnant ce produit pour plus de détails.

### Deutsch

Einzelheiten entnehmen Sie bitte diesem Handbuch zusammen mit der "Betriebsanleitung für das ATAPI-Schnittstellenlaufwerk" auf der mitgelieferten CD-ROM, die zusätzliche Details enthält.

### Español

Consulte este manual junto con la "Guía del usuario de la unidad de interfaz ATAPI" del CD-ROM del software suministrado, que ofrece información más detallada.

### Italiano

Fare riferimento a questo manuale insieme a "Guida dell'utilizzatore dell'unità disco a interfaccia ATAPI" nel CD-ROM del software allegato, che contiene informazioni più dettagliate.

### Português

Consulte este manual junto com o "Guia do Utilizador do Drive de Interface ATAPI" no CD-ROM do Software em anexo, que traz informações mais detalhadas.

### Nederlands

Raadpleeg deze gebruiksaanwijzing samen met de "ATAPI station-interface gebruikershandleiding" op de bijgeleverde CD-ROM, die meer gedetailleerde informatie bevat.

### Svenska

Vi hänvisar till denna bruksanvisning tillsammans med "Användarguide för enhet med ATAPI gränssnitt" på den bifogade CD-ROM-skivan, som innehåller mer detaljerad information.

### 中文繁體

請參考本使用說明書及隨同軟體CD-ROM一起提供的載有更多資訊的 "ATAPI界面驅動器用戶指南"。

### 中文简体

请参考本使用说明书及随同软件CD-ROM一起提供的载有更多信息的 "ATAPI接口驱动器用户指南"。

### 한글

자세한 내용은 본 사용설명서와 함께 부속된 소프트웨어 CD-ROM의 "ATAPI 인터페이스 드라이브 사용자 가이드"도 참조하여 주십시오.