

4-Remote Recharge Station for Nintendo® Wii™



Please read this user's guide before using your new recharge station.

Package contents

- Recharge Station
- AC Adapter
- Battery Pack with Cover (4)
- User's Guide
- Quick Start

Features

- Fully charges in just 4 hours
- Up to 15 hours of play time per pack
- Indicator lights blue when battery packs are fully charged.

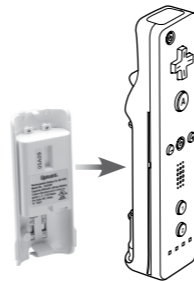


Protect the environment by recycling used electronics. Go to E-CyclingCentral.com to find an electronic recycling center near you.

① Insert rechargeable battery pack

Optional: Install rechargeable battery pack into your Wii™.


1. Remove the battery compartment cover and batteries from your original Wii™ remote.
2. Place your rechargeable battery pack into the Wii™ remote battery compartment. The battery pack fits only one way.



Insert battery pack directly into the charging dock.

OR


Insert Wii™ remotes with rechargeable battery pack installed.



LEDs show red when charging.
LEDs show blue when fully charged.

② Plug in AC Adapter

Connect the AC power adapter to the DC 5V INPUT jack and to an AC outlet.



Note: Each battery requires at least 4 hours to fully charge. Once charged, each battery pack provides up to 15 hours play time.

Lithium Battery Notes

Handling and Disposal

- Do not burn or bury batteries. Do not puncture or crush. Do not disassemble.
- Use only fresh batteries of the required size and recommended type.
- Do not use batteries of different types, capacities, or chemistry.
- Recycle lithium batteries. Do not dispose of in the trash.
- Remove the batteries if you do not plan to use the product for an extended time.
- Never allow loose cells to short circuit against battery tabs or other conductive items. Keep loose cells and battery packs out of reach of children.
- If the electrolyte in the cells should get on your skin, thoroughly wash with soap and water. If in the eyes, rinse thoroughly with cool water. Immediately seek medical attention.

Charging

- Only charge batteries using the Recharge Station.
- To prevent fire or shock hazard, do not expose this recharge station to rain or moisture.
- Charge batteries on a fireproof surface away from flammable items or liquids.
- Do not charge inside an automobile, especially while driving.
- Batteries should NEVER be left unattended while charging. Only adults should charge the batteries.
- Follow the manufacturer's instructions for charging the product and do not charge longer than recommended. Unplug the charger when the battery is charged.
- Do not attempt to charge or operate damaged products. Remove lithium batteries from damaged products.

- This recharge station should only be operated from the power source indicated in your user's guide. If you are not sure of the type of electrical supplied to your home, contact your local power company.
- Never push objects of any kind, other than authorized items, into the product as they may touch dangerous voltage points or short out parts that could result in fire or electrical shock.

Specifications

Lithium battery pack	550 mA
AC adapter cable length.....	3.93 ft (1.2 m)
Dimensions [WxDxH]	5.9 × 5.9 × 2.1 in (150 × 150 × 53 mm)
Weight	7.5 oz(213 g)

Specifications are subject to change and improvement without notice. Actual product may vary from the images found in this document. Wii™ remote is not included.

FCC Information

This equipment has been tested and found to comply with the limits for a Class B digital device, pursuant to Part 15 of the FCC Rules. These limits are designed to provide reasonable protection against harmful interference in a residential installation. This equipment generates, uses, and can radiate radio frequency energy and, if not installed and used in accordance with the instructions, may cause harmful interference to radio communications. However, there is no guarantee that interference will not occur in a particular installation. If this equipment does cause harmful interference to radio or television reception, which can be determined by turning the equipment off and on, the user is encouraged to try to correct the interference by one or more of the following measures:

- Reorient or relocate the receiving antenna.
- Increase the separation between the equipment and receiver.
- Connect the equipment into an outlet on a circuit different from that to which the receiver is connected.
- Consult the dealer or an experienced radio/TV technician for help.

If you cannot eliminate the interference, the FCC requires that you stop using your equipment. Changes or modifications not expressly approved by **Ignition L.P.** may cause interference and void the user's authority to operate the equipment.

This device complies with Part 15 of the FCC rules. Operation is subject to the following two conditions: (1) This device may not cause harmful interference, and (2) This device must accept any interference received, including interference that may cause undesired operation.

Limited Warranty

Ignition L.P. warrants this product against defects in materials and workmanship under normal use by the original purchaser for **ninety (90) days** after the date of purchase. IGNITION L.P. MAKES NO OTHER EXPRESS WARRANTIES.

This warranty does not cover: (a) damage or failure caused by or attributable to abuse, misuse, failure to follow instructions, improper installation or maintenance, alteration, accident, Acts of God (such as floods or lightning), or excess voltage or current; (b) improper or incorrectly performed repairs by persons who are not a Ignition L.P. Authorized Service Facility; (c) consumables such as fuses or batteries; (d) ordinary wear and tear or cosmetic damage; (e) transportation, shipping or insurance costs; (f) costs of product removal, installation, set-up service, adjustment or reinstallation; and (g) claims by persons other than the original purchaser.

Should a problem occur that is covered by this warranty, take the product and the sales receipt as proof of purchase date to the place of purchase. Ignition

L.P. will, at its option, unless otherwise provided by law: (a) repair the product without charge for parts and labor; (b) replace the product with the same or a comparable product; or (c) refund the purchase price. All replaced parts and products, and products on which a refund is made, become the property of Ignition L.P. New or reconditioned parts and products may be used in the performance of warranty service. Repaired or replaced parts and products are warranted for the remainder of the original warranty period. You will be charged for repair or replacement of the product made after the expiration of the warranty period.

IGNITION L.P. EXPRESSLY DISCLAIMS ALL WARRANTIES AND CONDITIONS NOT STATED IN THIS LIMITED WARRANTY. ANY IMPLIED WARRANTIES THAT MAY BE IMPOSED BY LAW, INCLUDING THE IMPLIED WARRANTY OF MERCHANTABILITY AND, IF APPLICABLE, THE IMPLIED WARRANTY OF FITNESS FOR A PARTICULAR PURPOSE, SHALL EXPIRE ON THE EXPIRATION OF THE STATED WARRANTY PERIOD.

EXCEPT AS DESCRIBED ABOVE, IGNITION L.P. SHALL HAVE NO LIABILITY OR RESPONSIBILITY TO THE PURCHASER OF THE PRODUCT OR ANY OTHER PERSON OR ENTITY WITH RESPECT TO ANY LIABILITY, LOSS OR DAMAGE CAUSED DIRECTLY OR INDIRECTLY BY USE OR PERFORMANCE OF THE PRODUCT OR ARISING OUT OF ANY BREACH OF THIS WARRANTY, INCLUDING, BUT NOT LIMITED TO, ANY DAMAGES RESULTING FROM INCONVENIENCE AND ANY LOSS OF TIME, DATA, PROPERTY, REVENUE, OR PROFIT AND ANY INDIRECT, SPECIAL, INCIDENTAL, OR CONSEQUENTIAL DAMAGES, EVEN IF IGNITION L.P. HAS BEEN ADVISED OF THE POSSIBILITY OF SUCH DAMAGES.

Some States do not allow limitations on how long an implied warranty lasts or the exclusion or limitation of incidental or consequential damages, so the above limitations or exclusions may not apply to you. This warranty gives you specific legal rights, and you may also have other rights which vary from State to State. You may contact Ignition L.P. at:

Ignition L.P., 3102 Maple Ave Suite 450, Dallas, TX 75201 02/09

For product support, call **1-866-315-0426**

© 2009. Ignition L.P. All rights reserved.
Gigaware is a trademark used by Ignition L.P.
Nintendo and Wii are either registered trademarks or trademarks of Nintendo of America, Inc. This product is not sponsored, endorsed or approved by Nintendo.