



**Alacritech® Scalable Networking Accelerator
Hardware Installation Guide (Copper)**

Preface

Disclaimer

The information in this document is subject to change without notice. Alacritech reserves the right to change any portion of these products for reasons such as improving performance or enhancing functionality. Alacritech assumes no liability arising out of the application or use of these products for anything other than its intended purpose.

Copyright

This document is copyrighted material. No part of this document may be copied by any means without the written permission of Alacritech, Inc.

This document describes the hardware installation of copper-based (RJ45) Accelerators from Alacritech, Inc. This document is the official reference source for all revisions/releases of these products until rescinded by an update.

Copyright © 2000-2007 Alacritech Inc. All rights reserved. Alacritech, the Alacritech logo, SLIC Technology, the SLIC Technology logo, and 'Accelerating Data Delivery' are trademarks and/or registered trademarks of Alacritech, Inc. All other marks are the property of their respective owners.

Patents

One or more U.S. and international patents apply to Alacritech products, including without limitation: U.S. Patent Nos. 6,226,680, 6,247,060, 6,334,153, 6,389,479, 6,393,487, 6,427,171, 6,427,173, 6,434,620, 6,470,415, 6,591,302, 6,658,480, 6,687,758, 6,697,868, 6,751,665, 6,757,746, 6,807,581, 6,938,092, 6,941,386, 6,965,941, 6,996,070, 7,042,898, 7,076,568, 7,089,326, 7,093,099, 7,124,205, 7,133,940, 7,167,926, 7,167,927, 7,174,393, 7,185,266, 7,191,241, 7,191,318.

Portions of the technology in Alacritech's acceleration products are used under license from Broadcom Corporation [and may be covered by one or more Broadcom U.S. Patents. Alacritech does not have a license under the Broadcom Licensed Patents to implement certain claimed functionality with hardware and software not provided by Alacritech. No license is granted under Broadcom's patents expressly, by implication, by exhaustion or otherwise, to use or sell the acceleration technology in combination with any non-licensed hardware or software that is specifically designed to practice the Broadcom Licensed Patents.

Organization of This Guide

This guide covers the installation for Alacritech® Scalable Networking Accelerators with copper-based (RJ45) connectors and contains the following sections:

Chapter 1 - Introduction, provides a general introduction to Alacritech Accelerators and the SLIC Technology® on which they are based.

Chapter 2 - Hardware Installation, includes the specifications for the hardware and the procedure required to install the hardware component.

Chapter 3 – Software Installation and Support, provides information on installing the software and receiving technical support.

Appendix A – Hardware Warranty and Information, provides the text of the Limited Lifetime Hardware Warranty for the hardware component. This section also includes instructions for returning a defective product, the text of the Limitation of Liability and Remedies statement, and Compliance and Conformity statements.

Table of Contents

1	Introduction	1-1
1.1	About this Guide	1-1
1.2	Description	1-2
1.3	Specifications	1-3
1.4	Accelerator Diagrams	1-4
2	Hardware Installation	2-1
2.1	Hardware Installation Overview	2-1
2.2	Installing the Low Profile Bracket (PCI and PCI-X Accelerators Only)	2-2
2.3	Hardware Installation	2-3
3	Software Installation and Support	3-1
3.1	Alacritech Automated Customer Support	3-1
3.2	Readme Files on Your Product CD-ROM	3-1
3.3	Installing the Accelerator Software	3-1
	Appendix A Hardware Warranty and Information	A-1
	Appendix B Environmental Notices	B-1

1 Introduction

1.1 About this Guide

This guide describes how to install Alacritech® Accelerators in standard PCI, PCI-X, and PCI Express based servers. The following products are covered by this document:

1000 Series:	2000 Series:	1800 Series	1500 Series
1000x1 Server and Storage Accelerator	SEN2002XT Accelerator	SEN1811XT Accelerator	SEN1511XT Accelerator
SES1001T iSCSI Accelerator	SEN2001XT Accelerator	SEN1812XT Accelerator	SEN1512XT Accelerator
	SEN2102ET Accelerator	SEN1822ET Accelerator	SEN1522ET Accelerator
	SEN2104ET Accelerator	SES1811XT iSCSI Accelerator	
	SES2002XT iSCSI Accelerator	SES1812XT iSCSI Accelerator	
	SES2001XT iSCSI Accelerator	SES1822ET iSCSI Accelerator	
	SES2102ET iSCSI Accelerator		
	SES2104ET iSCSI Accelerator		

1.2 Description

Alacritech 1000 and 2000 Series Accelerators are Gigabit Ethernet network interface cards that employ Alacritech's patented SLIC Technology architecture, a Dynamic TCP Offload™ methodology, which uses an innovative application-specific integrated circuit (ASIC) for protocol processing.

Products using SLIC Technology architecture increase server performance and efficiency in a number of ways:

- Protocol processing is offloaded onto the Accelerator, freeing the CPU for application processing and maximizing throughput.
- The Alacritech Internet Protocol Processor (IPP) programmable ASIC, optimized for protocol processing, delivers faster performance than general-purpose CPUs.

The SLIC Technology architecture eliminates the burden of protocol processing on the host CPU. By offloading protocol processing, Alacritech Accelerators free the system for application processing, boosting server and storage system performance.

1.3 Specifications

	PCI Based Accelerators	PCI-X Based Accelerators	PCIe Based Accelerators
Port Speeds	IEEE Auto Negotiation: 10/100/1000 or 20/200/2000 with full duplex	IEEE Auto Negotiation: 10/100/1000 or 20/200/2000 with full duplex	IEEE Auto Negotiation: 10/100/1000 or 20/200/2000 with full duplex
Connectors	RJ-45	RJ-45	RJ-45
Media	1000BaseT: Category 5 cable; 100BaseTX: Category 5 cable; 10BaseT: Category 3, 4, or 5 cable	1000BaseT: Category 5 cable; 100BaseTX: Category 5 cable; 10BaseT: Category 3, 4, or 5 cable	1000BaseT: Category 5 cable; 100BaseTX: Category 5 cable; 10BaseT: Category 3, 4, or 5 cable
Bus Type	64-bit bus master PCI v2.2, Universal Card Low profile enabled	133 MHz/64-bit bus master PCI-X 1.0a Universal Card Compatible with 32-bit PCI 2.2 Low profile enabled	x4 PCI Express 1.0a
Reliability	MTBF 250,000 hours	MTBF 250,000 hours	MTBF 250,000 hours
Power	1.5A @ 3.3V typical	3A @3.3V typical	Dual-Port: 1.5A @3.3V; 1.0A @12V Quad-Port: 2.0A @3.3V; 1.5A @12V
Safety	UL, UL/c, IEC60950	UL, UL/c, IEC60950	UL, UL/c, IEC60950
Environmental Factors	Operating temperature: 0 to 55° C Relative humidity: 5% to 85% non-condensing	Operating temperature: 0 to 55° C Relative humidity: 5% to 85%, non-condensing	Operating temperature: 0 to 55° C (Minimum Airflow: 150 LFM) Relative humidity: 5% to 85%, non-condensing
EMC Standards Compliance	ANSI/IEEE 802.3, 2000 Edition Ethernet. (1000BaseT, 100BaseTX, 10BaseT) FCC, CE, VCCI	ANSI/IEEE 802.3, 2000 Edition Ethernet. (1000BaseT, 100BaseTX, 10BaseT) FCC, CE, VCCI	ANSI/IEEE 802.3, 2000 Edition Ethernet. (1000BaseT, 100BaseTX, 10BaseT) FCC, CE, VCCI
Diagnostic LEDs	Link speed (10,100,1000), network activity and 3.3V detect	Link speed (10,100,1000) and Link/network activity	Link speed (10,100,1000) and Link/network activity

1.4 Accelerator Diagrams

Figure 1 contains a diagram of the LED locations and part of the PCI based Accelerator. LEDs show link, activity, and speed on the end bracket. The LED on the top of the card shows that the card is being supplied with 3.3V power. The card will not operate unless this LED is lit.

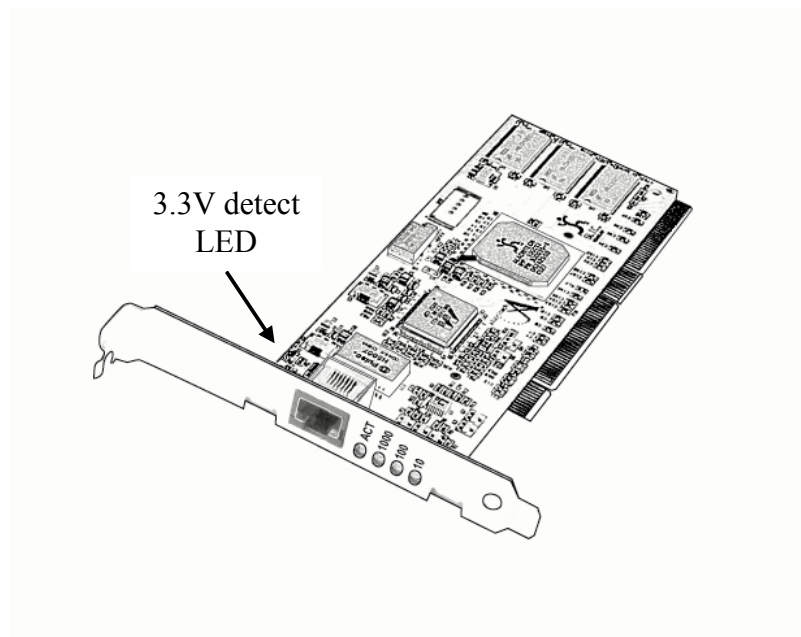


Figure 1: PCI Accelerators

Figure 2 shows PCI-X based Accelerators. LEDs show link status, activity and speed on the end bracket:




Figure 2: PCI-X Based Accelerators

Figure 3 shows PCIe based Accelerators. LEDs show link status, activity and speed on the end bracket:



Figure 3: PCIe Based Accelerators

2 Hardware Installation

2.1 Hardware Installation Overview

Alacritech Accelerators are designed for servers and storage systems on a Gigabit Ethernet network using TCP/IP. The system they are installed in must have the following features:

- Supported operating system (see readme on CD for latest OS support)
- One available bus-mastering PCI or PCI-X slot with 3.3 volt power supplied, or PCIe slot for PCIe based Accelerators
- CD-ROM or compatible drive or network CD drive for software installation

The network should have the following features:

- 1000Base-T Gigabit Ethernet or 100Base-TX Fast Ethernet using Category 5 cable with RJ-45 connectors; 10Base-T Ethernet using Category 3, 4, or 5 cables

2.2 Installing the Low Profile Bracket (PCI and PCI-X Accelerators Only)

The Accelerator includes a low profile bracket to facilitate installation in a low profile slot. To install an Accelerator in a low profile PCI slot, the bracket on the rear of the card will need to be changed with the included low profile bracket.

1. Remove the two 4-40 x 3/16 screws on the bottom side of the card.
2. Install the low profile PCI bracket, making sure that the mounting tabs are on the bottom side of the card and the screws secured from the component (top) side.

To convert an Accelerator from low profile to standard PCI, the bracket on the rear of the card will need to be changed to the original bracket.

1. Remove the two 4-40 x 3/16 screws from the topside of the card.
2. Install the standard PCI bracket, making sure that the mounting tabs are on the top (component) side of the card and the screws secured from the bottom side.

2.3 Hardware Installation

Note: Alacritech Accelerators use components that are sensitive to ESD. Proper ESD handling and storage should be followed.

Note: 1000, 2000, 1810, 1510 Series PCI and PCI-X based Accelerators are compatible with 32-bit and 64-bit PCI 2.2 slots or PCI 2.1 slots supplied with 3.3 volt power. When a 1000 series Accelerator is installed in a slot with the proper 3.3 volt supply, the LED on the top of the card adjacent to the mounting bracket will illuminate.

Turn off and unplug the computer. Failure to do so could endanger you, and may damage the accelerator or computer.

Remove the computer cover, and install the Accelerator in any available bus-mastering PCI or PCI-X slot. Use a 64-bit, 66 MHz PCI slot or 64-bit, 66/100/133MHz PCI-X slot to maximize system performance. Figure 4 shows a typical 64-bit, PCI or PCI-X slot, however, the documentation for your system and motherboard should be consulted to verify available PCI slots. Some PCI slots have fasteners, which must be secured in order for the accelerator to function correctly.

Replace the computer cover, turn on and boot the computer.

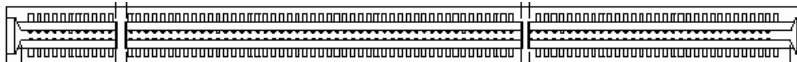


Figure 4: Typical 3.3V keyed 64-bit PCI or PCI-X bus slot

3 Software Installation and Support

3.1 Alacritech Automated Customer Support

You can reach Alacritech's automated support service 24 hours a day, every day. The service contains the most up-to-date information about Alacritech products. You can access the most current drivers, installation instructions, troubleshooting information, and general product information.

Support: <http://www.alacritech.com/html/techsupport.html>
Corporate: <http://www.alacritech.com>

3.2 Readme Files on Your Product CD-ROM

For a range of product information available, please read the readme.html file on the Alacritech Driver Installation CD. To view the files, go to the Alacritech Driver Installation CD and open the file with any web browser.

3.3 Installing the Accelerator Software

For information about installing driver software, open the **Users Guide.pdf** file in the **doc** directory on the Alacritech Driver Installation CD. The PDF files can be read using Acrobat® Reader software available from Adobe Systems Incorporated at <http://www.adobe.com>.

Appendix A Hardware Warranty and Information

LIMITED LIFETIME HARDWARE WARRANTY

Alacritech warrants to the original owner that the hardware product delivered in this package will be free from defects in material and workmanship. This warranty does not cover of the product if it is damaged in the process of being installed or improperly used.

THE ABOVE WARRANTY IS IN LIEU OF ANY OTHER WARRANTY, WHETHER EXPRESS, IMPLIED OR STATUTORY, INCLUDING BUT NOT LIMITED TO ANY WARRANTY OF NON-INFRINGEMENT OF INTELLECTUAL PROPERTY, MERCHANTABILITY, FITNESS FOR A PARTICULAR PURPOSE ARISING OUT OF ANY PROPOSAL, SPECIFICATION, OR SAMPLE.

This warranty does not cover replacement of accelerator products damaged by abuse, accident, misuse, neglect, normal wear and tear, alteration, repair, disaster, improper installation, or improper testing. If the accelerator product is found to be defective, Alacritech, at its option, will replace or repair the hardware product at no charge except as set forth below provided that you deliver the accelerator product along with a Return Material Authorization (RMA) number (see below), along with proof of purchase, either to the dealer from whom you purchased it or to Alacritech with an explanation of any deficiency.

With the same RMA procedure, at your option, Alacritech will refund your purchase price if the product is found to be defective and is returned within three months of the purchase date.

If you ship the accelerator product, you must assume the risk of damage or loss in transit. You must use the original container and pay the shipping charge.

Alacritech may replace or repair the accelerator product with either new or reconditioned parts, and any accelerator product, or part thereof replaced by Alacritech becomes Alacritech's property. Repaired or replaced accelerator products will be returned to you at the same revision level as received or higher, at Alacritech's option. Alacritech reserves the right to replace discontinued accelerator products with an equivalent current generation accelerator product.

Returning a Defective Product

Before returning any accelerator product, contact Alacritech Customer Support and obtain a Return Material Authorization (RMA) number by using the automated support service at <http://www.alacritech.com/html/techsupport.html>.

If the Customer Support Group verifies that the accelerator product is defective, they will have the RMA department issue you an RMA number to place on the outer package of the accelerator product. Alacritech cannot accept any product without an RMA number on the package.

Limitation of Liability and Remedies

ALACRITECH'S SOLE LIABILITY HEREUNDER SHALL BE LIMITED TO DIRECT, OBJECTIVELY MEASURABLE DAMAGES. IN NO EVENT SHALL ALACRITECH HAVE ANY LIABILITY FOR ANY INDIRECT OR SPECULATIVE DAMAGES (INCLUDING, WITHOUT LIMITING THE FOREGOING, CONSEQUENTIAL, INCIDENTAL, AND SPECIAL DAMAGES) INCLUDING, BUT NOT LIMITED TO, INFRINGEMENT OF INTELLECTUAL PROPERTY, REPRODUCTION COSTS, LOSS OF USE, BUSINESS INTERRUPTIONS, LOSS OF GOODWILL, AND LOSS OF PROFITS, WHETHER ANY SUCH DAMAGES ARISE OUT OF CONTRACT NEGLIGENCE, TORT, OR UNDER ANY WARRANTY, IRRESPECTIVE OF WHETHER ALACRITECH HAS ADVANCE NOTICE OF THE POSSIBILITY OF ANY SUCH DAMAGES.

NOTWITHSTANDING THE FOREGOING, ALACRITECH'S TOTAL LIABILITY FOR ALL CLAIMS UNDER THIS AGREEMENT SHALL NOT EXCEED THE PRICE PAID FOR THE PRODUCT. THESE LIMITATIONS ON POTENTIAL LIABILITIES WERE AN ESSENTIAL ELEMENT IN SETTING THE PRODUCT PRICE. ALACRITECH NEITHER ASSUMES NOR AUTHORIZES ANYONE TO ASSUME FOR IT ANY OTHER LIABILITIES.

Some states do not allow the exclusion or limitation of incidental or consequential damages, so the above limitations may not apply to you.

CRITICAL CONTROL APPLICATIONS: Alacritech specifically disclaims liability for use of the accelerator product in critical control applications (including, for example only, safety or health care control systems, nuclear energy control systems, or air or ground traffic control systems) by Licensee or Sublicensees, and such use is entirely at the user's risk. Licensee agrees to defend, indemnify, and hold Alacritech harmless from and against any and all claims arising out of use of the accelerator product in such applications by Licensee or Sublicensees.

SOFTWARE: Software provided with the accelerator product is not covered under the hardware warranty described above. See the applicable software license agreement that shipped with the accelerator product for details on any software warranty.

Appendix B Environmental Notices

FCC COMPLIANCE STATEMENT

We, Alacritech Inc., at
1995 N. 1st St
San Jose, CA 95112
(408) 287-9997

declare under our sole responsibility that the product(s):
100000, 100001, 100004, 100005, 100007, 100009, SEN1001T, SEN1001F, SES1001T,
SES1001F, SEA1001T, SEA1001F, SEN1511XT, SEN1512XT, SEN1522XT, SEN1811XT,
SEN1812XT, SEN1822XT, SEN2002XT, SEN2002XF, SEN2001XT, SEN2001XF,
SES1811XT, SES1812XT, SES1822XT, SES2002XT, SES2002XF, SES2001XT, SES2001XF,
SEA2002XT, SEA2002XF, SEA2001XT, SEA2001XF, SEN2104ET, SEN2104EF,
SEN2102ET, SEN2102EF, SES2104ET, SES2104EF, SES2102ET and SES2102EF Comply
with Part 15 of the FCC Rules. Operation is subject to the following two conditions: (1) This de-
vice may not cause harmful interference, and (2) this device must accept any interference re-
ceived, including interference that may cause undesired operation.

Note: This equipment has been tested and found to comply with the limits for a Class B digital
device. The device must however be listed as a Class A device because the support equip-
ment used during the testing of the product did not have an FCC DoC. As such, the following
FCC statement applies:

This equipment has been tested and found to comply with the limits for a Class A digital device,
pursuant to part 15 of the FCC Rules. These limits are designed to provide reasonable protec-
tion against harmful interference when the equipment is operated in a commercial environment.
This equipment generates, uses and can radiate radio frequency energy and, if not installed
and used in accordance with the instruction manual, may cause harmful interference to radio
communications. Operation of this equipment in a residential area is likely to cause harmful
interference in which case the user will be required to correct the interference at his own ex-
pense.

The user may find the following booklet prepared by the Federal Communications Commission
helpful:

The Interference Handbook

This booklet is available from the U.S. Government Printing Office, Washington, D.C. 20402.
Stock No. 004-000-00345-4.

NOTE: In order to maintain compliance with the limits of a Class B digital device, Alacritech
requires that you use network cables of a specific quality when connecting this device. For
100BASE-TX operation, your network cables must be Category 5, twisted pair wiring. For
10BASE-T operation, use Category 3, 4 or 5 twisted-pair wiring. If you use this adapter in a
residential environment, you must use Category 5 cables.

Changes or modifications not expressly approved by Alacritech could void the user's authority
to operate this equipment.

VCCI Declaration of Conformity

The 100000, 100001, 100004, 100005, 100007, 100009, SEN1001T, SEN1001F, SES1001T,
SES1001F, SEA1001T, SEA1001F, SEN1511XT, SEN1512XT, SEN1522XT, SEN1811XT,
SEN1812XT, SEN1822XT, SEN2002XT, SEN2002XF, SEN2001XT, SEN2001XF,
SES1811XT, SES1812XT, SES1822XT, SES2002XT, SES2002XF, SES2001XT, SES2001XF,
SEA2002XT, SEA2002XF, SEA2001XT, SEA2001XF, SEN2104ET, SEN2104EF,
SEN2102ET, SEN2102EF, SES2104ET, SES2104EF, SES2102ET and SES2102EF are Class
B products based on the standard of the Voluntary Control Council For Interference by Informa-

tion Technology Equipment (VCCI). If this is used near a radio or television receiver in a domestic environment, it may cause radio interference. Install and use the equipment according to the instruction manual.

この装置は、情報処理装置等電波障害自主規制協議会（VCCI）の基準に基づくクラスB情報技術装置です。この装置は、家庭環境で使用することを目的としていますが、この装置がラジオやテレビジョン受信機に近接して使用されると、受信障害を引き起こすことがあります。
取扱説明書に従って正しい取り扱いをして下さい。

EN Declaration of Conformity

The 100000, 100001, 100004, 100005, 100007, 100009, SEN1001T, SEN1001F, SES1001T, SES1001F, SEA1001T, SEA1001F, SEN1511XT, SEN1512XT, SEN1522XT, SEN1811XT, SEN1812XT, SEN1822XT, SEN2002XT, SEN2002XF, SEN2001XT, SEN2001XF, SES1811XT, SES1812XT, SES1822XT, SES2002XT, SES2002XF, SES2001XT, SES2001XF, SEA2002XT, SEA2002XF, SEA2001XT, SEA2001XF, SEN2104ET, SEN2104EF, SEN2102ET, SEN2102EF, SES2104ET, SES2104EF, SES2102ET and SES2102EF have been tested in accordance with the application of Council Directive 89/336/EEC, Article 4a. Conformity is declared by the application of EN55022 Class B (CISPR 22), EN55024, and EN60950.

Compliance to class B may be dependent upon the use of shielded data cables depending upon the host hardware.

EU-RoHS Declaration of Conformity

Alacritech 1500, 1800, 2000 and 2100 product families are compliant with the European Parliament RoHS Directive 2002/95/EC the Council of 27 January 2003 on the restriction of certain hazardous substances in electrical and electronic equipment. The following table is provided regarding the names and concentration levels of Hazardous Substances

Name of the Component	Hazardous/Toxic Substance/Elements					
	Lead (PB)	Mercury (Hg)	Cadmium (CD)	Hexavalent Chromium (CR6+)	Polybrominated Biphenyl (PBB)	Polybrominated Diphenyl Ether (PBDE)
Printed Circuit Boards	X	O	O	O	O	O
Software / Documentation CDs	O	O	O	O	O	O
Mechanical brackets, Screws	O	O	O	O	O	O

- X represents that the concentration of a hazardous substance within one or more homogeneous materials of such component exists and that the substance is allowed through one or more exemptions associated with Storage and Networking products as listed within the Annex.
- O represents that no such substances are used or that the concentration is within the aforementioned limits.

Alacritech believes the information in this publication is accurate as of its publication date. The information is subject to change without notice.

THE INFORMATION IN THIS PUBLICATION IS PROVIDED "AS IS." ALACRITECH INC. MAKES NO REPRESENTATIONS OR WARRANTIES OF ANY KIND WITH RESPECT TO THE INFORMATION IN THIS PUBLICATION, AND SPECIFICALLY DISCLAIMS IMPLIED WARRANTIES OF MERCHANTABILITY OR FITNESS FOR A PARTICULAR PURPOSE.

C-ROHS HS/TS Substance Concentration Chart

Information on HS/TS Substances according to Chinese Standards

In accordance with China's Administrative Measures on the Control of Pollution Caused by Electronic Information Products (EIP) # 39, also known as China RoHS, the following information is provided regarding the names and concentration levels of Toxic Substances (TS) or Hazardous Substances (HS) which may be contained in Alacritech Inc. products relative to the EIP standards set by China's Ministry of Information Industry (MII).

Name of the Component	Hazardous/Toxic Substance/Elements					
	Lead (PB)	Mercury (Hg)	Cadmium (CD)	Hexavalent Chromium (CR6+)	Polybrominated Biphenyl (PBB)	Polybrominated Diphenyl Ether (PBDE)
Printed Circuit Boards	X	O	O	O	O	O
Software / Documentation CDs	O	O	O	O	O	O
Mechanical brackets, Screws	O	O	O	O	O	O

- X represents that the concentration of such hazardous/toxic substance in all the units of homogeneous material of such component is higher than the SJ/Txxx-2006 Requirements for Concentration Limits.
- O represents that no such substances are used or that the concentration is within the aforementioned limits.

Alacritech believes the information in this publication is accurate as of its publication date. The information is subject to change without notice.

THE INFORMATION IN THIS PUBLICATION IS PROVIDED "AS IS." ALACRITECH INC. MAKES NO REPRESENTATIONS OR WARRANTIES OF ANY KIND WITH RESPECT TO THE INFORMATION IN THIS PUBLICATION, AND SPECIFICALLY DISCLAIMS IMPLIED WARRANTIES OF MERCHANTABILITY OR FITNESS FOR A PARTICULAR PURPOSE.

C-ROHS 有害(HS)/有毒 (TS) 物質濃度圖表

根據中國標準的有害 (HS)/有毒 (TS) 物質相關資訊

根據中國《電子資訊產品 (EIP) 污染控制管理辦法》第 39 號，（也稱為中國RoHS）的規定，以下提供了 Alacritech Inc. 產品中可能包含之有毒物質 (TS) 和有害物質 (HS) 的名稱和濃度等相關資訊，參照標準為中國資訊產業部 (MIIT) 規定的 EIP 標準。

成分名稱	有害/有毒物質/元素					
	鉛 (PB)	汞 (Hg)	鎘 (CD)	六價鉻(CR 6+)	多溴聯苯 (PBB)	多溴聯苯醚(PB DE)
印刷電路板	X	O	O	O	O	O
軟體/文件 CD	O	O	O	O	O	O
機械托架、螺釘	O	O	O	O	O	O

X 代表在此類成分中，所有均質材料單位所含的此類有害/有毒物質的濃度均高於 SJ/Txxx-2006 的濃度限制要求。

O 代表沒有使用此類物質，或此類物質的濃度在上述限制範圍內。

© 2007 Alacritech Inc. 版權所有。保留所有權利。

Alacritech

相信，本公告所含之資訊在其公佈日期前準確無誤。本資訊可能變更，恕不另行通知。

本公告所含資訊是按「原樣」提供。ALACRITECH INC.

不會就本公告所含之資訊做任何保證或聲明，並明確聲明不承擔適銷性或特定用途適用性的默示擔保責任