

RANGE COMPOSITION

A range of wall-mounted hoods used for snack applications and on the N700 and N900 Series cooking units. Their particular profile and the limited installation height makes them suitable for use in places with low ceilings. The range consists of hoods with 8 different lengths (1200, 1600, 2000, 2400, 2800, 3200, 3600 and 4000 mm) and a depth of 1100 mm.



MASTER - MV line - 1100 mm

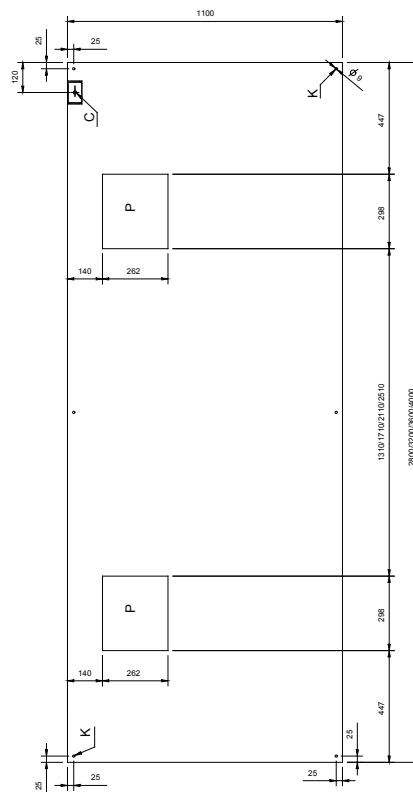
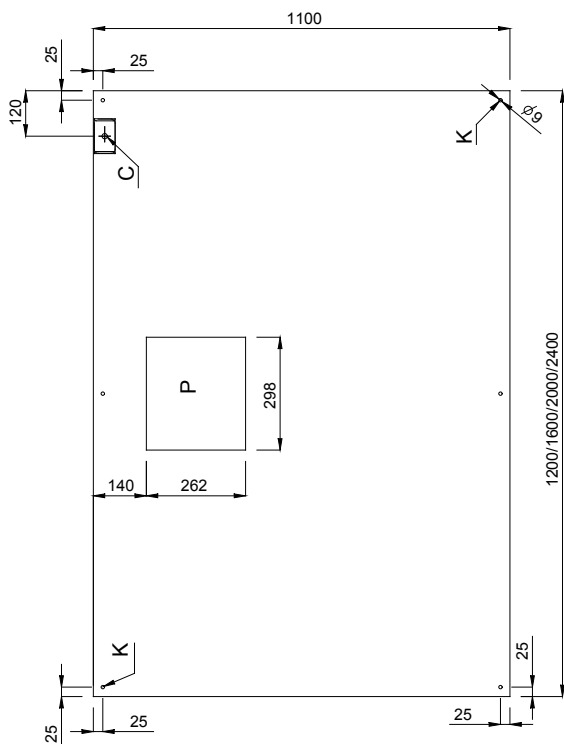
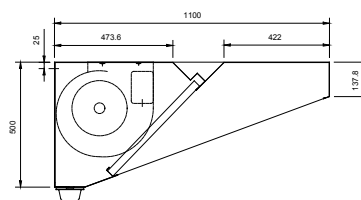
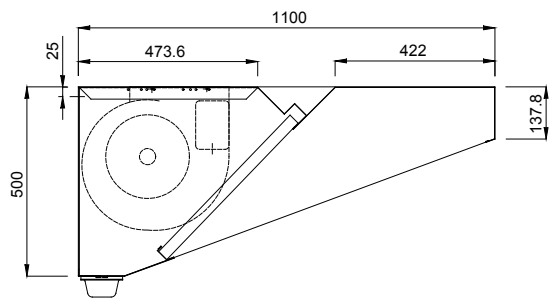
430 AISI WALL TYPE HOODS **ZANUSSI** PROFESSIONAL

FUNCTIONAL AND CONSTRUCTION FEATURES

- ◆ Constructed entirely in 430 AISI stainless steel.
- ◆ Labyrinth filters in 430 AISI stainless steel easily removable for cleaning. Labyrinth filters guarantee constant filtration to avoid clogging and protect against fire.

- ◆ Powerful internal fan(s) 550 W.
- ◆ Back drain pipe with drain hole to transfer grease into a 304 AISI container.
- ◆ External panels with upturned edges to avoid injuries.
- ◆ Blind panels in 304 AISI stainless steel for a correct exhaustion.
- ◆ The outlet holes are sized in order to minimize drops in pressure.
- ◆ Pressure gauging for perfect calibration.
- ◆ Condensate collection tray in 304 AISI stainless steel.
- ◆ Eyebolts and screw anchors for ceiling installation.
- ◆ Prearranged for installation of lighting.

TECHNICAL DATA								
CHARACTERISTICS	MODELS							
	MPV1112BT 642121	MPV1116BT 642122	MPV1120BT 642123	MPV1124BT 642124	MPV1128BT 642125	MPV1132BT 642126	MPV1136BT 642127	MPV1140BT 642128
External dimensions - mm								
width	1200	1600	2000	2400	2800	3200	3600	4000
depth	1100	1100	1100	1100	1100	1100	1100	1100
height	500	500	500	500	500	500	500	500
Air Capacity - mc/h	3800	3800	3800	3800	7600	7600	7600	7600
Built-in fan - power W	550	550	550	550	550	550	550	550
Power - kW								
installed-electric	0.55	0.55	0.55	0.55	1.1	1.1	1.1	1.1
Net weight - kg.	35	41	48	56	72	82	87	93
Supply voltage	220/240 V, 1N, 50/60	220/240 V, 1N, 50/60	220/240 V, 1N, 50/60	220/240 V, 1N, 50/60	220/240 V, 1N, 50/60	220/240 V, 1N, 50/60	220/240 V, 1N, 50/60	220/240 V, 1N, 50/60
INCLUDED ACCESSORIES								
304 S/S BLIND PANEL 400X500H MM	1	1	1	1			1	1
430 S/S LABYRINTH FILTER H=500 MM	2	2	4	4	5	6	6	7



LEGEND

	MPV1112BT 642121	MPV1116BT 642122	MPV1120BT 642123	MPV1124BT 642124	MPV1128BT 642125	MPV1132BT 642126	MPV1136BT 642127	MPV1140BT 642128
I - Electrical connection	220/240 V, 1N, 50/60	220/240 V, 1N, 50/60	220/240 V, 1N, 50/60	220/240 V, 1N, 50/60	220/240 V, 1N, 50/60	220/240 V, 1N, 50/60	220/240 V, 1N, 50/60	220/240 V, 1N, 50/60



OPTIONAL ACCESSORIES

ACCESSORIES	MODELS							
	MPV1112BT 642121	MPV1116BT 642122	MPV1120BT 642123	MPV1124BT 642124	MPV1128BT 642125	MPV1132BT 642126	MPV1136BT 642127	MPV1140BT 642128
27-WATT LIGHTING FIXTURE W/1 LAMP-IP 65	680804		680804	680804			680804	680804
36-WATT LIGHTING FIXTURE W/1 LAMP-IP 65		680805			680805	680805	680805	680805
DRAIN FOR HOODS DIAM. 1/2"(M) WITH PLUG	640409	640409	640409	640409	640409	640409	640409	640409
SPEED VARIATOR FOR MOTORS UP TO 1.17 KW	640076	640076	640076	640076				
SPEED VARIATOR FOR MOTORS UP TO 1.7 KW					640686	640686	640686	640686



www.zanussiprofessional.com