

## RANGE COMPOSITION

A range of central hoods used for snack applications and on the N700 and N900 Series cooking units. Their particular profile and the limited installation height makes them suitable for use in places with low ceilings. The range consists of hoods with 6 different lengths (2000, 2400, 2800, 3200, 3600 and 4000 mm) and a depth of 2000 mm.



# MASTER - MV line - 2000 mm

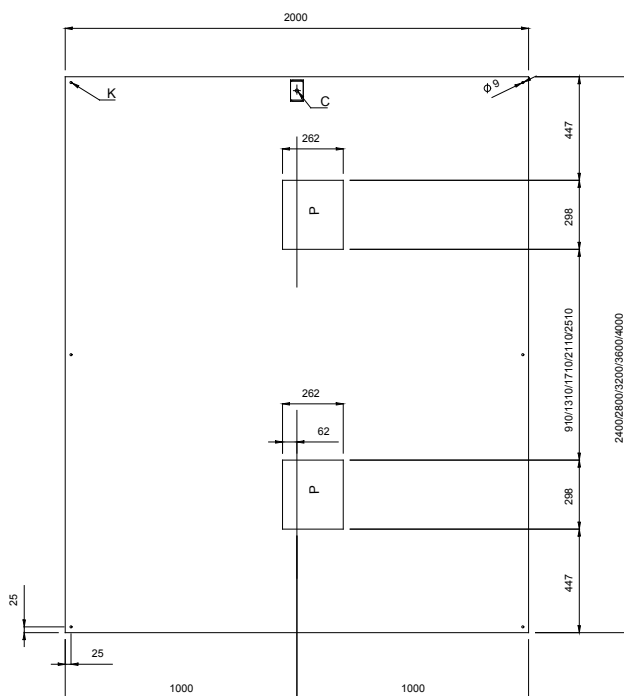
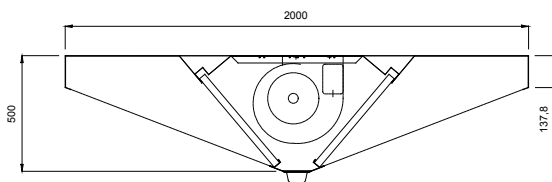
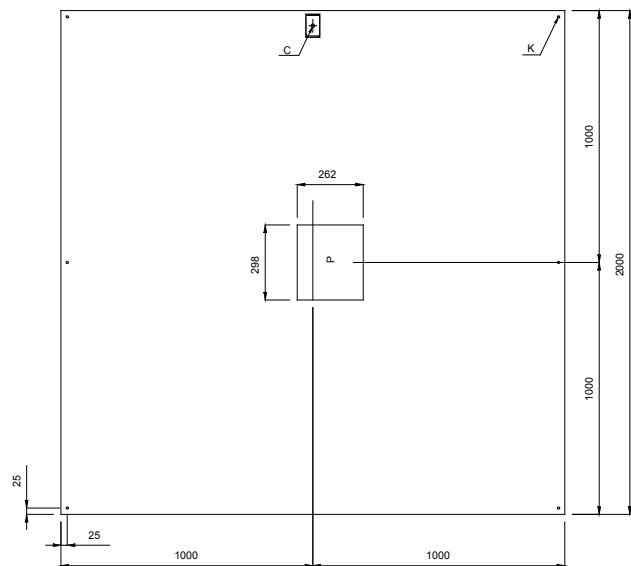
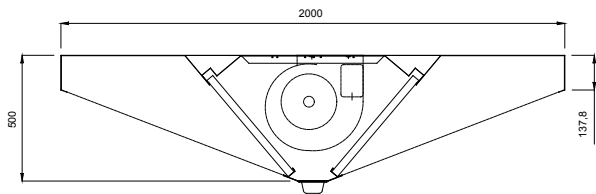
## 304 AISI CENTRAL TYPE HOODS **ZANUSSI** PROFESSIONAL

### FUNCTIONAL AND CONSTRUCTION FEATURES

- ◆ Constructed entirely in 304 AISI stainless steel.
- ◆ Labyrinth filters in 304 AISI stainless steel easily removable for cleaning. Labyrinth filters guarantee constant filtration to avoid clogging and protect against fire.

- ◆ Powerful internal fan(s) 550 W.
- ◆ Central drain pipe with drain hole to transfer grease into a 304 AISI container.
- ◆ External panels with upturned edges to avoid injuries.
- ◆ Blind panels in 304 AISI stainless steel for a correct exhaustion.
- ◆ The outlet holes are sized in order to minimize drops in pressure.
- ◆ Pressure gauging for perfect calibration.
- ◆ Condensate collection tray in 304 AISI stainless steel.
- ◆ Eyebolts and screw anchors for ceiling installation.
- ◆ Prearranged for installation of lighting.

TECHNICAL DATA						
CHARACTERISTICS	MODELS					
	MCV2020DT 642319	MCV2024DT 642320	MCV2028DT 642321	MCV2032DT 642322	MCV2036DT 642155	MCV2040DT 642156
External dimensions - mm						
width	2000	2400	2800	3200	3600	4000
depth	2000	2000	2000	2000	2000	2000
height	500	500	500	500	500	500
Air Capacity - mc/h	7600	7600	7600	7600	7600	7600
Built-in fan - power W	550	550	550	550	550	550
Power - kW						
installed-electric	1.1	1.1	1.1	1.1	1.1	1.1
Net weight - kg.	71	80	89	98	107	116
Supply voltage	220/240 V, 1N, 50/60	220/240 V, 1N, 50/60	220/240 V, 1N, 50/60	220/240 V, 1N, 50/60	220/240 V, 1N, 50/60	220/240 V, 1N, 50/60
<b>INCLUDED ACCESSORIES</b>						
304 S/S BLIND PANEL 400X500H MM					2	2
304 S/S LABYRINTH FILTER H=500 MM	6	8	10	12	12	14



**LEGEND**

	MCV2020DT 642319	MCV2024DT 642320	MCV2028DT 642321	MCV2032DT 642322	MCV2036DT 642155	MCV2040DT 642156
I - Electrical connection	220/240 V, 1N, 50/60	220/240 V, 1N, 50/60	220/240 V, 1N, 50/60	220/240 V, 1N, 50/60	220/240 V, 1N, 50/60	220/240 V, 1N, 50/60



**OPTIONAL ACCESSORIES**

ACCESSORIES	MODELS					
	MCV2020DT 642319	MCV2024DT 642320	MCV2028DT 642321	MCV2032DT 642322	MCV2036DT 642155	MCV2040DT 642156
27-WATT LIGHTING FIXTURE W/1 LAMP-IP 65	680804	680804			680804	680804
36-WATT LIGHTING FIXTURE W/1 LAMP-IP 65			680805	680805	680805	680805
DRAIN FOR HOODS DIAM.1/2"(M) WITH PLUG	640409	640409	640409	640409	640409	640409
SPEED VARIATOR FOR MOTORS UP TO 1.7 KW	640686	640686	640686	640686	640686	640686



www.zanussiprofessional.com