

RANGE COMPOSITION

A range of central hoods with characteristic square shape that goes well with technological hoods, as well as offering sturdiness. This shape allows the container to hold fumes before making them flow to the filters. The range consists of hoods with 8 different lengths (1200, 1600, 2000, 2400, 2800, 3200, 3600 and 4000 mm) and 1400 mm deep.



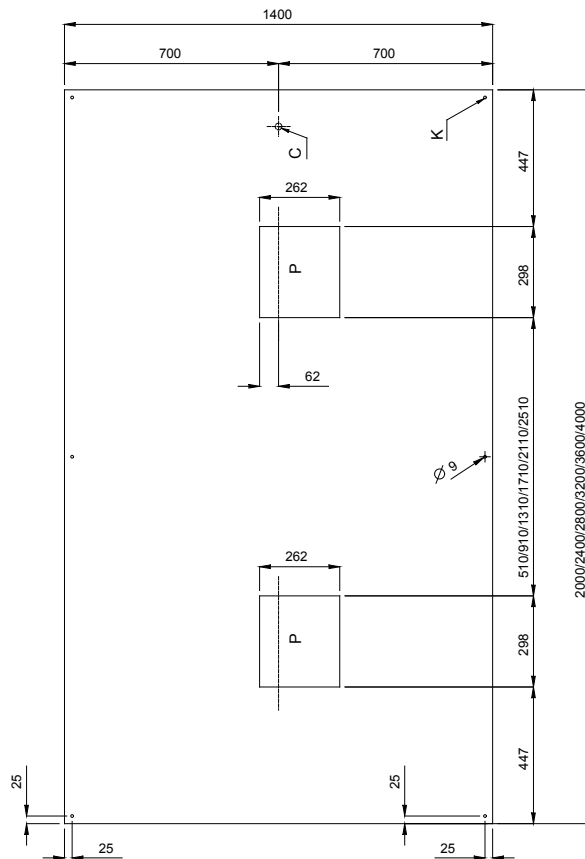
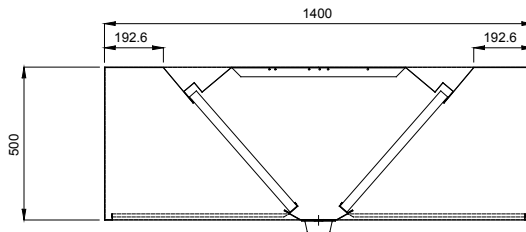
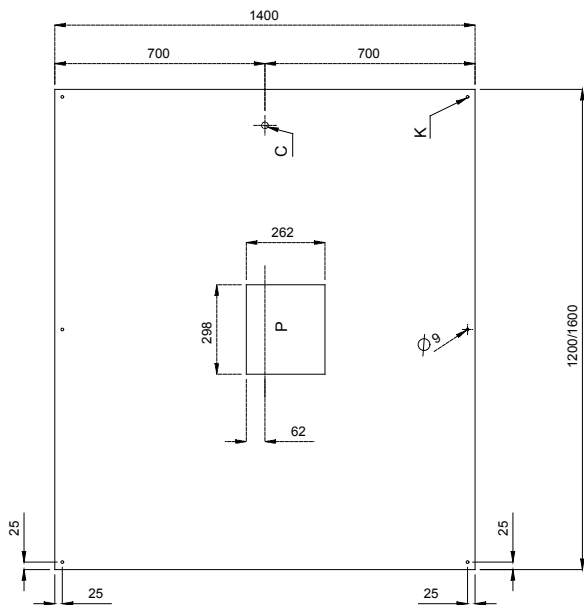
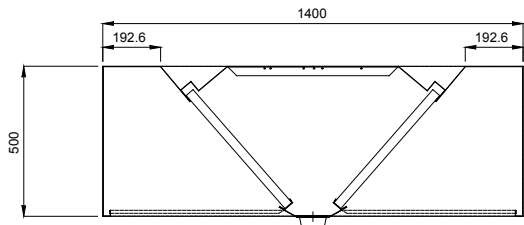
EXPORT - E line - 1400 mm

304 AISI CENTRAL TYPE HOODS **ZANUSSI** PROFESSIONAL

FUNCTIONAL AND CONSTRUCTION FEATURES

- ◆ Constructed entirely in 304 AISI stainless steel.
- ◆ Labyrinth filters in 304 AISI stainless steel easily removable for cleaning. Labyrinth filters guarantee constant filtration to avoid clogging and protect against fire.
- ◆ Perimetral gutter with drain hole to transfer grease into a 304 AISI container.
- ◆ External panels with upturned edges to avoid injuries.
- ◆ Blind panels in 304 AISI stainless steel for a correct exhaustion.
- ◆ The outlet holes are sized in order to minimize drops in pressure.
- ◆ Pressure gauging for perfect calibration.
- ◆ Condensate collection tray in 304 AISI stainless steel.
- ◆ Eyebolts and screw anchors for ceiling installation.
- ◆ Prearranged for installation of lighting.

TECHNICAL DATA								
CHARACTERISTICS	MODELS							
	EC1412T 642030	EC1416T 642031	EC1420T 642032	EC1424T 642033	EC1428T 642012	EC1432T 642034	EC1436T 642035	EC1440T 642036
External dimensions - mm								
width	1200	1600	2000	2400	2800	3200	3600	4000
depth	1400	1400	1400	1400	1400	1400	1600	1400
height	500	500	500	500	500	500	500	500
Air Capacity - mc/h	2200	2800	3500	4200	4900	5600	6400	7000
Net weight - kg.	41	49	57	74	82	90	97	105
INCLUDED ACCESSORIES								
304 S/S BLIND PANEL 400X500H MM	2	2	2			1	2	2
304 S/S LABYRINTH FILTER H=500 MM	4	4	8	8	10	12	12	14



OPTIONAL ACCESSORIES								
ACCESSORIES	MODELS							
	EC1412T 642030	EC1416T 642031	EC1420T 642032	EC1424T 642033	EC1428T 642012	EC1432T 642034	EC1436T 642035	EC1440T 642036
27-WATT LIGHTING FIXTURE W/1 LAMP-IP 65	680804		680804	680804			680804	680804
36-WATT LIGHTING FIXTURE W/1 LAMP-IP 65		680805			680805	680805		
DRAIN FOR HOODS DIAM.1/2"(M) WITH PLUG	640409	640409	640409	640409	640409	640409	640409	640409
FAN FOR VENTIL HOODS+DUCTED EXTRACT.UNIT	640748	640748	640748	640748	640748	640748	640748	640748
SPEED VARIATOR FOR MOTORS UP TO 1.17 KW	640076	640076						
SPEED VARIATOR FOR MOTORS UP TO 1.7 KW			640686	640686	640686	640686	640686	640686



www.zanussiprofessional.com