

## RANGE COMPOSITION

A range of wall-mounted hoods guaranteeing a rational and versatile solution to extraction problems over most cooking appliances. The sloped front gives them a neat appearance while taking up less space, making them particularly suitable for small kitchens. The range consists of hoods with 8 different lengths (1200, 1600, 2000, 2400, 2800, 3200, 3600 and 4000 mm) and 1100 mm deep.



## BLOCK - B line - 1100 mm

### 304 AISI WALL TYPE HOODS **ZANUSSI** PROFESSIONAL

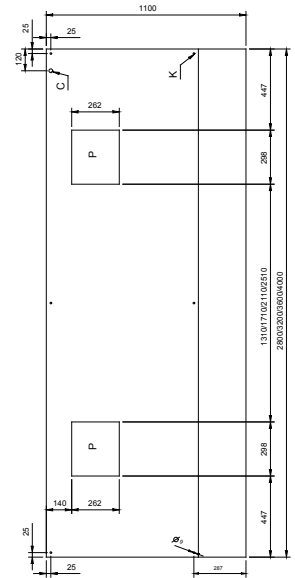
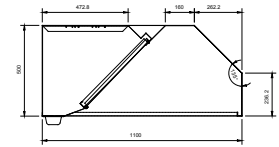
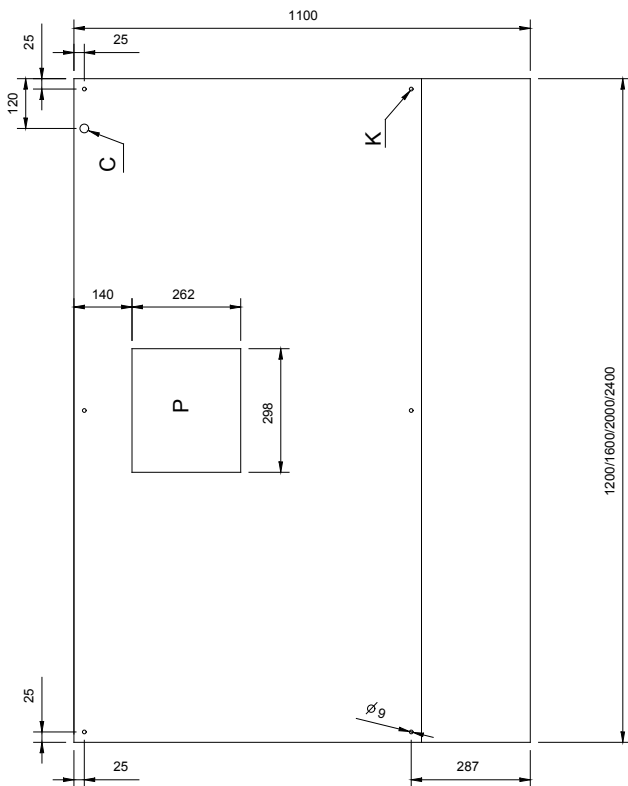
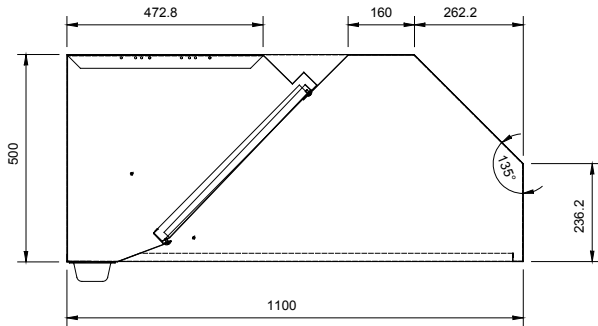
#### FUNCTIONAL AND CONSTRUCTION FEATURES

- ◆ Constructed entirely in 304 AISI stainless steel.
- ◆ Labyrinth filters in 304 AISI stainless steel easily removable for cleaning. Labyrinth filters guarantee constant filtration to avoid clogging and protect against fire.

- ◆ Perimetral gutter with drain hole to transfer grease into a 304 AISI container.
- ◆ External panels with upturned edges to avoid injuries.
- ◆ Blind panels in 304 AISI stainless steel for a correct exhaustion.
- ◆ The outlet holes are sized in order to minimize drops in pressure.

- ◆ Pressure gauging for perfect calibration.
- ◆ Condensate collection tray in 304 AISI stainless steel.
- ◆ Eyebolts and screw anchors for ceiling installation.
- ◆ Prearranged for installation of lighting.

TECHNICAL DATA								
CHARACTERISTICS	MODELS							
	BP1112DT 642330	BP1116DT 642331	BP1120DT 642332	BP1124DT 642333	BP1128DT 642334	BP1132DT 642335	BP1136DT 642336	BP1140DT 642337
External dimensions - mm								
width	1200	1600	2000	2400	2800	3200	3600	4000
External dimensions - inch								
depth	43 5/16"	43 5/16"	43 5/16"	43 5/16"	43 5/16"	43 5/16"	43 5/16"	43 5/16"
External dimensions - mm								
depth	1100	1100	1100	1100	1100	1100	1100	1100
height	500	500	500	500	500	500	500	500
Air Capacity - mc/h	1500	2000	2500	3000	3400	3900	4400	4900
Net weight - kg.	27	33	40	48	54	61	67	75
<b>INCLUDED ACCESSORIES</b>								
304 S/S BLIND PANEL 400X500H MM	1	1	1	1			1	1
304 S/S LABYRINTH FILTER H=500 MM	2	2	4	4	5	6	6	7



www.zanussiprofessional.com

OPTIONAL ACCESSORIES	MODELS							
	BP1112DT 642330	BP1116DT 642331	BP1120DT 642332	BP1124DT 642333	BP1128DT 642334	BP1132DT 642335	BP1136DT 642336	BP1140DT 642337
27-WATT LIGHTING FIXTURE W/1 LAMP-IP 65	680804		680804	680804			680804	680804
36-WATT LIGHTING FIXTURE W/1 LAMP-IP 65		680805			680805	680805	680805	680805
DRAIN FOR HOODS DIAM.1/2"(M) WITH PLUG	640409	640409	640409	640409	640409	640409	640409	640409
FAN FOR VENTIL HOODS+DUCTED EXTRACT UNIT	640748	640748	640748	640748	640748	640748	640748	640748
SPEED VARIATOR FOR MOTORS UP TO 1.17 KW	640076	640076	640076	640076				
SPEED VARIATOR FOR MOTORS UP TO 1.7 KW					640686	640686	640686	640686