

RANGE COMPOSITION

A range of central hoods guaranteeing a rational and versatile solution to extraction problems over most cooking appliances. The sloped front gives them a neat appearance while taking up less space, making them particularly suitable for small kitchens. The range consists of hoods with 7 different lengths (1600, 2000, 2400, 2800, 3200, 3600 and 4000 mm) and 1800 mm deep.



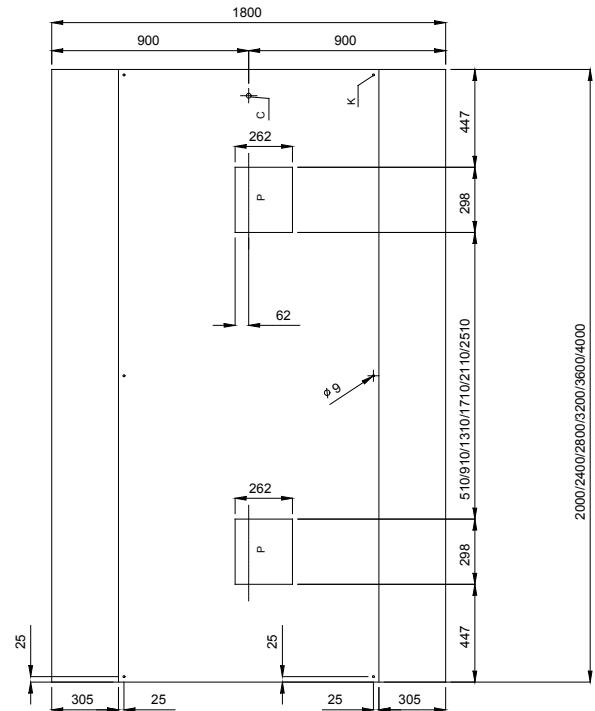
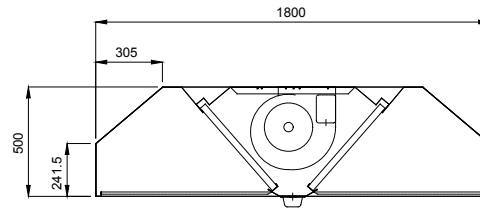
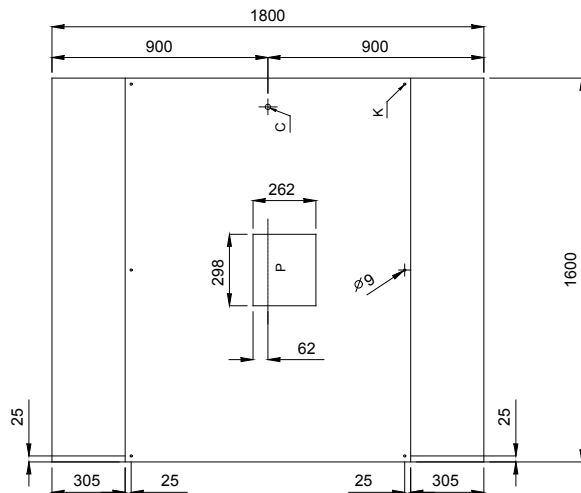
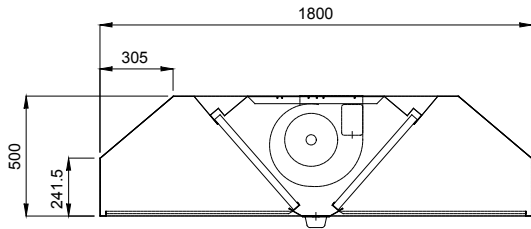
BLOCK - BV line - 1800 mm

430 AISI CENTRAL TYPE HOODS **ZANUSSI** PROFESSIONAL

FUNCTIONAL AND CONSTRUCTION FEATURES

- ◆ Constructed entirely in 430 AISI stainless steel.
- ◆ Labyrinth filters in 430 AISI stainless steel easily removable for cleaning. Labyrinth filters guarantee constant filtration to avoid clogging and protect against fire.
- ◆ Powerful internal fan(s) 550 W.
- ◆ Lead hole for electric cable on top.
- ◆ Perimetral gutter with drain hole to transfer grease into a 304 AISI container.
- ◆ External panels with upturned edges to avoid injuries.
- ◆ Blind panels in 304 AISI stainless steel for a correct exhaustion.
- ◆ The outlet holes are sized in order to minimize drops in pressure.
- ◆ Pressure gauging for perfect calibration.
- ◆ Condensate collection tray in 304 AISI stainless steel.
- ◆ Eyebolts and screw anchors for ceiling installation.
- ◆ Prearranged for installation of lighting.

TECHNICAL DATA							
CHARACTERISTICS	MODELS						
	BCV1816BT 642221	BCV1820BT 642222	BCV1824BT 642223	BCV1828BT 642224	BCV1832BT 642225	BCV1836BT 642226	BCV1840BT 642227
External dimensions - mm							
width	1600	2000	2400	2800	3200	3600	4000
depth	1800	1800	1800	1800	1800	1800	1800
height	500	500	500	500	500	500	500
Air Capacity - mc/h	3800	7600	7600	7600	7600	7600	7600
Net weight - kg.	57	76	84	82	102	111	120
INCLUDED ACCESSORIES							
304 S/S BLIND PANEL 400X500H MM	2	2				2	2
430 S/S LABYRINTH FILTER H=500 MM	4	8	8	10	12	12	14



LEGEND

	BCV1816BT 642221	BCV1820BT 642222	BCV1824BT 642223	BCV1828BT 642224	BCV1832BT 642225	BCV1836BT 642226	BCV1840BT 642227
I - Electrical connection	220/240 V, 1N, 50/60	220/240 V, 1N, 50/60	220/240 V, 1N, 50/60	220/240 V, 1N, 50/60	220/240 V, 1N, 50/60	220/240 V, 1N, 50/60	220/240 V, 1N, 50/60

OPTIONAL ACCESSORIES

ACCESSORIES	MODELS						
	BCV1816BT 642221	BCV1820BT 642222	BCV1824BT 642223	BCV1828BT 642224	BCV1832BT 642225	BCV1836BT 642226	BCV1840BT 642227
27-WATT LIGHTING FIXTURE W/1 LAMP-IP 65		680804	680804			680804	680804
36-WATT LIGHTING FIXTURE W/1 LAMP-IP 65	680805			680805	680805	680805	680805
DRAIN FOR HOODS DIAM. 1/2"(M) WITH PLUG	640409	640409	640409	640409	640409	640409	640409
SPEED VARIATOR FOR MOTORS UP TO 1.17 KW	640076						
SPEED VARIATOR FOR MOTORS UP TO 1.7 KW		640686	640686	640686	640686	640686	640686


www.zanussiprofessional.com