

RANGE COMPOSITION

A range of central hoods guaranteeing a rational and versatile solution to extraction problems over most cooking appliances. The sloped front gives them a neat appearance while taking up less space, making them particularly suitable for small kitchens. The range consists of hoods with 8 different lengths (1200, 1600, 2000, 2400, 2800, 3200, 3600 and 4000 mm) and 1400 mm deep.



BLOCK - B line - 1400 mm

304 AISI CENTRAL TYPE HOODS **ZANUSSI** PROFESSIONAL

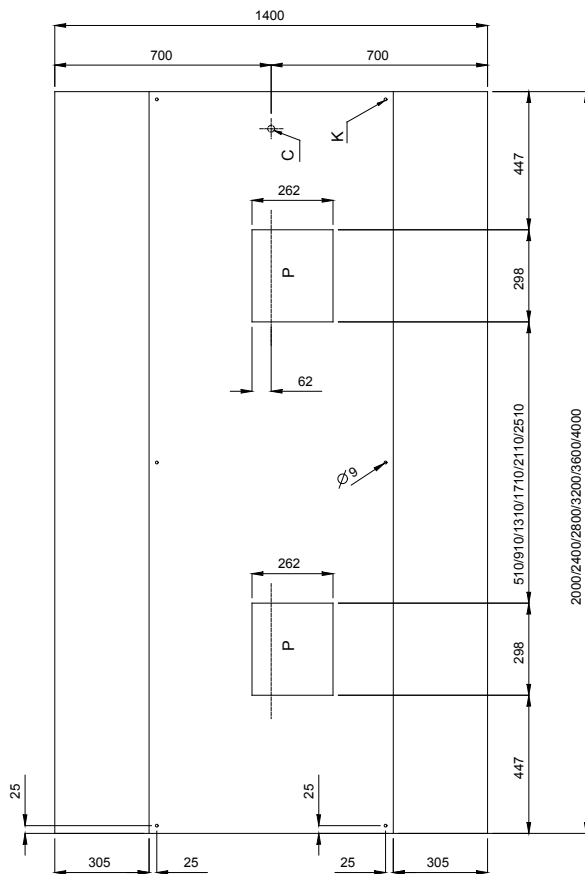
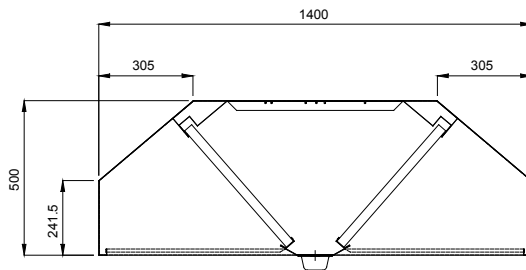
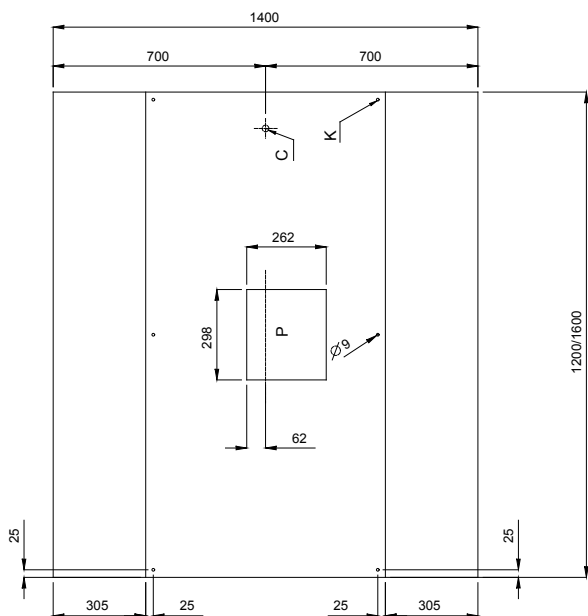
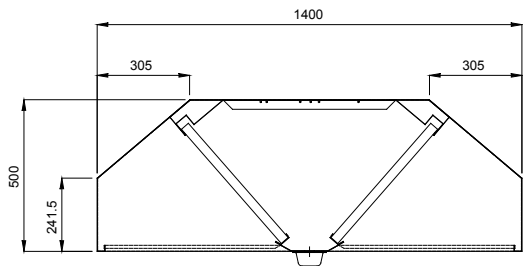
FUNCTIONAL AND CONSTRUCTION FEATURES

- ◆ Constructed entirely in 304 AISI stainless steel.
- ◆ Labyrinth filters in 304 AISI stainless steel easily removable for cleaning. Labyrinth filters guarantee constant filtration to avoid clogging and protect against fire.

- ◆ Perimetral gutter with drain hole to transfer grease into a 304 AISI container.
- ◆ External panels with upturned edges to avoid injuries.
- ◆ Blind panels in 304 AISI stainless steel for a correct exhaustion.
- ◆ The outlet holes are sized in order to minimize drops in pressure.

- ◆ Pressure gauging for perfect calibration.
- ◆ Condensate collection tray in 304 AISI stainless steel.
- ◆ Eyebolts and screw anchors for ceiling installation.
- ◆ Prearranged for installation of lighting.

TECHNICAL DATA								
CHARACTERISTICS	MODELS							
	BC1412DT 642345	BC1416DT 642346	BC1420DT 642347	BC1424DT 642348	BC1428DT 642349	BC1432DT 642350	BC1436DT 642351	BC1440DT 642352
External dimensions - mm								
width	1200	1600	2000	2400	2800	3200	3600	4000
depth	1400	1400	1400	1400	1400	1400	1400	1400
height	500	500	500	500	500	500	500	500
Air Capacity - mc/h	2200	2800	3500	4200	4900	5600	6400	7000
Net weight - kg.	50	58	60	79	87	94	103	110
INCLUDED ACCESSORIES								
304 S/S BLIND PANEL 400X500H MM	2	2	2				2	2
304 S/S LABYRINTH FILTER H=500 MM	4	4	8	8	10	12	12	14



OPTIONAL ACCESSORIES								
ACCESSORIES	MODELS							
	BC1412DT 642345	BC1416DT 642346	BC1420DT 642347	BC1424DT 642348	BC1428DT 642349	BC1432DT 642350	BC1436DT 642351	BC1440DT 642352
27-WATT LIGHTING FIXTURE W/1 LAMP-IP 65	680804		680804	680804			680804	680804
36-WATT LIGHTING FIXTURE W/1 LAMP-IP 65		680805			680805	680805	680805	680805
DRAIN FOR HOODS DIAM.1/2"(M) WITH PLUG	640409	640409	640409	640409	640409	640409	640409	640409
FAN FOR VENTIL HOODS+DUCTED EXTRACT UNIT	640748	640748	640748	640748	640748	640748	640748	640748
SPEED VARIATOR FOR MOTORS UP TO 1.17 KW	640076	640076						
SPEED VARIATOR FOR MOTORS UP TO 1.7 KW			640686	640686	640686	640686	640686	640686



www.zanussiprofessional.com