

Before using this system, please be sure to read, understand, and follow the instruction of this manual.

iRiver™

SV-i700



h2o audio™

www.h2oaudio.com

Copyright Notice:

This owner's manual is copyrighted, all rights reserved. It may not, in whole or in part, be copied, photocopied, reproduced, translated, or formed into any electronic format without prior consent in writing from H2O Audio. iRiver is a registered trademark of iRiver America. Patents 6396769, 6614722, Others Pending.

1

Introduction

The H2O Audio SV system enables you to listen to digital audio while active in watersports to a depth of **10 feet (3m)**. It utilizes the latest iRiver iFP-700 Series Flash player technology capable of playing both MP3 and WMA files.

HOUSING: The housing features a simple and secure locking mechanism to keep the unit waterproof during operation. The H2O Audio SV housing allows for functional control of the iRiver iFP-700 Series MP3 Players while submerged in an aqueous environment.

NOTE: The MP3 player is NOT waterproof without the H2O Audio and NOT covered under this product warranty.

SPEAKERS: The speaker set is specially designed with clips for attachment around the ears and neck straps. The cable is removable for users who wish to be able to use other standard headphones with 3.5mm male connectors.

NOTE: Using this system with any other headphone will not be waterproof.

Leak Test

Before utilizing the system for the first time, it is highly recommended to perform a 'Leak Test'. Follow the instructions below, but **DO NOT INSTALL THE MP3 PLAYER INSIDE THE HOUSING FOR THE LEAK TEST:**

1. Visually inspect the main housing seal by opening the unit. Verify the seal is seated as intended and the T-Seal is clean of any artifacts, then close and lock the housing using the latch.
2. Immerse the housing, without the MP3 player, in water.
3. Manipulate the controls at various depths.
4. Remove from the water, dry the exterior, and visual inspect inside the housing for any sign of leaks.
5. Only after a successful Leak Test, install the MP3 player in the housing.

2

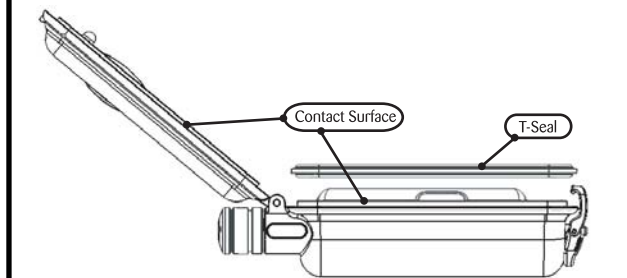
T-Seal Preparation

This product uses a high grade "T" seal.
DO NOT USE SILICONE GREASE as this will damage the seal.

Always check the T-Seal for hair, sand, lint, or other debris and wipe clean as necessary before closing the lid. Be careful not to stretch the T-Seal. If the T-Seal is cut or cracked it must be removed and replaced with a new T-Seal.

If you have to replace the T-Seal, visually inspect the groove in the lid and the contact surface for hair, sand, lint, or other debris and wipe clean as necessary. Also, check the contact surfaces for scratches, blemishes, or other imperfections. If the contact surface is damaged, do not use the housing. It is very possible the housing will flood and damage the electronics. Contact H2O Audio Customer Support for advice.

CAUTION: Never use a sharp or metal object to remove T-Seals as they damage the T-Seal or the T-Seal groove contact surface. If you must install the T-Seal make sure that it is seated uniformly, with no twists or loose areas. Be careful not to stretch the T-Seal unnecessarily.



3

General Storage Procedures

For long-term storage, remove T-Seal and store out of direct sunlight. If the T-Seal will not be used for a long period of time, remove it from the housing and store in a plastic bag out of direct sunlight. If the T-Seal is stored in a dry environment for a long period of time, it will develop cracks and become unusable.

CAUTION: The life of a T-Seal is typically one (1) year. Contact H2O Audio for spare T-Seals or a maintenance kit. Always remember to reinstall the T-Seal before next use. Do not expose the housing to extreme heat, such as the inside of a hot car, or in hot direct sunlight, such as a beach, or boat deck. Doing so may cause damage and subsequent flooding.

CAUTION: Do not store housing in following environments:

- * Solvents or other chemical fumes
- * High humidity
- * High Ozone
- * Extreme temperature fluctuations

Storage in such conditions may lead to housing damage and leakage.

Rinse the EXTERIOR of the system in fresh water after EACH use:

1. Make sure the housing is sealed and closed
2. Soak in clean fresh water for 30 minutes.
3. Rinse the entire system with freshwater
4. Then completely dry the entire exterior of the system using a clean soft cloth.

Strong detergents, soaps, and chemicals **MUST NEVER** be used to clean the system. If you must use soap, it should be a very diluted.

4

General Use Notice

READ THIS MANUAL CAREFULLY. IF YOU HAVE ANY QUESTIONS PLEASE CONTACT H2O AUDIO CUSTOMER SUPPORT PRIOR TO USE.

IMPROPER USE OF THIS SYSTEM MAY CAUSE THE USER TO MAKE MISTAKES OR DECISIONS THAT MAY LEAD TO SERIOUS INJURY OR DEATH.

IMPORTANT WARNING AND DISCLOSURE:

THOSE USERS THAT ELECT TO UTILIZE THIS SYSTEM AT, OR NEAR, THE WATER'S SURFACE, MUST MAINTAIN SAFETY AWARENESS OF MOVING WATER CRAFTS.

ALWAYS MAKE SURE TO HAVE THE MP3 PLAYER VOLUME TURNED TO ZERO AND THE SPEAKERS AWAY FROM THE EARS WHEN TURNING ON THE H2O AUDIO SV UNIT. IF THE VOLUME LEVEL IS NOT ZERO WHEN THE H2O AUDIO SV IS TURNED ON, IT MAY CAUSE EAR INJURY DUE TO A SUDDEN BURST OF VOLUME. THE VOLUME SHOULD BE SLOWLY INCREASED WITH AN AUDIO FILE PLAYING TO SET THE SPEAKER VOLUME TO COMFORTABLE OUTPUT LEVELS PRIOR TO POSITIONING THE SPEAKERS NEXT TO THE EARS.

DO NOT USE THE HEADPHONES WHILE DRIVING, CYCLING, OR OPERATING ANY MOTORIZED VEHICLE. IT MAY CREATE A TRAFFIC HAZARD AND IS ILLEGAL IN SOME AREAS. IT CAN ALSO BE POTENTIALLY DANGEROUS TO PLAY YOUR HEADSETS AT HIGH VOLUME WHILE WALKING, ESPECIALLY AT PEDESTRIAN CROSSINGS. YOU SHOULD EXERCISE EXTREME CAUTION OR DISCONTINUE USE IN POTENTIALLY HAZARDOUS SITUATIONS.

AVOID USING HEADPHONES AT HIGH VOLUME. HEARING EXPERTS ADVISE AGAINST CONTINUOUSLY LOUD AND EXTENDED PLAY. IF YOU EXPERIENCE RINGING IN YOUR EARS, REDUCE VOLUME OR DISCONTINUE USE.

THE MANUFACTURER DOES NOT WARRANT AND WILL NOT BE HELD RESPONSIBLE IN ANY WAY FOR DAMAGES OR LOSS OF DATA, INCLUDING LOSS OF DATA STORED IN THIS DEVICE, RESULTING FROM AN EXCESSIVE IMPACT, THUNDER, OR AN ELECTRICITY FAILURE, OR WATER DAMAGE. YOU WILL BE RESPONSIBLE FOR SAFE GUARDING ALL DATA STORED ON THIS DEVICE.

5

Warranty Coverage

H2O Audio guarantees, to the original purchaser only, that the equipment purchased (EXCLUDING THE MP3 PLAYER) is free of defects in material and/or under normal recreational use for a period of one year (1) from date of consumer purchase from an Authorized Dealer; provided that proper care and maintenance have been performed as prescribed by the owner's guide included with the equipment. Should this product prove to be defective for any reason (other than those listed as limitations below) the product will be serviced or replaced at H2O Audio's sole discretion at no charge (excluding shipping and handling). This warranty shall be void if the registration is not completed and sent to H2O Audio Customer Services within 30 days of purchase. This warranty shall be void if the equipment has been tampered with by anyone not Authorized by to perform service. The warranty is non-transferable and extends to the original purchaser only and is valid only if the equipment was purchased from an Authorized dealer. Warranty does not extend to cover damage from accident, abuse, tampering, lack of maintenance, theft, or loss. Service or modifications by anyone other than an Authorized H2O Audio agent will void the warranty. H2O Audio will not be responsible for recovery or replacement of the product in the event of loss or theft. H2O Audio, its Authorized International Distributors, and Authorized Dealers make no other warranties, either express or implied or orally, or in writing, with respect to any other warranty coverage except those expressly stated within the preceding paragraphs. H2O Audio will not be held responsible for any agreements orally or in writing with the exception of those expressly included in this warranty statement. The warranty registration card and the terms contained herein supersede all statements contained in any and all owner's guides, instruction cards, or other equipment literature or catalogs. In no event will H2O Audio, its Authorized International Distributors, and Authorized Dealers be held responsible or liable for any personal injuries resulting from the use of the covered equipment, or for any other damages, whether direct, indirect, incidental, or consequential; even if H2O Audio has been advised of such damages. **Warranty does not extend to any damages that may occur to the MP3 players or loss of any data.**

Returning for Service

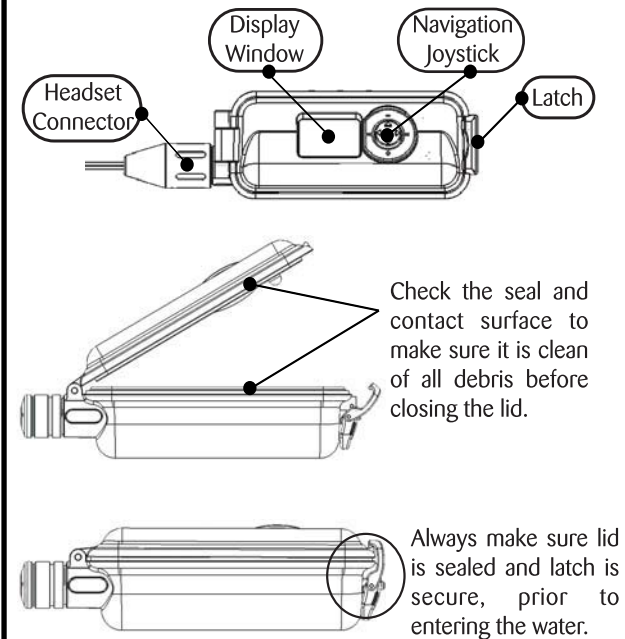
Prior to any return, a Return Authorization (RA) number must be attained. Proof of purchase from an Authorized Dealer will be required. Contact H2O Audio Customer Support to attain an RA number and shipping instructions. A copy of the original sales receipt and a copy of the owner's portion of the warranty card must accompany all correspondence regarding the equipment covered by this warranty agreement or in direct reference to this warranty.

Customer Support is available Monday to Friday 9AM to 5PM PST.

Website: <http://www.h2oaudio.com>
Phone: 800-708-6080 or 858-623-0339
Fax: 800-870-5486 or 858-225-0815
Email: support@h2oaudio.com

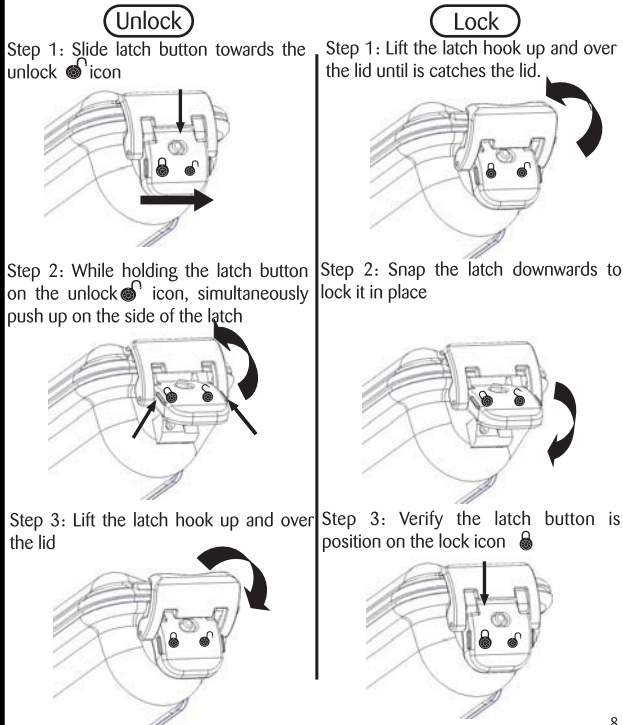
6

General Housing Operations



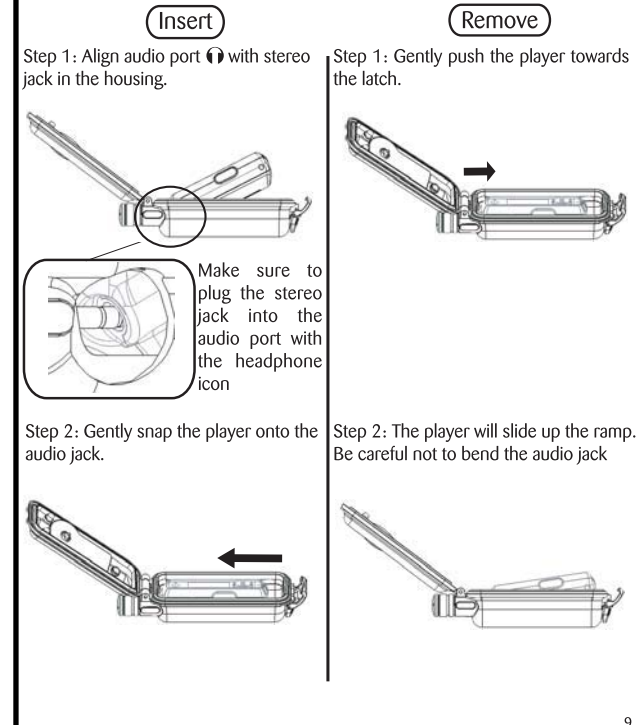
7

Latch Unlock / Lock Operations



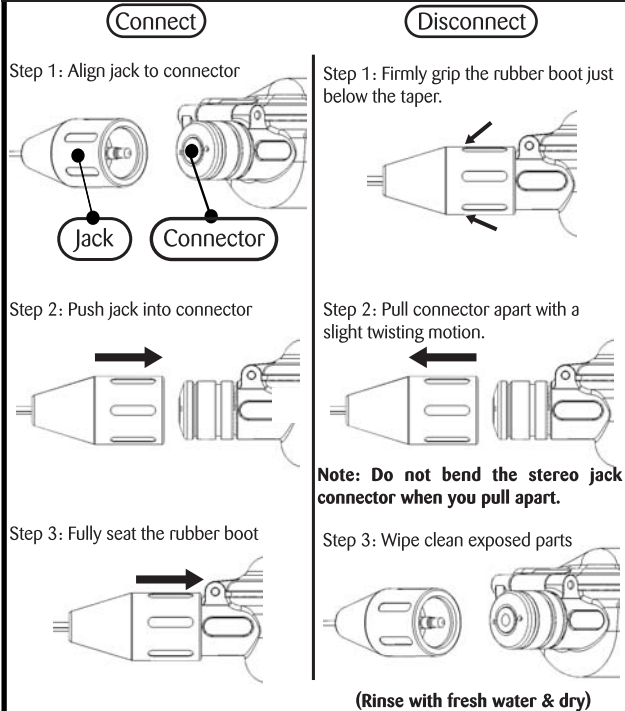
8

MP3 Insertion / Removal Operations



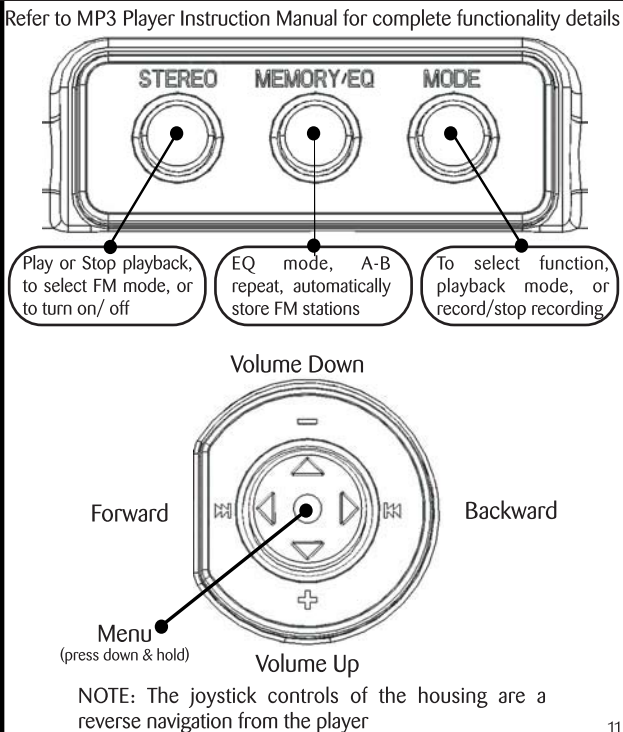
9

Headset Boot Connectors Operations



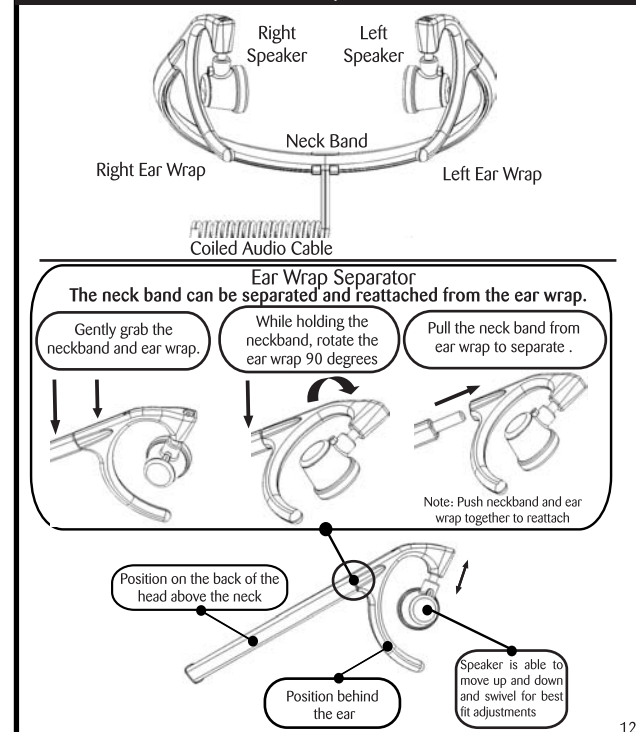
10

Button & Joystick Operations



11

Headset Operations



12