

# RESMED

## Mirage Activa™ LT

NASAL MASK

### User Guide

English • Français • Español • Português



## Mirage Activa™ LT

Rx Only

NASAL MASK

Thank you for choosing the Mirage Activa™ LT.

### Intended Use

The Mirage Activa LT channels airflow noninvasively to a patient from a positive airway pressure device such as a continuous positive airway pressure (CPAP) or bilevel system.

The Mirage Activa LT is:

- to be used by adult patients (>66 lb/30 kg) for whom positive airway pressure has been prescribed
- intended for single-patient re-use in the home and multipatient re-use in the hospital/institutional environment.

### Device Setting

Select 'Activa' (if available) or 'Standard' as the mask option when using the Mirage Activa LT with ResMed devices that have mask setting options.

For a full list of compatible devices for this mask, see the Mask/Device Compatibility List on [www.resmed.com](http://www.resmed.com) on the **Products** page under **Service & Support**. If you do not have internet access, please contact your ResMed representative.

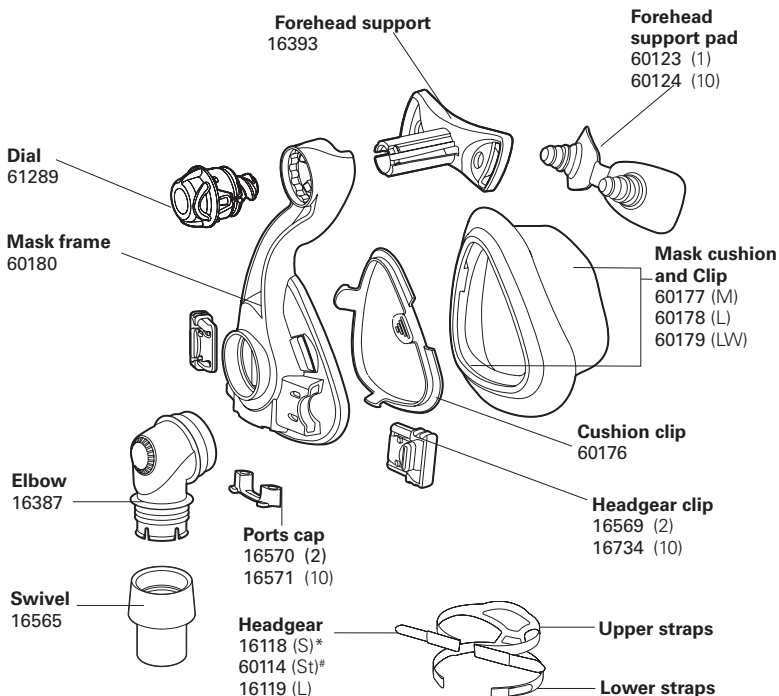
## Parts of the Mask & Ordering Information

Complete System	
Medium (M)	<b>60148</b>
Large (L)	<b>60149</b>
Large-Wide (LW)	<b>60150</b>

Frame System (No headgear)	
Medium (M)	<b>60172</b>
Large (L)	<b>60173</b>
Large-Wide (LW)	<b>60174</b>

Frame assembly (no headgear, no cushion): **60175**

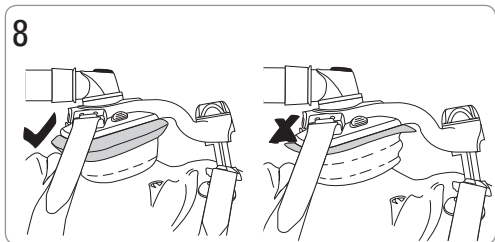
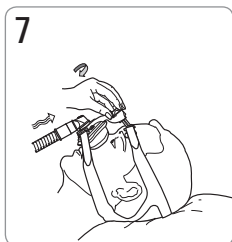
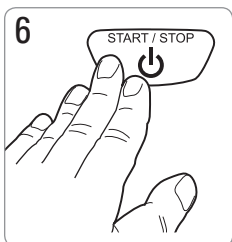
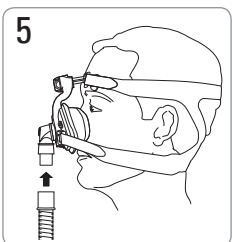
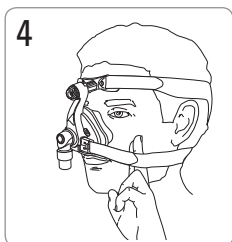
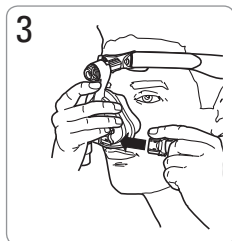
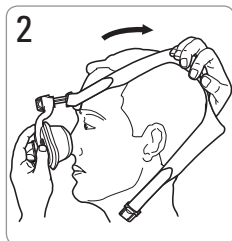
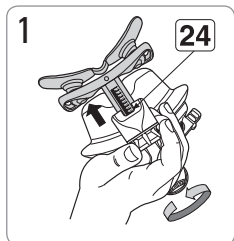
Elbow assembly (elbow, swivel): **16399**



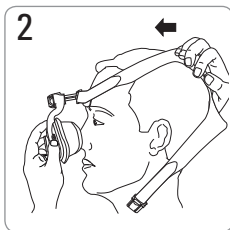
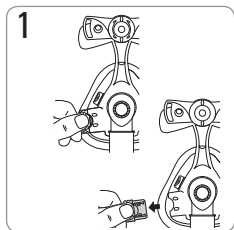
\*S Small

# St Standard

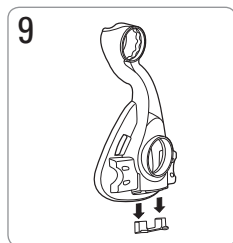
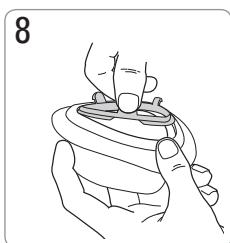
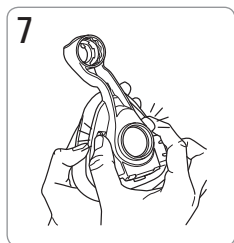
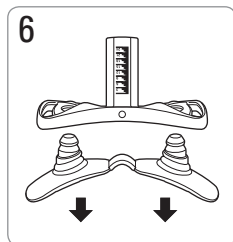
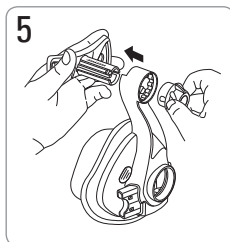
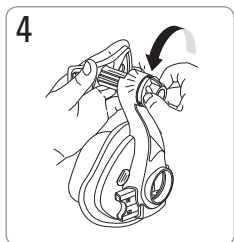
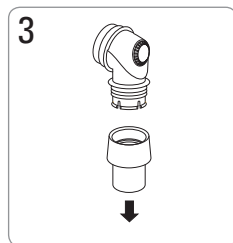
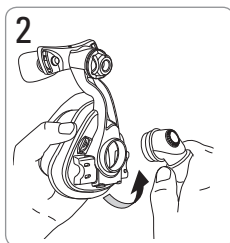
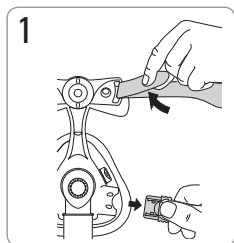
# Fitting



## Removal



## Disassembly



## Cleaning the Mask at Home

- *The mask and headgear should be cleaned by handwashing.*
- *The headgear may be washed without removing the headgear clips.*

### **WARNING**

Do not use aromatic-based solutions or scented oils (eg, eucalyptus or essential oils), bleach, alcohol or products that smell strongly (eg, citrus) to clean any of the mask components. Residual vapors from these solutions can be inhaled if not rinsed thoroughly. They may also damage the mask, causing cracks.

### **CAUTION**

- If any visible deterioration of a mask component is apparent (cracking, crazing, tears etc.), the mask component should be discarded and replaced.
- Avoid connecting flexible PVC products (eg, PVC tubing) directly to any part of this mask. Flexible PVC contains elements that can be detrimental to the materials of the mask, and may cause the components to crack or break.

#### Daily/After Each Use

To optimize the mask seal, facial oils should be removed from the cushion after use.

Handwash the mask by gently rubbing in warm (86°F/30°C) water using mild soap.

If the vent requires cleaning use a soft bristle brush.

Rinse all components well with drinking quality water and allow them to air dry out of direct sunlight. Do not soak the mask.

#### Weekly

Handwash the headgear in warm (86°F/30°C) water using mild soap.

## Reprocessing the Mask between Patients

This mask should be reprocessed when used between patients.

Cleaning, disinfection and sterilization instructions are available from the ResMed website, [www.resmed.com/masks/sterilization/americas](http://www.resmed.com/masks/sterilization/americas).

If you do not have Internet access, please contact your ResMed representative.

## Storage

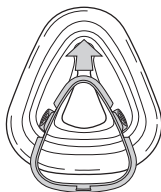
Ensure that the mask is thoroughly clean and dry before storing it for any length of time. Store the mask in a cool dry place out of direct sunlight.

## Reassembly

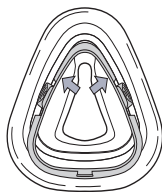
1



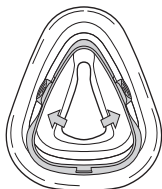
2



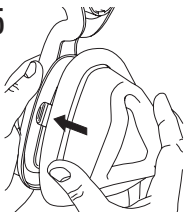
3



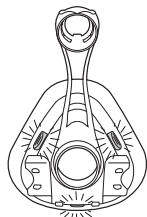
4



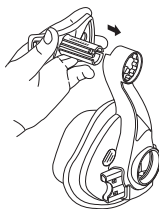
5



6



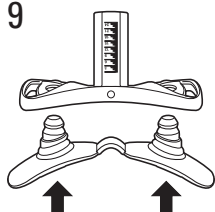
7



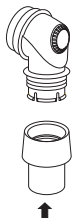
8



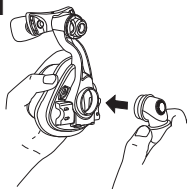
9



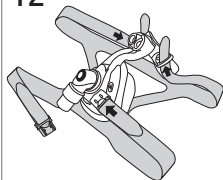
10



11



12



## Troubleshooting

Possible reason	Solution
<b><i>Mask is uncomfortable</i></b>	
Headgear straps are too tight.	Adjust the straps evenly. The forehead support “anchors” your mask and should sit firmly on your forehead.
Cushion incorrectly inflated.	With the air turned off, adjust the straps so that you can insert two fingers between your cheek and the lower headgear strap.
<b><i>Mask is too noisy</i></b>	
Cushion clip is not inserted correctly.	Check that the cushion clip is correctly inserted into the cushion, and that the cushion is correctly clipped to the frame.
Ports cap or elbow incorrectly inserted.	Check the the ports cap and elbow are correctly inserted.
Vents are blocked or partially blocked.	Clean vents according to instructions in “Cleaning the Mask at Home.”
<b><i>Air leaking around the face</i></b>	
Mask not positioned correctly.	Reposition the mask upon the face.
Air leaking around the bridge of the nose.	Wind the dial in.
Air leaking around the top of the lip.	Wind the dial out.
<b><i>The mask does not fit properly</i></b>	
Cushion could be the wrong size.	Talk to your clinician.
Mask is incorrectly assembled.	Reassemble the mask according to the instructions in “Reassembly.”
Cushion may be dirty.	Clean cushion according to instructions in “Cleaning the Mask at Home.”
<b><i>Cannot insert forehead support into mask frame</i></b>	
When assembling the mask, you have inserted the dial into the frame before the forehead support.	Push dial base onto a hard surface until the dial comes out of the frame.

## Disposal

The mask does not contain any hazardous substances and may be disposed of with your normal household refuse.

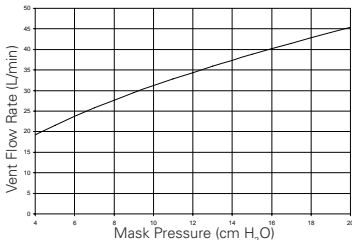


## Technical Specifications

The mask system does not contain latex, PVC or DEHP materials.

### Pressure–Flow Curve

The mask contains passive venting to protect against rebreathing. As a result of manufacturing variations, the vent flow rate may vary.



Pressure (cm H <sub>2</sub> O)	Flow (L/min)
4	19
8	28
12	34
16	40
20	45

### Dead Space Information

The dead space of the mask varies according to cushion size. It is 185 mL for the Medium size.

### Therapy Pressure

4 to 20 cm H<sub>2</sub>O

### Environmental Conditions

Operating temperature: +41°F to 104°F (+5°C to +40°C)  
Operating humidity: up to 95% non-condensing  
Storage and transport temperature: -4°F to 140°F (-20°C to +60°C)  
Storage and transport humidity: up to 95% non-condensing

### Resistance

Drop in pressure measured (nominal)  
at 50 L/min: 0.1 cm H<sub>2</sub>O  
at 100 L/min: 0.7 cm H<sub>2</sub>O

### Gross dimensions

M, L, LW: 6.06"/154 mm (H) x 3.74"/95mm (W) x 4.6"/117 mm (D)  
Mask fully assembled – no headgear.

The manufacturer reserves the right to change these specifications without notice.

## Before Using the Mask



### WARNINGS

- The vent holes must be kept clear.
- Follow all precautions when using supplemental oxygen.
- Oxygen flow must be turned off when the flow generator is not operating, so that unused oxygen does not accumulate within the flow generator enclosure and create a risk of fire.
- At a fixed flow rate of supplemental oxygen flow, the inhaled oxygen concentration varies, depending on the pressure settings, patient breathing pattern, mask, point of application and leak rate.
- The technical specifications of the mask are provided for your clinician to check that they are compatible with the flow generator. If used outside specification or if used with incompatible devices, the seal and comfort of the mask may not be effective, optimum therapy may not be achieved, and leak, or variation in the rate of leak, may affect the flow generator function.
- Discontinue using the mask if you have ANY adverse reaction to the use of the mask, and consult your physician or sleep therapist.
- Using a mask may cause tooth, gum or jaw soreness or aggravate an existing dental condition. If symptoms occur, consult your physician or dentist.
- As with all masks, some rebreathing may occur at low CPAP pressures.
- Refer to your flow generator manual for details on settings and operational information.
- Remove all packaging before using the mask.

## Symbols

Caution, consult accompanying documents; Lot number; Part number; Temperature limitation; Humidity limitation; Does not contain latex; Manufacturer; Indicates a Warning or Caution and alerts you to a possible injury or explains special measures for the safe and effective use of the device.

## Limited Warranty

ResMed warrants that your ResMed mask system, including its components: mask frame, cushion, headgear, tubing and other accessories (“Product”) shall be free from defects in material and workmanship for a period of ninety (90) days from the date of purchase by the initial consumer.

For further details refer to the Warranty.

**ResMed Ltd** (Manufacturer) 1 Elizabeth Macarthur Drive Bella Vista NSW 2153 Australia  
**ResMed Corp** (US Designated Agent) 14040 Danielson Street Poway CA 92064-6857 USA  
**ResMed (UK) Ltd** (EU Authorised Representative) 96 Milton Park Abingdon Oxfordshire OX14 4RY UK

**ResMed Offices** Australia, Austria, Belgium, Brazil, China, Finland, France, Germany, Greece, Hong Kong, India, Ireland, Italy, Japan, Malaysia, Mexico, Netherlands, New Zealand, Norway, Portugal, Singapore, South Africa, Spain, Sweden, Switzerland, UK, USA (see [www.resmed.com](http://www.resmed.com) for contact details).

Mirage Activa LT Nasal Mask

Protected by patents: AU 2001267133, AU 710733, AU 741003, AU 766623, AU 775051, AU 777033, AU 785376, CA 2261790, DE 20122844.0, EP 0956069, EP 1187647, EP 1187649, EP 1187650, EP 1314445, EP 1334742, EP 1479406, EP 1582230, EP 1640034, HK 1057714, HK 1071083, JP 3686609, JP 3802872, JP 4031422, NZ 513052, NZ 526165, NZ 526166, NZ 526167, NZ 526168, NZ 542849, NZ 543939, US 6112746, US 6119693, US 6357441, US 6374826, US 6439230, US 6463931, US 6532961, US 6557556, US 6581594, US 6581602, US 6634358, US 6691708, US 6772760, US 6823865, US 6823869, US 6860269, US 6871649, US 6986352, US 6997188, US 7107989, US 7159587, US 7178527, US 7216647, US 7234466, US 7243651, US 7318439. Other patents pending. Protected by design registrations: AU 156663, FR 031430, JP 1192859, US D487510, US D493521, AU 156665, DE 40301991.5, FR 031425, JP 1197930, US D486227, US D493522, US D545960, US D567935. Others pending.

Mirage and Activa are trademarks of ResMed Ltd and are registered in U.S. Patent and Trademark Office.



608232-ENG/2 08 09  
MIRAGE ACTIVA LT  
USER  
**AMER MULTI**



6 0 8 2 3 2