


FMWCC34 and FMWCC37 Pen Tablet Holster



User's Instructions

PenCentra 130, Stylistic LT

The Pen Tablet Holster is designed to provide a secure, belt-hung carrying case for storing the PenCentra 130 or Stylistic LT pen tablet. There are two versions of the holster: Holster FMWCC34 and Holster FMWCC37.

The two holsters are proportionally similar, but Holster FMWCC37 is larger overall to accommodate a pen tablet that is enclosed in a harsh environment case (HEC). For purposes of these instructions, both models are functionally identical, and are addressed as a single model.

Using the Pen Tablet Holster

On the back of the holster, there is a belt loop for securing the holster, as shown in Figure 1. It is recommended that a belt be purchased for the exclusive use of the holster. By using a dedicated belt, you can quickly remove the pen tablet and holster at the end of a work session.

Slide your belt through the loop and latch the belt, ensuring that it is tight enough to suspend the holster and pen tablet.

Unattach the strap from the Velcro® strip on the front of the holster, as in Figure 2. Hold your pen tablet upright, slide it into the holster, and secure it with the strap by pulling the strap snugly over the unit and reattaching the Velcro® strip.

Note that an additional Velcro® strip is located inside the holster. This strip can be used to secure the strap when it is not in use.

Caring for the Pen Tablet Holster

The pen tablet holster is made of rugged ballistic nylon. It is designed to withstand daily use. Treat the holster as you would a briefcase or purse.

Occasionally, the holster may become soiled. To clean it, brush it with a short-bristled brush. If necessary, use a clean cloth and warm soapy water to wash the soiled area. Do not submerge the holster in water, or it may become warped.

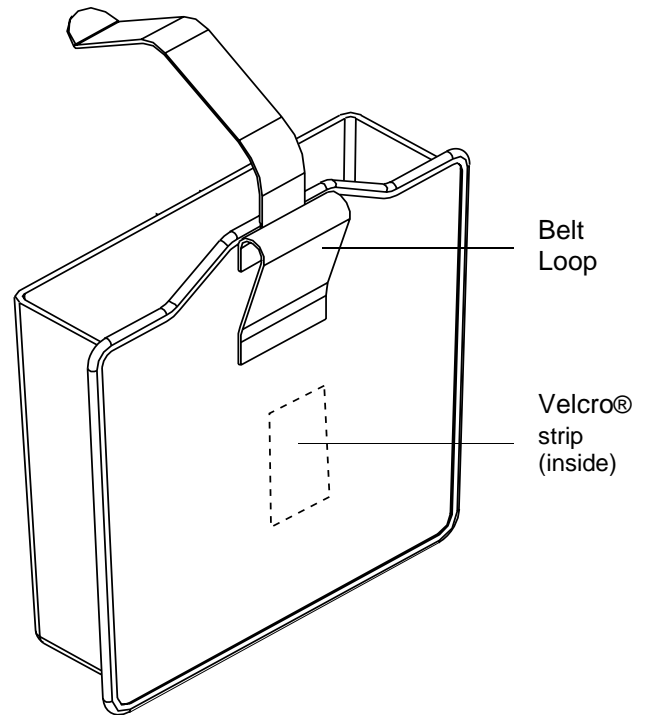


Figure 1. Pen Tablet Holster Belt Loop

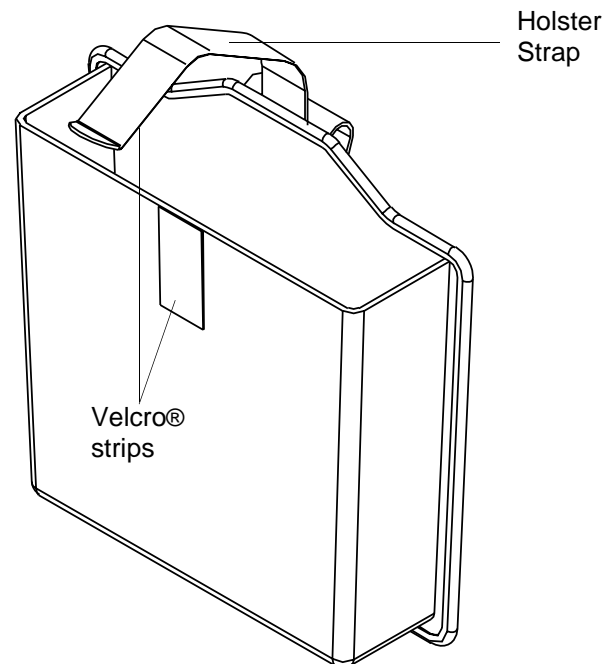


Figure 2. Holster Securing Strap