

- Flash
- Redial
- Ringer On/Off Switch
- Touch-Tone or Pulse (rotary) Dialing
- Desk or Wall Mount
- Handset Volume Control

## READ THIS FIRST

We have designed your telephone to conform to federal regulations and you can connect it to most telephone lines. However, each device you connect to the phone line draws power from it. This power draw is the device's *ringer equivalence number*, or REN. The REN is shown on the bottom of your phone.

If you are using more than one phone or other device on the line, add up all the RENs. If the total is more than five (or three in rural areas) your phones might not ring. If ringer operation is impaired, remove one of the devices from the line.

If your phone causes problems on the phone line, the telephone company can disconnect your service. The phone company tries to notify you in advance. If advance notice is not practical, the telephone company notifies you as soon as possible and advises you of your right to file a complaint with the FCC.

The phone company can also make changes to its lines, equipment, operations, or procedures that could affect the phone's operation. The phone company notifies you in advance, so you can take the necessary steps to prevent interruption of your phone service.

## FCC STATEMENT

Your telephone complies with Part 68 of the *FCC Rules*. You must, upon request, provide the FCC registration number and the REN to your telephone company. These numbers are shown on the bottom of your phone.


**Note:** You must not connect your telephone to:

- coin-operated systems
- party-line systems
- most electronic key phone systems

## CARE


Keep the phone dry; if it gets wet, wipe it dry immediately. Use and store the phone only in normal temperature environments. Handle the phone carefully; do not drop it. Keep the phone away from dust and dirt, and wipe it with a damp cloth occasionally to keep it looking new.


Modifying or tampering with the phone's internal components can cause a malfunction and invalidate its warranty. If your phone is not performing as it should, take it to your local RadioShack store for assistance.




### CAUTION

RISK OF ELECTRIC SHOCK  
DO NOT OPEN





This symbol is intended to inform you that parts inside the telephone present a risk of electric shock.

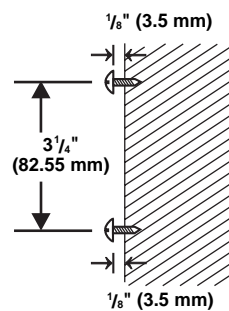


This symbol is intended to alert you to important operating and servicing instructions included in the papers with the telephone.

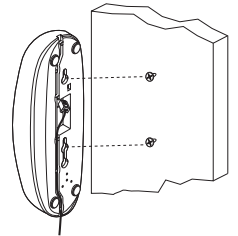
## CONNECTING THE PHONE

To use the phone on a desk or to mount it on a wall without a wall plate, connect the handset cord and the supplied long modular phone cord as shown.

**Note:** To mount the phone directly on a wall, you need two screws (not supplied) with heads that fit into the keyhole slots on the bottom of the phone.

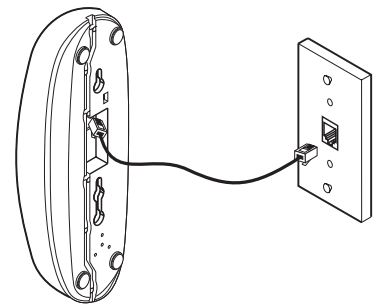


To mount the phone directly on a wall, drill two holes  $3\frac{1}{4}$  inches (82.55 mm) apart. Then thread a screw into each hole, letting the heads extend about  $\frac{1}{8}$  inch (3.5 mm) from the wall. Fit the keyhole slots over the screw heads and slide the phone downward to secure it.

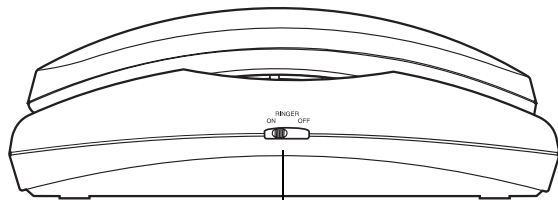


To mount the phone on a wall plate, connect the handset cord and the supplied short modular phone cord as shown. Fit the keyhole slots over the wall plate studs and slide the phone downward to secure it.

**Note:** The USOC number of the jack to be installed is RJ11C (RJ11W for a wall jack).



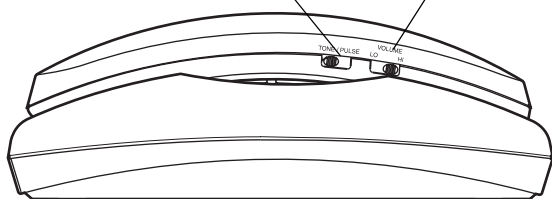
# USING THE PHONE



Set **RINGER ON/OFF** to ON to turn the ringer on or OFF to turn the ringer off.

Set **TONE/PULSE** on the side of the phone for the type of service you have. If you have pulse (rotary) service, you can switch to TONE during a call to use tone services.

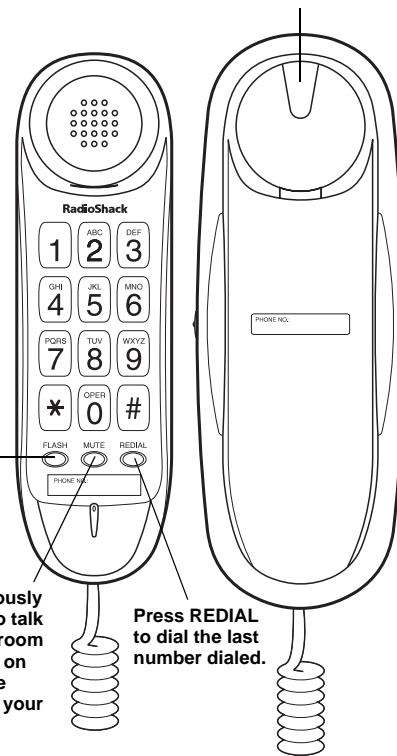
Set **VOLUME** to LO or HI for the volume you hear through the handset.



Press **FLASH** instead of the switchhook for special services such as Call Waiting. Note: If you do not subscribe to any special services, pressing FLASH might disconnect the call.

Press and continuously hold down **MUTE** to talk to someone in the room without the person on the other end of the phone line hearing your conversation.

Press the switchhook to disconnect a call.



Press **REDIAL** to dial the last number dialed.

## Limited One-Year Warranty

This product is warranted by RadioShack against manufacturing defects in material and workmanship under normal use for one (1) year from the date of purchase from RadioShack company-owned stores and authorized RadioShack franchisees and dealers. EXCEPT AS PROVIDED HEREIN, RadioShack MAKES NO EXPRESS WARRANTIES AND ANY IMPLIED WARRANTIES, INCLUDING THOSE OF MERCHANTABILITY AND FITNESS FOR A PARTICULAR PURPOSE, ARE LIMITED IN DURATION TO THE DURATION OF THE WRITTEN LIMITED WARRANTIES CONTAINED HEREIN. EXCEPT AS PROVIDED HEREIN, RadioShack SHALL HAVE NO LIABILITY OR RESPONSIBILITY TO CUSTOMER OR ANY OTHER PERSON OR ENTITY WITH RESPECT TO ANY LIABILITY, LOSS OR DAMAGE CAUSED DIRECTLY OR INDIRECTLY BY USE OR PERFORMANCE OF THE PRODUCT OR ARISING OUT OF ANY BREACH OF THIS WARRANTY, INCLUDING, BUT NOT LIMITED TO, ANY DAMAGES RESULTING FROM INCONVENIENCE, LOSS OF TIME, DATA, PROPERTY, REVENUE, OR PROFIT OR ANY INDIRECT, SPECIAL, INCIDENTAL, OR CONSEQUENTIAL DAMAGES, EVEN IF RadioShack HAS BEEN ADVISED OF THE POSSIBILITY OF SUCH DAMAGES.

Some states do not allow limitations on how long an implied warranty lasts or the exclusion or limitation of incidental or consequential damages, so the above limitations or exclusions may not apply to you.

In the event of a product defect during the warranty period, take the product and the RadioShack sales receipt as proof of purchase date to any RadioShack store. RadioShack will, at its option, unless otherwise provided by law: (a) correct the defect by product repair without charge for parts and labor; (b) replace the product with one of the same or similar design; or (c) refund the purchase price. All replaced parts and products, and products on which a refund is made, become the property of RadioShack. New or reconditioned parts and products may be used in the performance of warranty service. Repaired or replaced parts and products are warranted for the remainder of the original warranty period. You will be charged for repair or replacement of the product made after the expiration of the warranty period.

This warranty does not cover: (a) damage or failure caused by or attributable to acts of God, abuse, accident, misuse, improper or abnormal usage, failure to follow instructions, improper installation or maintenance, alteration, lightning or other incidence of excess voltage or current; (b) any repairs other than those provided by a RadioShack Authorized Service Facility; (c) consumables such as fuses or batteries; (d) cosmetic damage; (e) transportation, shipping or insurance costs; or (f) costs of product removal, installation, set-up service adjustment or reinstallation.

This warranty gives you specific legal rights, and you may also have other rights which vary from state to state.

RadioShack Customer Relations, 200 Taylor Street, 6th Floor, Fort Worth, TX 76102

*We Service What We Sell*

12/99