User's Manual

DVD/CD/USB/SD receiver Pioneer DVH-735AV

In the online store Winauto you also can [buy car receiver Pioneer DVH-735AV](#) . Delivery in Kiev and throughout Ukraine with payment upon receipt!

http://winauto.ua

Car Receivers - Facia Plates - Head Units - Car TVs and Monitors - Antennas - Car Audio - DVR - GPS Navigation - Trip Computers - Alarm Systems - Mechanical Locking - Parking Systems - Car Cameras - Xenon and Lights - Established Optics - Tuning - Car Heating and Cooling - Sound Marine and Electronics - Car Accessories - Isolation - Installation Components - Batteries, Power - Oils and Fluids -

Car audio and car goods internet store Winauto

Pioneer

Service Manual

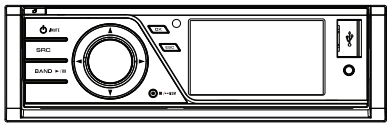

DVH-730AV/XZUW5

PROVISIONAL

CRT4714P

DVD AV RECEIVER

DVH-730AV /XZUW5
DVH-735AV /XZRD
DVH-735AV /XZRI
DVH-7380AV /XFBR

winauto.ua

For details, refer to "Important Check Points for Good Servicing".

PIONEER CORPORATION 1-1, Shin-ogura, Saiwai-ku, Kawasaki-shi, Kanagawa 212-0031, Japan
PIONEER ELECTRONICS (USA) INC. P.O. Box 1760, Long Beach, CA 90801-1760, U.S.A.
PIONEER EUROPE NV Haven 1087, Keetberglaan 1, 9120 Melsele, Belgium
PIONEER ELECTRONICS ASIACENTRE PTE. LTD. 253 Alexandra Road, #04-01, Singapore 159936
ⓒPIONEER CORPORATION 2011

K-ZZZ JULY 2011 Printed in Japan

Car audio and car goods internet store Winauto

SAFETY INFORMATION

This service manual is intended for qualified service technicians; it is not meant for the casual do-it-yourselfer.
Qualified technicians have the necessary test equipment and tools, and have been trained to properly and safety repair complex products such as those covered by this manual.
Improperly performed repairs can adversely affect the safety and reliability of the product and may void the warranty.
If you are not qualified to perform the repair of this product properly and safety, you should not risk trying to do so and refer the repair to a qualified service technician.

Where in a manufacturer's service documentation, for example in circuit diagrams or lists of components, a symbol is used to indicate that a specific component shall be replaced only by the component specified in that documentation for safety reasons, the following symbol shall be used:

⚠

● **Safety Precautions for those who Service this Unit.**
When checking or adjusting the emitting power of the laser diode exercise caution in order to get safe, reliable results.

Caution:

1. **During repair or tests, minimum distance of 13 cm from the focus lens must be kept.**
2. **During repair or tests, do not view laser beam for 10 seconds or longer.**

CAUTION: USE OF CONTROLS OR ADJUSTMENTS OR PERFORMANCE OF PROCEDURES OTHER THAN THOSE SPECIFIED HEREIN MAY RESULT IN HAZARDOUS RADIATION EXPOSURE.
CAUTION: THE USE OF OPTICAL INSTRUMENTS WITH THIS PRODUCT WILL INCREASE EYE HAZARD.

This product is a class 1 laser product, but this product contains a laser diode higher than Class 1. To ensure continued safety, do not remove any covers or attempt to gain access to the inside of the product. Refer all servicing to qualified personnel.

CLASS 1 LASER PRODUCT

The following caution label appears on your unit.
Location: on top of the cover

CAUTION CLASS 3B VISIBLE AND INVISIBLE LASER RADIATION WHEN OPEN, AVOID EXPOSURE TO THE BEAM.

ATTENTION RADIATIONS LASER VISIBLES ET INVISIBLES DE CLASSE 3B QUAND OUVERT. ÉVITEZ TOUT EXPOSITION AU FAISCEAU.

winauto.ua

CAUTION

Danger of explosion if battery is incorrectly replaced.
Replaced only with the same or equivalent type recommended by the manufacture.
Discord used batteries according to the manufacture's instructions.

Car audio and car goods internet store Winauto

CONTENTS

SAFETY INFORMATION 2
1. SERVICE PRECAUTIONS 4
1.1 SERVICE PRECAUTIONS 4
1.2 NOTES ON SOLDERING 4
2. SPECIFICATIONS 5
2.1 SPECIFICATIONS 5
2.2 DISC/CONTENT FORMAT 8
3. BASIC ITEMS FOR SERVICE 9
3.1 CHECK POINTS AFTER SERVICING 9
3.2 PCB LOCATIONS 10
3.3 JIGS LIST 11
3.4 CLEANING 11
4. BLOCK DIAGRAM 12
4.1 BLOCK DIAGRAM 12
4.2 POWER BLOCK DIAGRAM 13
5. DIAGNOSIS 14
5.1 OPERATIONAL FLOWCHART 14
5.2 ERROR CODE LIST 15
5.3 CONNECTOR FUNCTION DESCRIPTION 16
6. SERVICE MODE 17
6.1 SOFTWARE VERSION INFORMATION DISPLAY 17
7. DISASSEMBLY 18
8. EACH SETTING AND ADJUSTMENT 23
9. EXPLODED VIEWS AND PARTS LIST 24
9.1 PACKING 24
9.2 EXTERIOR (1) 26
9.3 EXTERIOR (2) 28
9.4 MECHANISM 30
10. SCHEMATIC DIAGRAM 32
10.1 MOTHER UNIT (1/2) (GUIDE PAGE) 32
10.2 MOTHER UNIT (2/2) (GUIDE PAGE) 38
10.3 DVD DECODE UNIT (POWER PART) (GUIDE PAGE) 44
10.4 DVD DECODE UNIT (MAIN PART) (GUIDE PAGE) 50
10.5 KEYBOARD PCB and AUX PCB (GUIDE PAGE) 56
10.6 LB PCB and CB PCB 62
10.7 KB-SB PCB 63
11. PCB CONNECTION DIAGRAM 64
11.1 MOTHER UNIT 64
11.2 DVD DECODE UNIT 68
11.3 KEYBOARD PCB 70
11.4 AUX PCB 72
11.5 LB PCB 73
11.6 KB-SB PCB 74
12. ELECTRICAL PARTS LIST 75

winauto.ua

Car audio and car goods internet store Winauto

1. SERVICE PRECAUTIONS

1.1 SERVICE PRECAUTIONS

1. You should conform to the regulations govering the product (safety, radio and noise, and other regulations), and should keep the safety during servicing by following the safety instructions described in this manual.
2. Be careful about an internal sharp edge.
3. Be careful in handling ICs. Some ICs such as MOS type are so fragile that they can be damaged by electrostatic induction.
4. Be careful in handing made from metal parts. There might be burr at the edge of it.

winauto.ua

1.2 NOTES ON SOLDERING

- For environmental protection, lead-free solder is used on the printed circuit boards mounted in this unit.
  Be sure to use lead-free solder and a soldering iron that can meet specifications for use with lead-free solders for repairs accompanied by reworking of soldering.

- Compared with conventional eutectic solders, lead-free solders have higher melting points, by approximately 40 ℃.
  Therefore, for lead-free soldering, the tip temperature of a soldering iron must be set to around 373 ℃ in general, although the temperature depends on the heat capacity of the PC board on which reworking is required and the weight of the tip of the soldering iron.

Compared with eutectic solders, lead-free solders have higher bond strengths but slower wetting times and higher melting temperatures (hard to melt/easy to harden).

The following lead-free solders are available as service parts:
- Parts numbers of lead-free solder:
  GYP1006 1.0 in dia.
  GYP1007 0.6 in dia.
  GYP1008 0.3 in dia.

Car audio and car goods internet store Winauto

2. SPECIFICATIONS

2.1 SPECIFICATIONS

DVH-730AV/XZUW5

General

Rated power source: ..... 14.4 V DC (allowable voltage range: 10.8 V to 15.1 V DC)
Preout maximum output level: ..... 4.0 V
Maximum current consumption: ..... 10.0 A
Backup current ..... 5 mA
Dimensions (W × H × D):
Chassis ..... 178 mm × 50 mm × 165 mm
Nose ..... 188 mm × 58 mm × 22 mm
Weight: ..... 1.3 kg

Display

Screen size/aspect ratio: ..... 3.0 inch wide/16:9 (effective display area: 65.52 mm × 36.84 mm)
Pixels: ..... 320 × (RGB) × 240
Display method: ..... TFT active matrix
Durable temperature range (power off) ... –20 °C to + 60 °C

DVD Player

System ..... DVD video, Video CD, CD,WMA, MP3, DivX, JPEG system
Usable discs ..... DVD video, Video CD, CD, CD-R/RW, DVD±R/RW/R DL
Region number ..... 5 for Russia models
Frequency response ..... 20 Hz to 20 kHz (with DVD, at sampling frequency 96 kHz)
Signal-to-noise ratio ..... 75 dB (1 kHz) (IEC-A network) (RCA level)
Output level:
Video ..... 1.0 Vp-p/75 ohm (±0.2 V)
Number of channels ..... 2 (stereo)
MP3 decoding format ..... MPEG-1 & 2 Audio Layer 3
WMA decoding format ..... Ver. 7, 7.1, 8, 9, 10, 11 (2ch audio) (Windows Media Player)
DivX decoding format ..... Home Theater Ver. 3, 4, 5.2, 6 (.avi, .divx)
DVD video output ..... NTSC

Audio

Maximum power output: ..... 50 W × 4
Continuous power output ... . 22 W × 4 (50 Hz to 15 000 Hz, 5%THD, 4 ohm load, both channels driven)
Load impedance: ..... 4 ohm (4 ohm to 8 ohm (2 ohm for 1 ch) allowable)
Preout maximum output level ..... 4.0 V
Equalizer (8-Band Graphic Equalizer):
Frequency ..... 40/80/200/400/1k/2.5k/8k/10 kHz
Gain ..... ±12 dB
HPF:
Frequency ..... 50 Hz/63 Hz/80 Hz/100 Hz/125 Hz
Slope ..... –12 dB/oct
Subwoofer (mono):
Frequency ..... 50 Hz/63 Hz/80 Hz/100 Hz/125 Hz
Slope ..... –18 dB/oct
Gain ..... +6 dB to –24 dB
Phase ..... Normal/Reverse
Bass boost:
Gain ..... +12 dB to 0 dB

USB

USB standard specification: ..... USB 1.1, USB 2.0 full speed
Maximum current supply ..... 500 mA
File system: FAT16, FAT32

FM tuner

Frequency range: ..... 87.5 MHz to 108.0 MHz
Usable sensitivity ..... 10 dBμ (S/N: 30 dB)

AM tuner

Frequency range: ..... 531 kHz to 1 602 kHz (9 kHz)
..... 530 kHz to 1 640 kHz (10 kHz)
Usable sensitivity: ..... 30 dBμ (S/N: 20 dB)

Note:
Specifications and the design are subject to modifications without notice.

winauto.ua

Car audio and car goods internet store Winauto

DVH-735AV/XZRD, DVH-735AV/XZRI

General

Rated power source: ..... 14.4 V DC (allowable voltage range: 10.8 V to 15.1 V DC)
Preout maximum output level: ..... 4.0 V
Maximum current consumption: ..... 10.0 A
Backup current ..... 5 mA
Dimensions (W × H × D):
Chassis..... 178 mm × 50 mm × 165 mm
Nose ..... 188 mm × 58 mm × 22 mm
Weight: ..... 1.3 kg

Display

Screen size/aspect ratio: ..... 3.0 inch wide/16:9 (effective display area: 65.52 mm × 36.84 mm)
Pixels: ..... 320 × (RGB) × 240
Display method: ..... TFT active matrix
Durable temperature range (power off) ... –20 °C to + 60 °C

DVD Player

System..... DVD video, Video CD, CD,WMA, MP3, DivX, JPEG system
Usable discs ..... DVD video, Video CD, CD, CD-R/RW, DVD±R/RW/R DL
Region number..... 4 for Latin America models
2 for Middle East Asian models
Frequency response..... 20 Hz to 20 kHz (with DVD, at sampling frequency 96 kHz)
Signal-to-noise ratio..... 75 dB (1 kHz) (IEC-A network) (RCA level)
Output level:
Video ..... 1.0 Vp-p/75 ohm (±0.2 V)
Number of channels ..... 2 (stereo)
MP3 decoding format ..... MPEG-1 & 2 Audio Layer 3
WMA decoding format..... Ver. 7, 7.1, 8, 9, 10, 11 (2ch audio) (Windows Media Player)
DivX decoding format ..... Home Theater Ver. 3, 4, 5.2, 6 (.avi, .divx)
DVD video output ..... NTSC

Audio

Maximum power output: ..... 50 W × 4
Continuous power output ... . 22 W × 4 (50 Hz to 15 000 Hz, 5%THD, 4 ohm load, both channels driven)
Load impedance: ..... 4 ohm (4 ohm to 8 ohm (2 ohm for 1 ch) allowable)
Preout maximum output level..... 4.0 V
Equalizer (8-Band Graphic Equalizer):
Frequency ..... 40/80/200/400/1k/2.5k/8k/10 kHz
Gain..... ±12 dB
HPF:
Frequency ..... 50 Hz/63 Hz/80 Hz/100 Hz/125 Hz
Slope ..... –12 dB/oct
Subwoofer (mono):
Frequency ..... 50 Hz/63 Hz/80 Hz/100 Hz/125 Hz
Slope ..... –18 dB/oct
Gain..... +6 dB to –24 dB
Phase ..... Normal/Reverse
Bass boost:
Gain..... +12 dB to 0 dB

USB

USB standard specification:..... USB 1.1, USB 2.0 full speed
Maximum current supply ..... 500 mA
File system: FAT16, FAT32

FM tuner

Frequency range: ..... 87.5 MHz to 108.0 MHz
Usable sensitivity..... 10 dBμ (S/N: 30 dB)

AM tuner

Frequency range: ..... 531 kHz to 1 602 kHz (9 kHz)
..... 530 kHz to 1 640 kHz (10 kHz)
Usable sensitivity:..... 30 dBμ (S/N: 20 dB)

Note:
Specifications and the design are subject to modifications without notice.

winauto.ua

Car audio and car goods internet store Winauto

DVH-7380AV/XFBR

Especificações

Geral

Fonte de alimentação nominal: ..... 14,4 V CC (faixa de tensão permissível: 10,8 V a 15,1 V CC)
Nível de saída máx. pré-saída:..... 4,0 V
Consumo máximo de energia: ..... 10,0 A
Backup current ..... 5 mA
Dimensões (L × A × P):
Chassi ..... 178 mm × 50 mm × 165 mm
Face ..... 188 mm × 58 mm × 22 mm
Peso: ..... 1,3 kg

Display

Tamanho da tela/relação do aspecto: ..... 3,0 polegadas de diagonal/16:9 (área de visualização efetiva: 65,52 mm × 36,84 mm)
Pixels:..... 320 × (RGB) × 240
Método de exibição: ..... Matriz ativa TFT
Faixa de temperatura durável (desligada)
..... –20 °C a + 60 °C

DVD player

Sistema..... DVD Vídeo, Vídeo CD, CD, WMA, MP3, DivX, sistema JPEG
Discos utilizáveis ..... DVD Vídeo, Vídeo CD, CD, CD-R/RW, DVD±R/RW/R DL
Número da região..... 4 para modelos brasileiros
Resposta de frequência..... 20 Hz a 20 kHz (com DVD, frequência de amostragem de 96 kHz)
Relação entre sinal e ruído..... 75 dB (1 kHz) (rede IEC-A) (nível de RCA)
Nível de saída:
Vídeo ..... 1,0 Vp-p/75Ω (±0,2 V))
Número de canais ..... 2 (estéreo)
Formato de decodificação MP3..... MPEG-1 & 2 Camada de áudio 3
Formato de decodificação WMA ..... Ver. 7, 7.1, 8, 9, 10, 11 (áudio de 2 canais) (Windows Media Player)
Formato de decodificação DivX..... Ver. do Home Theater 3, 4, 5.2, 6 (.avi, .divx)
Saída de vídeo DVD..... NTSC

Áudio

Potência de Saída RMS ..... 23 W × 4 (50 Hz a 15 000 Hz, 10 % de THD, carga de 4 Ω, ambos os canais acionados)
Impedância de carga:..... 4 Ω (4 Ω a 8 Ω (2 Ω para 1 canal) permissível)
Nível de saída máx. pré-saída..... 4,0 V
Equalizador (Equalizador gráfico de 3 bandas):
Frequência ..... 80/1k/10 kHz
Ganho..... -14 to +14 dB
Subwoofer (mono)
Frequência ..... 80 Hz/120 Hz/160 Hz
Ganho..... -79 dB to 0 dB

USB

Especificação padrão USB:..... USB 1.1, USB 2.0 de velocidade total
Corrente de energia máxima..... 500mA
Sistema de arquivos:..... FAT16, FAT32

Sintonizador de FM

Faixa de frequência:..... 87,5 MHz a 108,0 MHz
Sensibilidade utilizável ..... 10 dBμ (Sinal/Ruído: 30 dB)

Sintonizador de AM

Faixa de frequência:..... 531 kHz a 1 602 kHz (9 kHz)
..... 530 kHz a 1 640 kHz (10 kHz)
Sensibilidade utilizável: ..... 30 dBμ (Sinal/Ruído: 20 dB)

Nota:
As especificações e o design estão sujeitos a modificações sem aviso prévio.

winauto.ua

Car audio and car goods internet store Winauto

2.2 DISC/CONTENT FORMAT

is a trademark of DVD Format/Logo Licensing Corporation.

winauto.ua

Car audio and car goods internet store Winauto

3. BASIC ITEMS FOR SERVICE

3.1 CHECK POINTS AFTER SERVICING

To keep the product quality after servicing, please confirm following check points.

No.		Procedures	Item to be confirmed
1		Confirm whether the customer complain has been solved. If the customer complain occurs with the specific media, use it for the operation check.	The customer complain must not be reappeared. Display, video, audio and operations must be normal.
2	DVD	Play back a DVD. (Menu operation; Title/chapter search)	Display, video, audio and operations must be normal.
3	CD	Play back a CD. (Track search)	Display, audio and operations must be normal.
4	FM/AM tuner	Check FM/AM tuner action. (Seek, Preset) Switch band to check both FM and AM.	Display, audio and operations must be normal.
5		Check whether no disc is inside the product.	The media used for the operating check must be ejected.
6		Appearance check	No scratches or dirt on its appearance after receiving it for service.

For check items concerning image and voice, please refer to the followings:

Check items concerning image	**Check items concerning voice**
Block-noise	Distortion
Crosscut noise	Noise
Dot noise	Low volume
Distorted image (Image skip)	High volume
Low brightness	Changes in level
Too bright	Pause of sound
Color fading	
Partial discoloration	

winauto.ua

Car audio and car goods internet store Winauto

3.2 PCB LOCATIONS

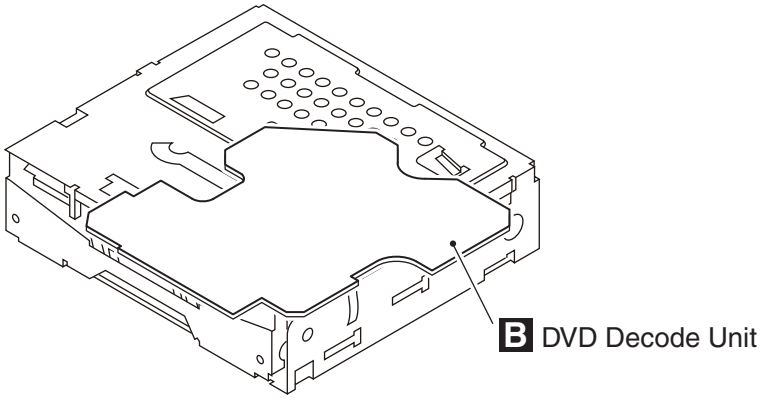

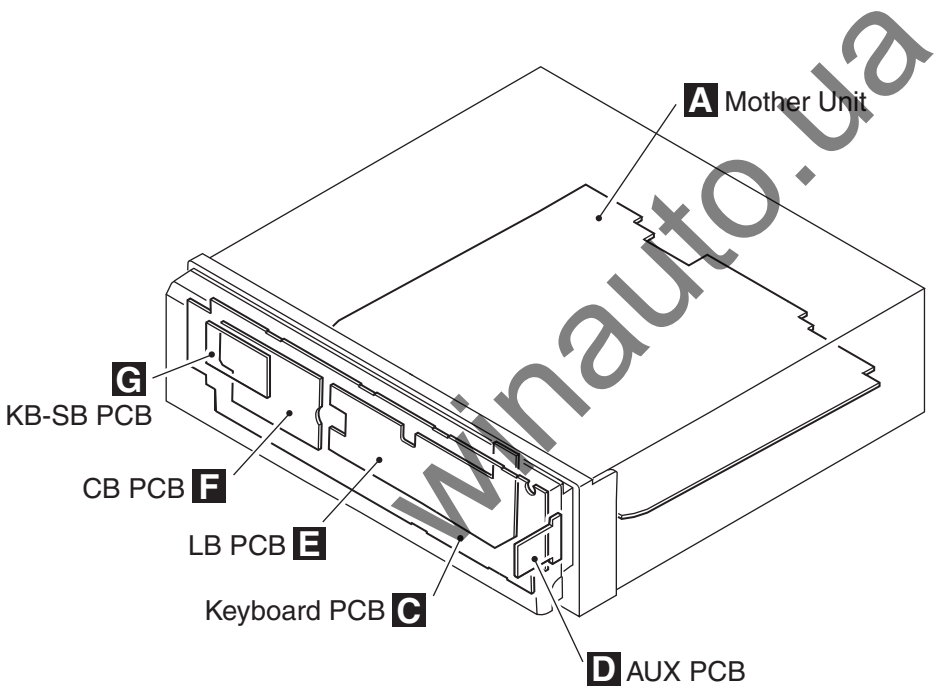

winauto.ua

Unit Number	:	843DM7226GRMB002-FY(UW5)
	:	843DM7226GLMB002-FY(RD)
	:	843DM7226GMMB002-FY(RI)
	:	883DM7226GBMB002-FY(BR)
Unit Name	:	Mother Unit
Unit Number	:	842DM7226GRSB002-FY(UW5)
	:	842DM7226GLSB002-FY(RD)
	:	842DM7226GMSB002-FY(RI)
	:	882DM7226GBSB002-FY(BR)
Unit Name	:	DVD Decode Unit

KB Assy
Consists of
Keyboard PCB
AUX PCB

Unit Number	:	
Unit Name	:	KB Assy
Unit Number	:	843DM7226GMLB002-FY(UW5)
	:	843DM7226GMLB002-FY(RD)
	:	843DM7226GMLB002-FY(RI)
	:	CWN6355(BR)
Unit Name	:	LB PCB

CB Assy
Consists of
CB PCB
KB-SB PCB

Unit Number	:	843DM7226GMCB002-FY(UW5)
	:	843DM7226GMCB002-FY(RD)
	:	843DM7226GMCB002-FY(RI)
	:	CWN6356(BR)
Unit Name	:	CB Assy

Car audio and car goods internet store Winauto

3.3 JIGS LIST

● Jigs List

Name	Jig No.	Remarks
21P FFC	GGD1627	Mother Unit (MB) - DVD Decode Unit (SB)

winauto.ua

3.4 CLEANING

Before shipping out the product, be sure to clean the following portions by using the prescribed cleaning tools:

Portions to be cleaned	Cleaning tools
DVD pickup lenses	Cleaning liquid : GEM1004 Cleaning paper : GED-008

Car audio and car goods internet store Winauto

4. BLOCK DIAGRAM

4.1 BLOCK DIAGRAM

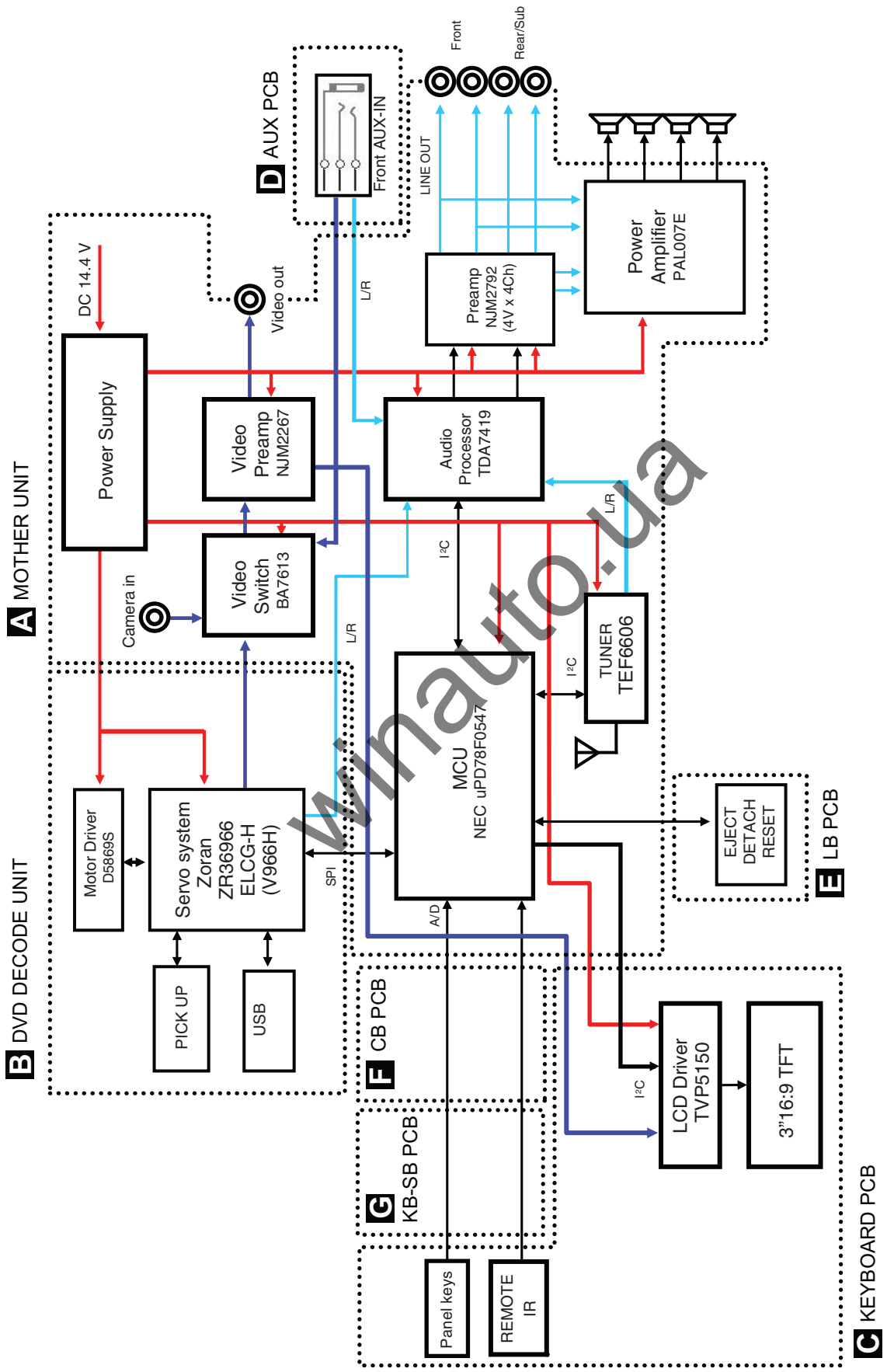

winauto.ua

Car audio and car goods internet store Winauto

4.2 POWER BLOCK DIAGRAM

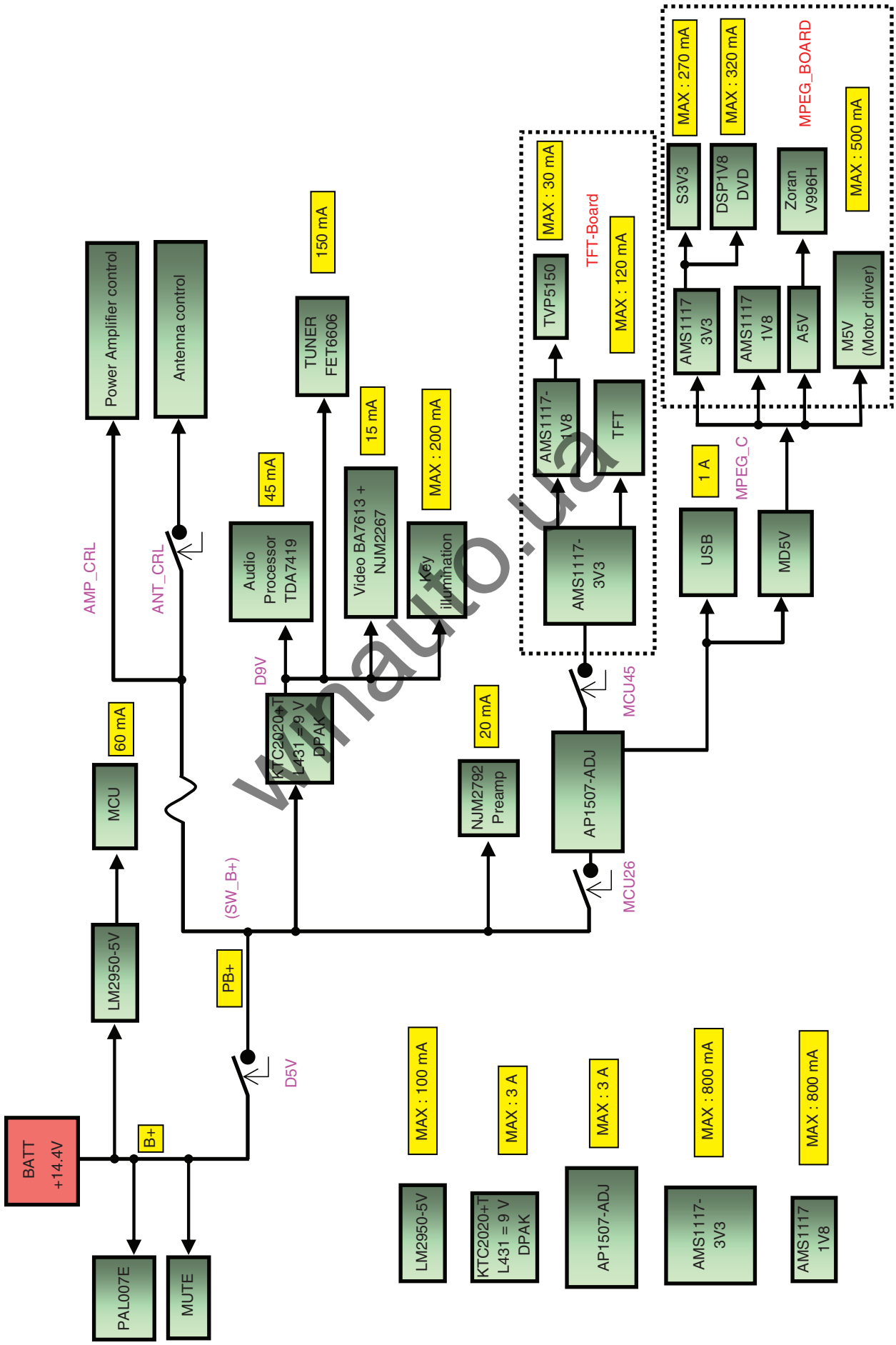

winauto.ua

Car audio and car goods internet store Winauto

5. DIAGNOSIS

5.1 OPERATIONAL FLOWCHART

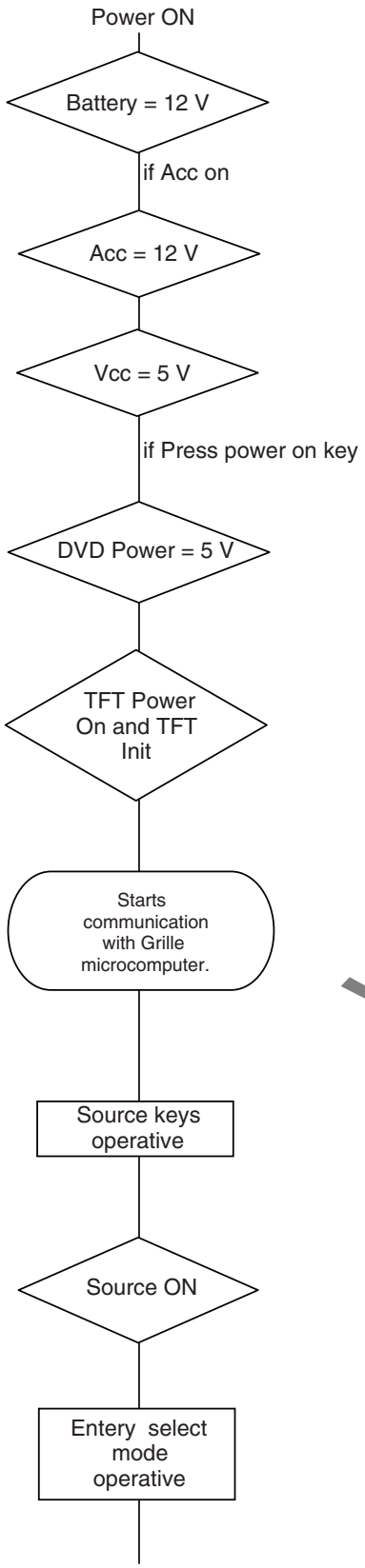

Completes power-on operation.
(After that, proceed to each source operation)

winauto.ua

Car audio and car goods internet store Winauto

5.2 ERROR CODE LIST

Message	Cause	Action
Loading	Disc is being read	Please wait, it may take several minutes for some disc or storage device.
No Disc	Disc is dirty	Clean disc with soft cloth
	Disc is upside down	Insert disc with label side up
	Disc not present in loading compartment	Insert disc
Bad Disc	Disc is dirty	Clean disc with soft cloth
	Disc is upside down	Insert disc with label side up
Unknown disc	Disc format is not compatible with this unit	Change another disc.
Region Error	DVD is not compatible with region code of unit	Use discs with corresponding regional code.
Error	Illegal mechanism operation	Press EJECT key for 5 seconds to reset loading mechanism

winauto.ua

Car audio and car goods internet store Winauto

5.3 CONNECTOR FUNCTION DESCRIPTION

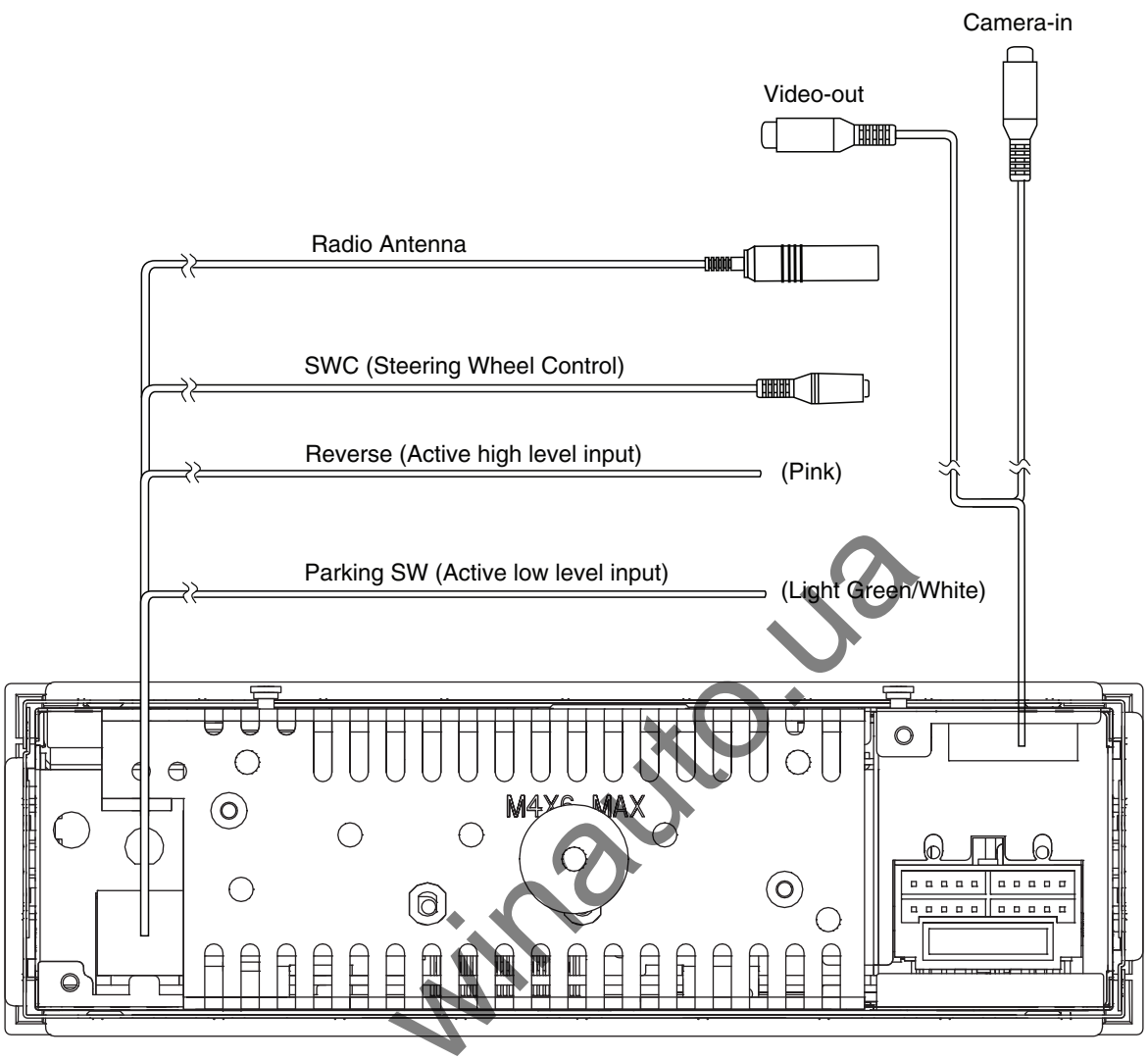

winauto.ua

19	17	15	13	11	9	7	5	3	1
20	18	16	14	12	10	8	6	4	2

1: FR-
2: FL+
3: FR+
4: FL-
5: RR+
6: ILLU_IN
7: RR-
8: ANT
9: T_MUTE
10: +B
11: RL+
12: GND
13: RL-
14: LO-FL
15: ACCIN
16: LO-FR
17: GND
18: GND
19: LO-RR/SUB
20: LO-RL/SUB

Car audio and car goods internet store Winauto

6. SERVICE MODE

6.1 SOFTWARE VERSION INFORMATION DISPLAY

1) Enter into the setting menu by press and hold [M.C.] (Multi Control).
2) Press "5432" by numeric keys on the remote controll.

Then, you will find the version information as shown below.

MODEL:	DVH-735AV/XZRD
MPEG CHIP:	ZORAN36966H
MPEG VERSION:	V0.25_20110407
PCB:V1.0	
Disc Region:	4
MCU DATE:	04.03.11
MCU VERSION:	00.24
Loader Version:	HT1200W.FORYOU FUS

winauto.ua

Car audio and car goods internet store Winauto

7. DISASSEMBLY

While the photograph shown is slightly different from this model in shape, the disassembly procedure is the same.

● Removing the Case (Fig.1)

1 Remove the two screws.

Remove the top and bottom Case.



Fig.1

● Removing the Mechanism (Fig.2, 3)

1 Remove the two screws.(Fig.2)



Fig.2

2 Remove the two screws.(Fig.3)

3 Disconnect the two cables and then remove the Mechanism. (Fig.3)



Fig.3

winauto.ua

● Removing the Panel Assy (Fig.4, 5)

1 Disconnect the two cables.(Fig.4)



Fig.4

2 Remove the screw.(Fig.5)

3 Remove the three hooks and then remove the Panel Assy.(Fig.5)



Fig.5

Car audio and car goods internet store Winauto

● Removing the Mother Unit (Fig.5, 6)

1. Remove the two screws. (Fig.5)
2. Remove the two screws.
   and then remove the Heat Sink. (Fig.5)
3. Remove the two screws. (Fig.5)
4. Remove the three solder,
   and tabs straight. (Fig.6)
5. Remove the two screws.
   and then remove the Mother Unit. (Fig.6)



Heat Sink

Fig.5



Mother Unit

Fig.6

winauto.ua

Car audio and car goods internet store Winauto

● How to eject the stuck disc (Procedure 1: Rotating the roller)

1. Remove the screws.



2. Remove the top and the bottom cover.



3. Remove the screws.
4. Remove the DVD mechanism module.



5. Rotate the gear upward.



Then, the disc will be ejected.



Car audio and car goods internet store Winauto

● How to eject the stuck disc (Procedure 2: Removing the top cover)

1. Remove the screws.



2. Remove the top and the bottom cover of the product.





3. Remove the screws.
4. Remove the DVD mechanism module.



5. Remove the screws.
6. Remove the dustproof cover.





7. Remove the screws.

Left side



Top

Right side

winauto.ua

Car audio and car goods internet store Winauto

8 Remove the top cover of the DVD mechanism.



9 Lift up the clamp holder, and remove the disc.

winauto.ua

Car audio and car goods internet store Winauto

8. EACH SETTING AND ADJUSTMENT

There is no information to be shown in this chapter.

winauto.ua

Car audio and car goods internet store Winauto

9. EXPLODED VIEWS AND PARTS LIST

NOTES : • *Parts marked by " * " are generally unavailable because they are not in our Master Spare Parts List.*
• *The ⚠ mark found on some component parts indicates the importance of the safety factor of the part. Therefore, when replacing, be sure to use parts of identical designation.*
• *Screw adjacent to ▽ mark on the product are used for disassembly.*
• *For the applying amount of lubricants or glue, follow the instructions in this manual. (In the case of no amount instructions,apply as you think it appropriate.)*

9.1 PACKING

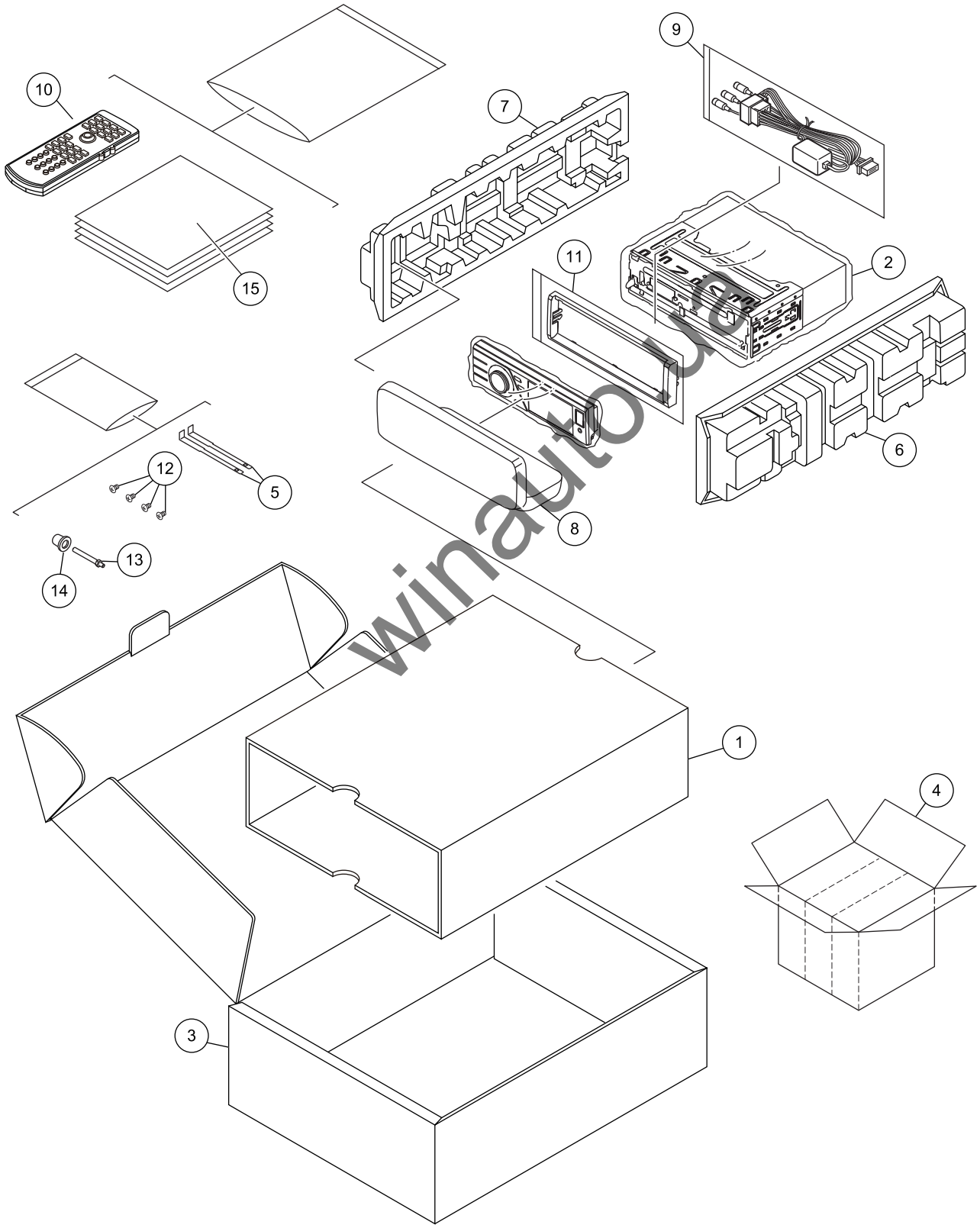

winauto.ua

Car audio and car goods internet store Winauto

(1) PACKING SECTION PARTS LIST

Mark	No.	Description	Part No.
	1	Brown	127025020001-FY
*	2	Poly Bag	127060020025-FY
	3	Gift Box	See Contrast table (2)
	4	Carton	See Contrast table (2)
	5	Side Key	121090000327-FY
	6	Pulp Foam	127015000103-FY
	7	Pulp Foam	127015000106-FY
	8	FJ Assm	883DM7226GBFJ000-FY
	9	Power Cord (Assy)	See Contrast table (2)
	10	Card Type RC	See Contrast table (2)
	11	Rim	121270000422000-FY
	12	Screw	121100070063-FY
	13	Bolt	121050000003-FY
	14	Cushion	121410000026-FY
	15-1	Manual	See Contrast table (2)
	15-2	Service Network	See Contrast table (2)
	15-3	Warranty Card	See Contrast table (2)
	15-4	Manual(EN)	See Contrast table (2)

(2) CONTRAST TABLE

DVH-730AV/XZUW5, DVH-735AV/XZRD, DVH-735AV/XZRI, DVH-7380AV/XFBR are constructed the same except for the following:

Mark	No.	Description	DVH-730AV/XZUW5	DVH-735AV/XZRD	DVH-735AV/XZRI	DVH-7380AV/XFBR
	3	Gift Box	127020002567-FY	127020002569-FY	127020002568-FY	127020002571-FY
	4	Carton	127000002379-FY	127000002381-FY	127000002380-FY	127000002382-FY
	9	Power Cord (Assy)	883DM7226GBULW002-FY	Under confirmation	Under confirmation	883DM7226GBULW002-FY
	10	Card Type RC	CXE4625	CXE4625	CXE4625	CXE4626
	15-1	Manual	127075003400-FY	127075013396-FY	127075003398-FY	127075003399-FY
	15-2	Service Network	Not used	Not used	Not used	CRY1227
	15-3	Warranty Card	127070008002-FY	Not used	Not used	Not used
	15-4	Manual(EN)	Not used	127075003358-FY	127075003358-FY	Not used

Owner's Manual,Installation Manual

Part No.	Language
127075003400-FY	Russian
127075003358-FY	English
127075013396-FY	Spanish(Espanol), Portuguese(B)
127075003398-FY	Arabic, Persian
127075003399-FY	Portuguese(B)

winauto.ua

Car audio and car goods internet store Winauto

9.2 EXTERIOR (1)

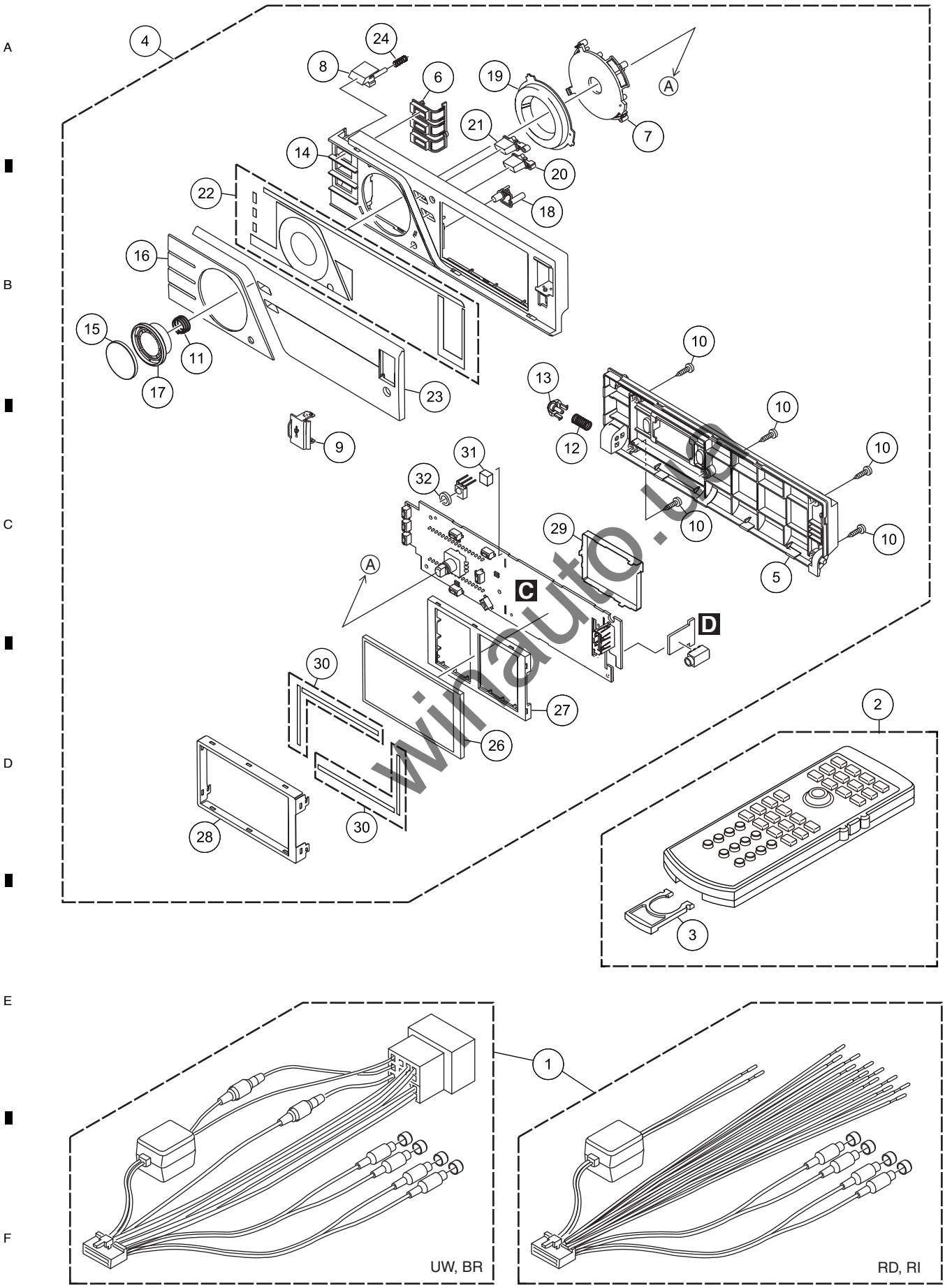

winauto.ua

Car audio and car goods internet store Winauto

(1) EXTERIOR (1) SECTION PARTS LIST

Mark	No.	Description	Part No.
	1	Power Cord (Assy)	See Contrast table (2)
	2	Card Type RC	See Contrast table (2)
	3	Battery Door (Blank)	See Contrast table (2)
	4	Detach Panel	See Contrast table (2)
	5	Panel	121210001272000-FY
	6	Button	121240001086000-FY
	7	Guide	121260000575000-FY
	8	Button(DETACH)	121230002983000-FY
	9	Cover	121290002270000-FY
	10	Screw	121040000120-FY
	11	Spring	121035000569-FY
	12	Spring	121035000136-FY
	13	Side Block	141290000771-FY
	14	Panel	141210611271017-FY
	15	Lens	141220300548018-FY
	16	Lens	141220300549018-FY
	17	Knob	141230502986017-FY
	18	Button(BSM)	141230302985018-FY
	19	But	141230302987018-FY
	20	Button(ESC)	141230302982018-FY
	21	Button(OK)	141230302984018-FY
	22	Double Tape	121445000231-FY
	23	Lens	See Contrast table (2)
	24	Spring	121035000015-FY
	25	.....	
	26	TFT/D	143420000066-FY
	27	Holder	121240001085000-FY
	28	Brk	141000002725-FY
	29	Shield	141000002728-FY
	30	Poron	121405000151-FY
	31	Mat	121405000230-FY
	32	Sponge	121405000219-FY

(2) CONTRAST TABLE

DVH-730AV/XZUW5, DVH-735AV/XZRD, DVH-735AV/XZRI, DVH-7380AV/XFBR are constructed the same except for the following:

Mark	No.	Description	DVH-730AV/XZUW5	DVH-735AV/XZRD	DVH-735AV/XZRI	DVH-7380AV/XFBR
	1	Power Cord (Assy)	883DM7226GBULW002-FY	Under confirmation	Under confirmation	883DM7226GBULW002-FY
	2	Card Type RC	CXE4625	CXE4625	CXE4625	CXE4626
	3	Battery Door (Blank)	10030-0040600-CG	10030-0040600-CG	10030-0040600-CG	10030-0040600-CG
	4	Detach Panel	843DM7226GRKB002-FY	843DM7226GMKB002-FY	843DM7226GMKB002-FY	CXE4938
	23	Lens	141220300550038-FY	141220300550028-FY	141220300550028-FY	141220300550018-FY

winauto.ua

Car audio and car goods internet store Winauto

9.3 EXTERIOR (2)

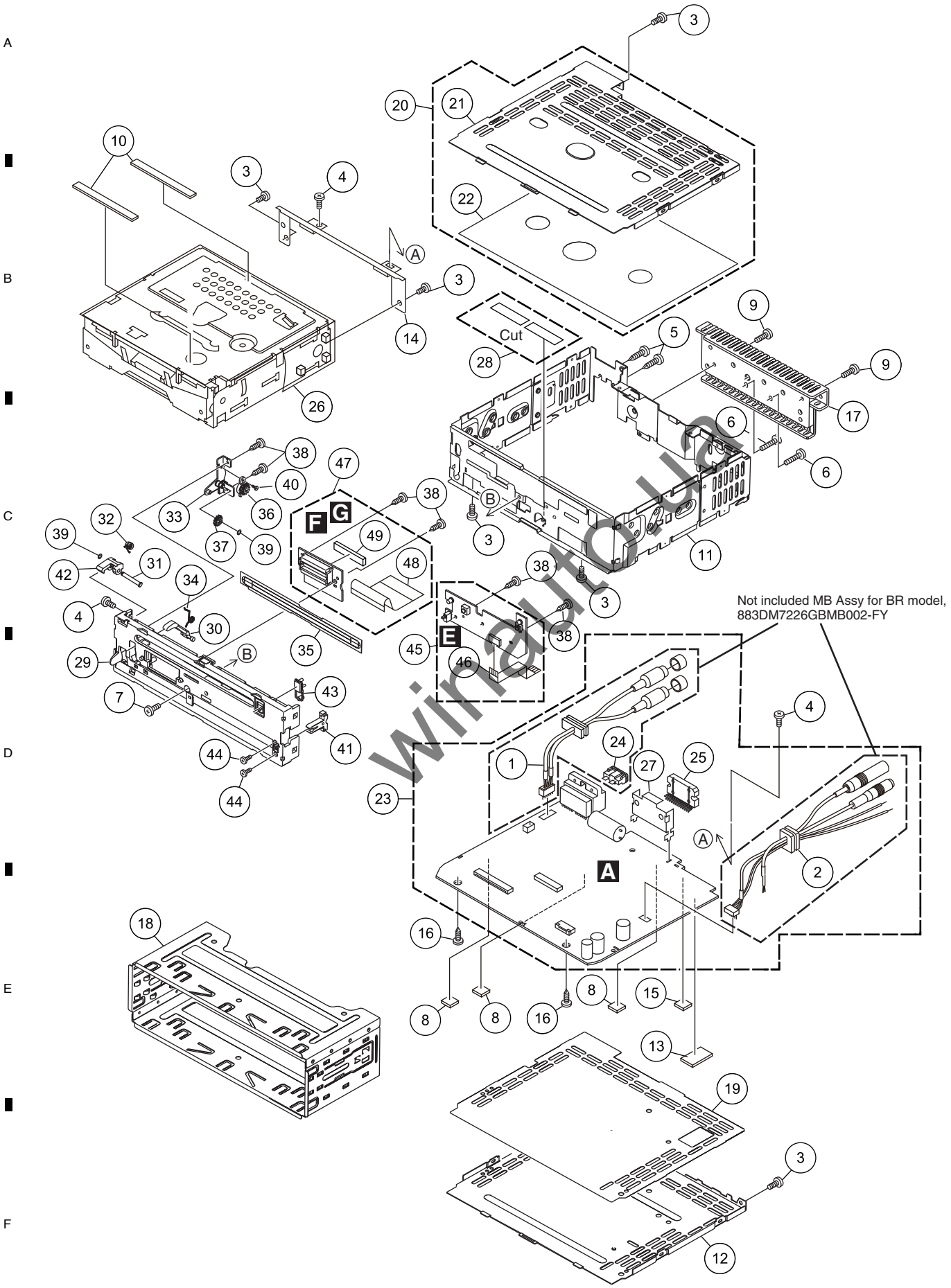

winauto.ua

Car audio and car goods internet store Winauto

(1) EXTERIOR (2) SECTION PARTS LIST

Mark	No.	Description	Part No.
	1	I/O	123830020947-FY
	2	I/O	123830001242-FY
	3	Screw	121104070007-FY
	4	Screw	121106070011-FY
	5	Screw	121101050013-FY
	6	Screw	121104070026-FY
	7	Screw	121040000054-FY
	8	Mat	121405000040-FY
	9	Screw	121104070008-FY
	10	Mat	121405000032-FY
	11	Frame	141000002723-FY
	12	Cover	141000001855-FY
	13	Heat Silica Gel	121490000464-FY
	14	Bracket	141000002731-FY
	15	Heat Silica Gel	121410000428-FY
	16	Screw	121104070029-FY
	17	Heat Sink	121015010165-FY
	18	Short Sheet	141000002864-FY
	19	Mat	121415000161-FY
	20	Cover Assm	883DM7226GBCOVER00FY
*	21	Cover	141000001854-FY
*	22	Dustproof	121450010132-FY
	23	MB Assy	See Contrast table (2)
⚠	24	Fuse(10 A)	144800000076-FY
	25	IC	PAL007E
	26	Mechanism	See Contrast table (2)
	27	Bracket	141000002561-FY
	28	Sponge	121405000004-FY
	29	Zj Mi Assm	883DM7226GBZJ000-FY
	30	Handspike	141290001421000-FY
	31	Shaft	121030000336-FY
	32	Spring	121035000861-FY
	33	Bkt	141000001868-FY
	34	Spring	121035000625-FY
	35	Dustproof	121450000126-FY
	36	Damper	121200000831000-FY
	37	Gear	141200010082-FY
	38	Screw	121040000185-FY
	39	Washer	121440000031-FY
	40	Screw	121104080020-FY
	41	Bkt	141240010789000-FY
	42	Locker	121200000837000-FY
	43	Button	141230303004018-FY
	44	Screw	121040000120-FY
	45	LB Assy	See Contrast table (2)
	46	FFC	123820000486-FY
	47	CB Assy	See Contrast table (2)
	48	FFC	143820000257-FY
	49	Mat	121405000032-FY

(2) CONTRAST TABLE

DVH-730AV/XZUW5, DVH-735AV/XZRD, DVH-735AV/XZRI, DVH-7380AV/XFBR are constructed the same except for the following:

Mark	No.	Description	DVH-730AV/XZUW5	DVH-735AV/XZRD	DVH-735AV/XZRI	DVH-7380AV/XFBR
	23	MB Assy	843DM7226GRMB002-FY	843DM7226GLMB002-FY	843DM7226GMMB002-FY	883DM7226GBMB002-FY
	26	DVD Mecha Module	843DM7226GRSB012-FY	843DM7226GLSB002-FY	843DM7226GMSB012-FY	883DM7226GBSB002-FY
	45	LB Assy	843DM7226GMLB002-FY	843DM7226GMLB002-FY	843DM7226GMLB002-FY	CWN6355
	47	CB Assy	843DM7226GMCB002-FY	843DM7226GMCB002-FY	843DM7226GMCB002-FY	CWN6356

winauto.ua

Car audio and car goods internet store Winauto

9.4 MECHANISM

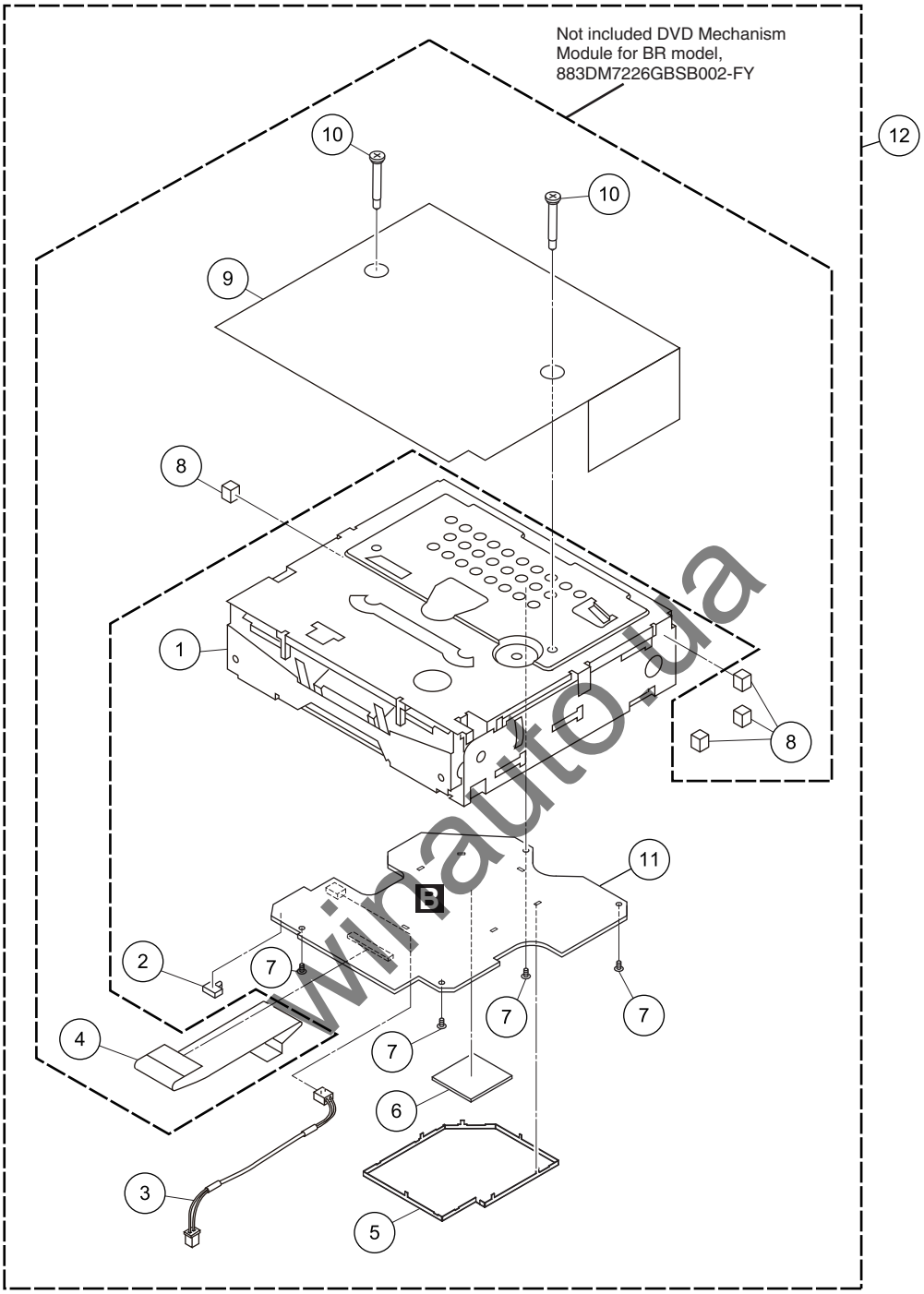

winauto.ua

Car audio and car goods internet store Winauto

(1) MECHANISM PARTS LIST

Mark	No.	Description	Part No.
	1	Deck	144840010083-FY
	2	End-Sense SW	143210000004-FY
	3	Wire Harnes	123830000117-FY
	4	FFC	143820000228-FY
	5	Shield	141000002742-FY
	6	Heat Silica Gel	121490000426-FY
	7	Screw	121104050032-FY
	8	Mat	121410000025-FY
	9	Dustproof Cover	121290020962000-FY
	10	Screw	???????
	11	DVD Decode Unit	See Contrast table (3)

(2) CONTRAST TABLE

DVH-730AV/XZUW5, DVH-735AV/XZRD, DVH-735AV/XZRI and DVH-7380AV/XFBR are constructed the same except for the following:

Mark	No.	Description	DVH-730AV/XZUW5	DVH-735AV/XZRD	DVH-735AV/XZRI	DVH-7380AV/XFBR
	11	DVD Decode Unit	842DM7226GRSB002-FY	842DM7226GLSB002-FY	842DM7226GMSB002-FY	882DM7226GBSB002-FY

winauto.ua

Car audio and car goods internet store Winauto

10. SCHEMATIC DIAGRAM

10.1 MOTHER UNIT (1/2) (GUIDE PAGE)

Note: When ordering service parts, be sure to refer to " EXPLODED VIEWS AND PARTS LIST" or "ELECTRICAL PARTS LIST".

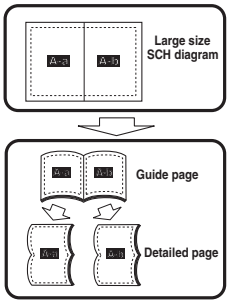

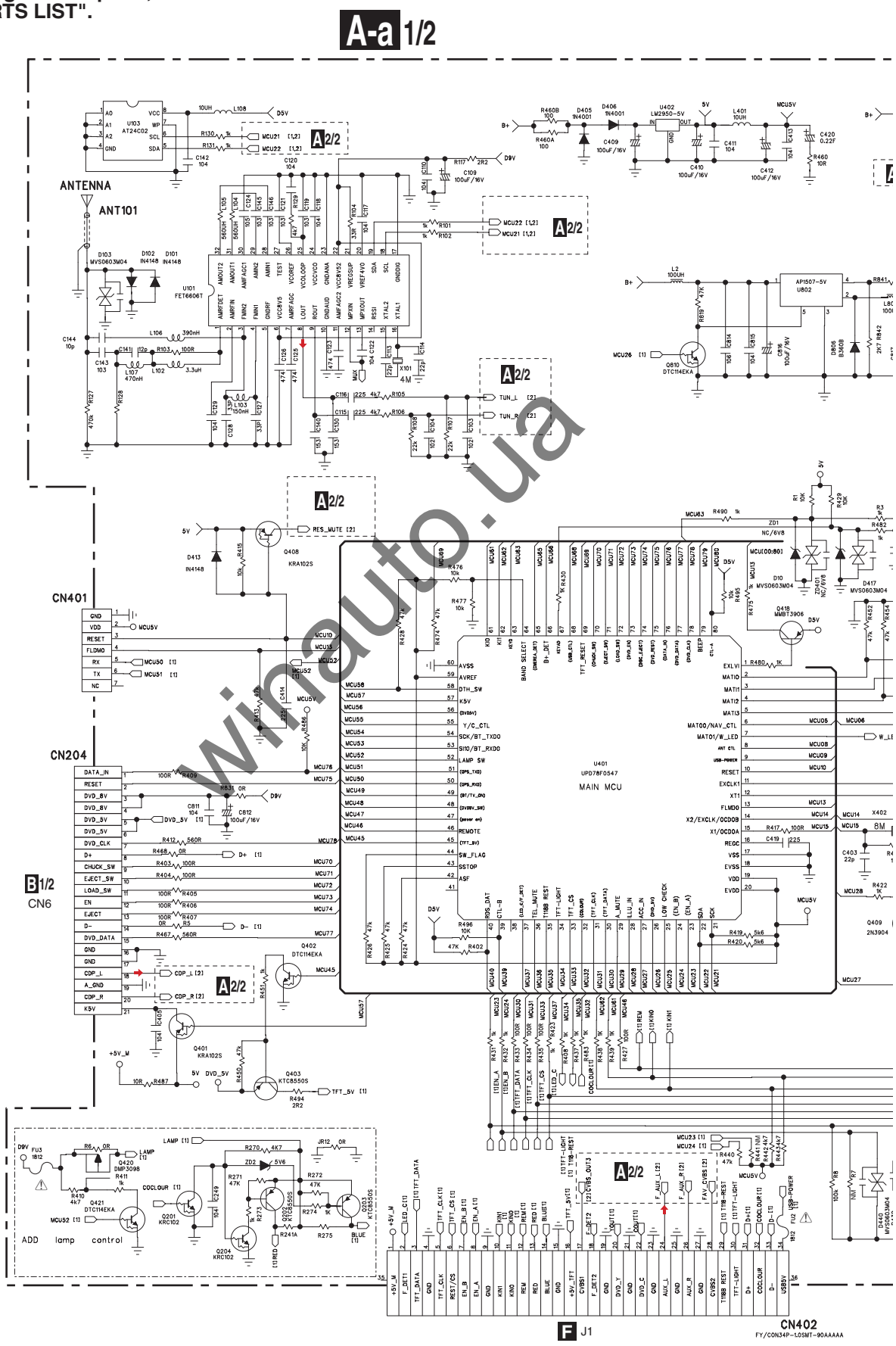

winauto.ua

Car audio and car goods internet store Winauto

A-b 1/2

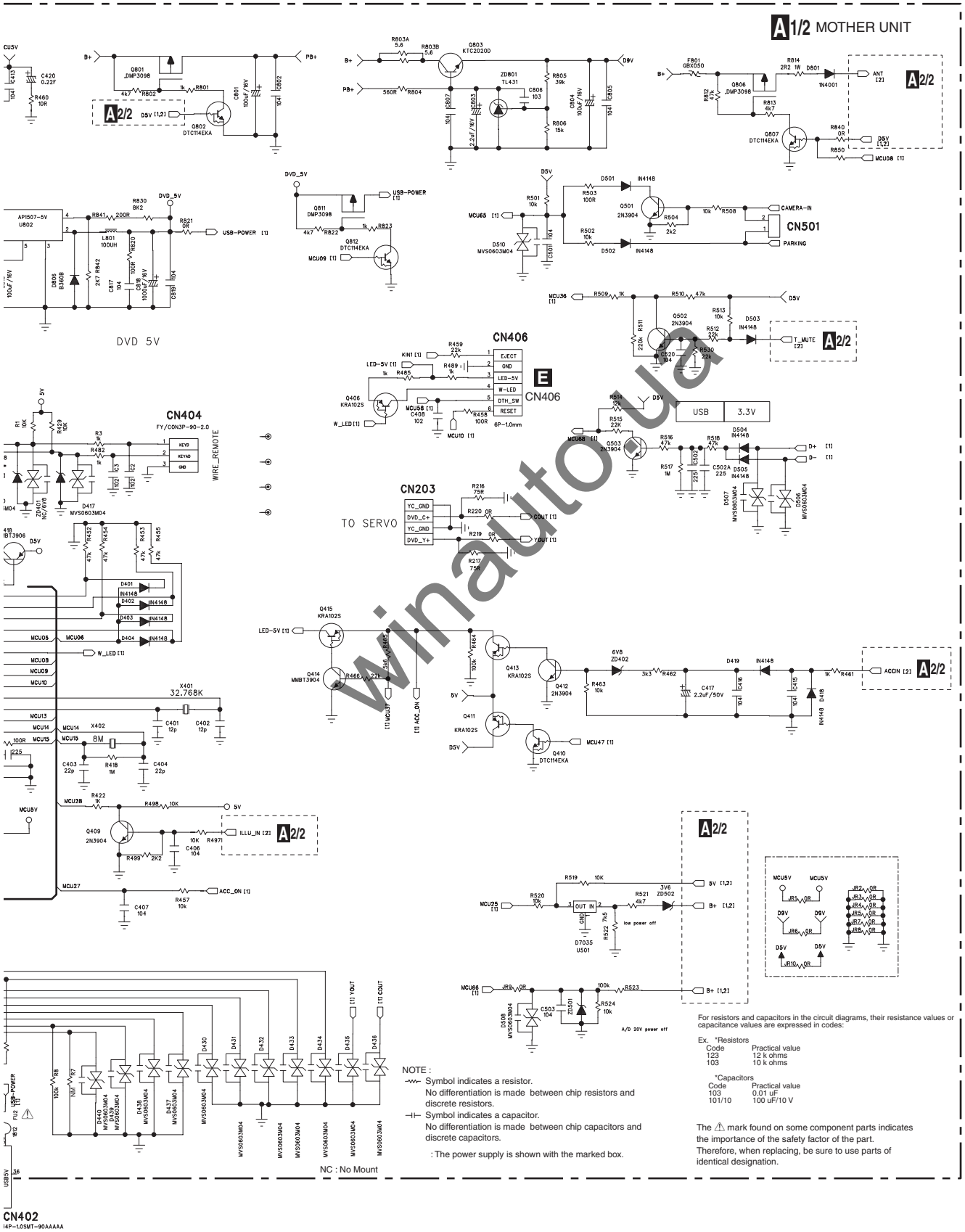

winauto.ua

A1/2

Car audio and car goods internet store Winauto

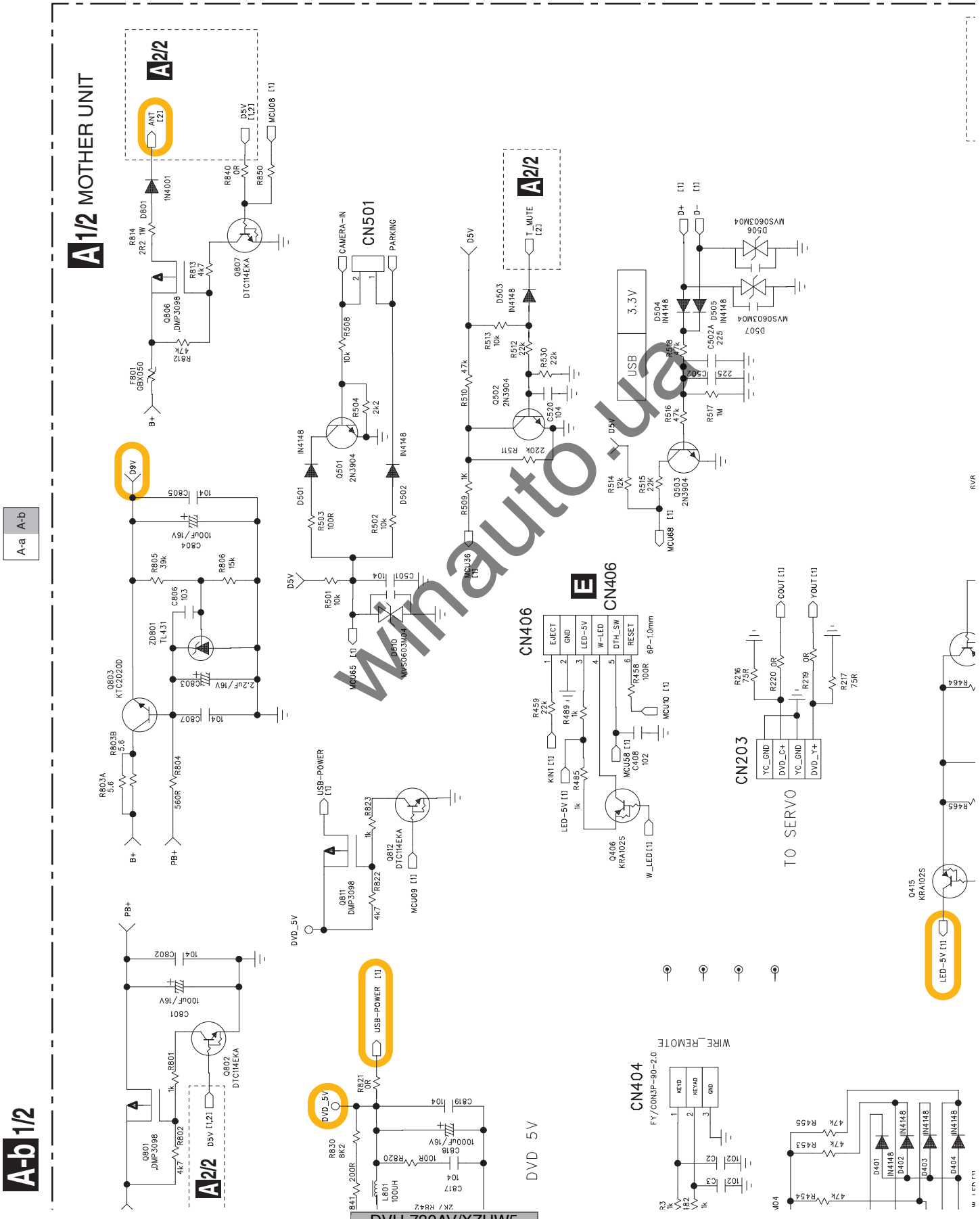

winauto.ua

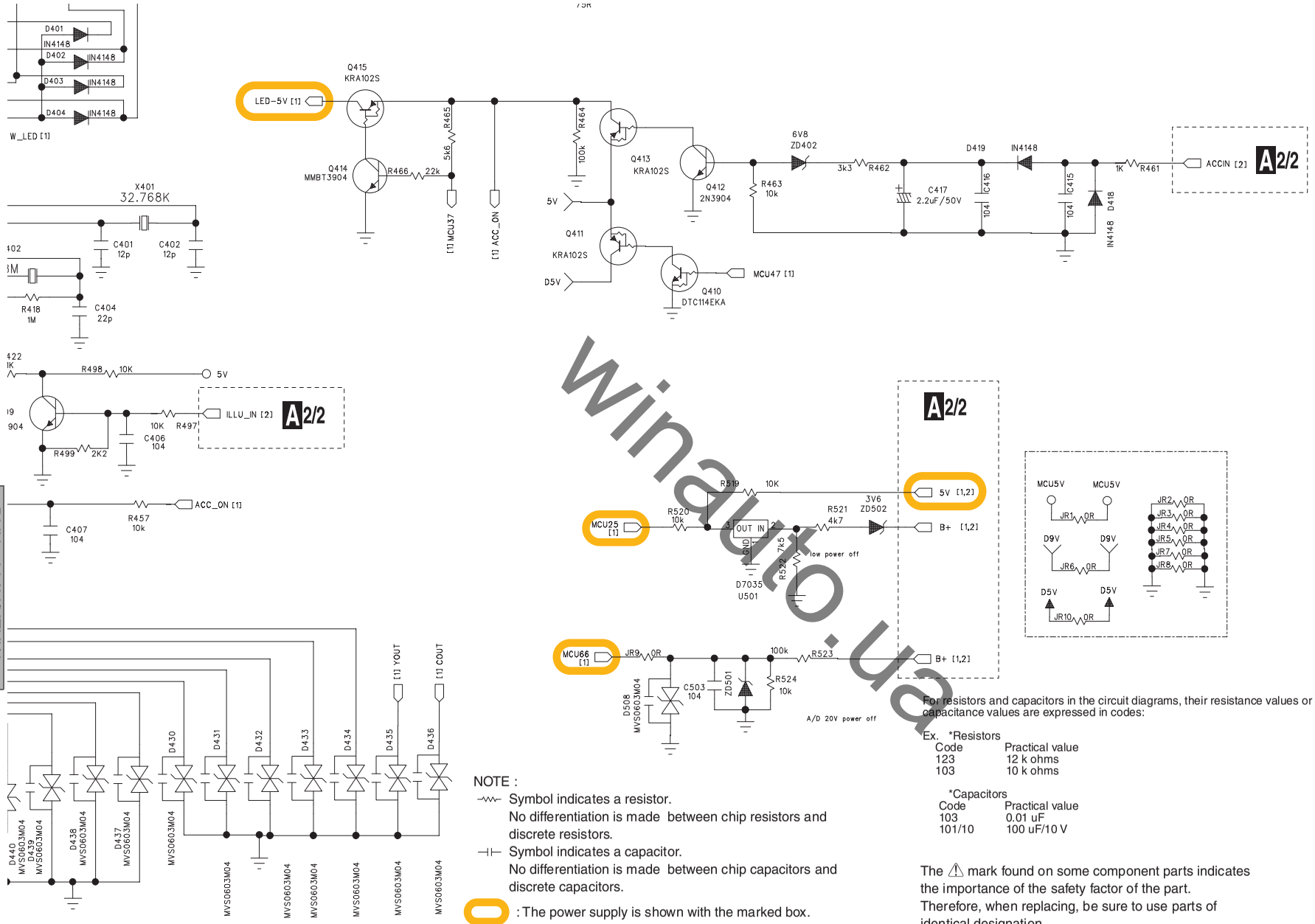

winauto.ua

DVH-730AV/XZUW5

NC : No Mount

NOTE :

Symbol indicates a resistor.
No differentiation is made between chip resistors and discrete resistors.

Symbol indicates a capacitor.
No differentiation is made between chip capacitors and discrete capacitors.

: The power supply is shown with the marked box.

For resistors and capacitors in the circuit diagrams, their resistance values or capacitance values are expressed in codes:

Ex. *Resistors

Code	Practical value
123	12 k ohms
103	10 k ohms

*Capacitors

Code	Practical value
103	0.01 uF
101/10	100 uF/10 V

The ⚠ mark found on some component parts indicates the importance of the safety factor of the part. Therefore, when replacing, be sure to use parts of identical designation.

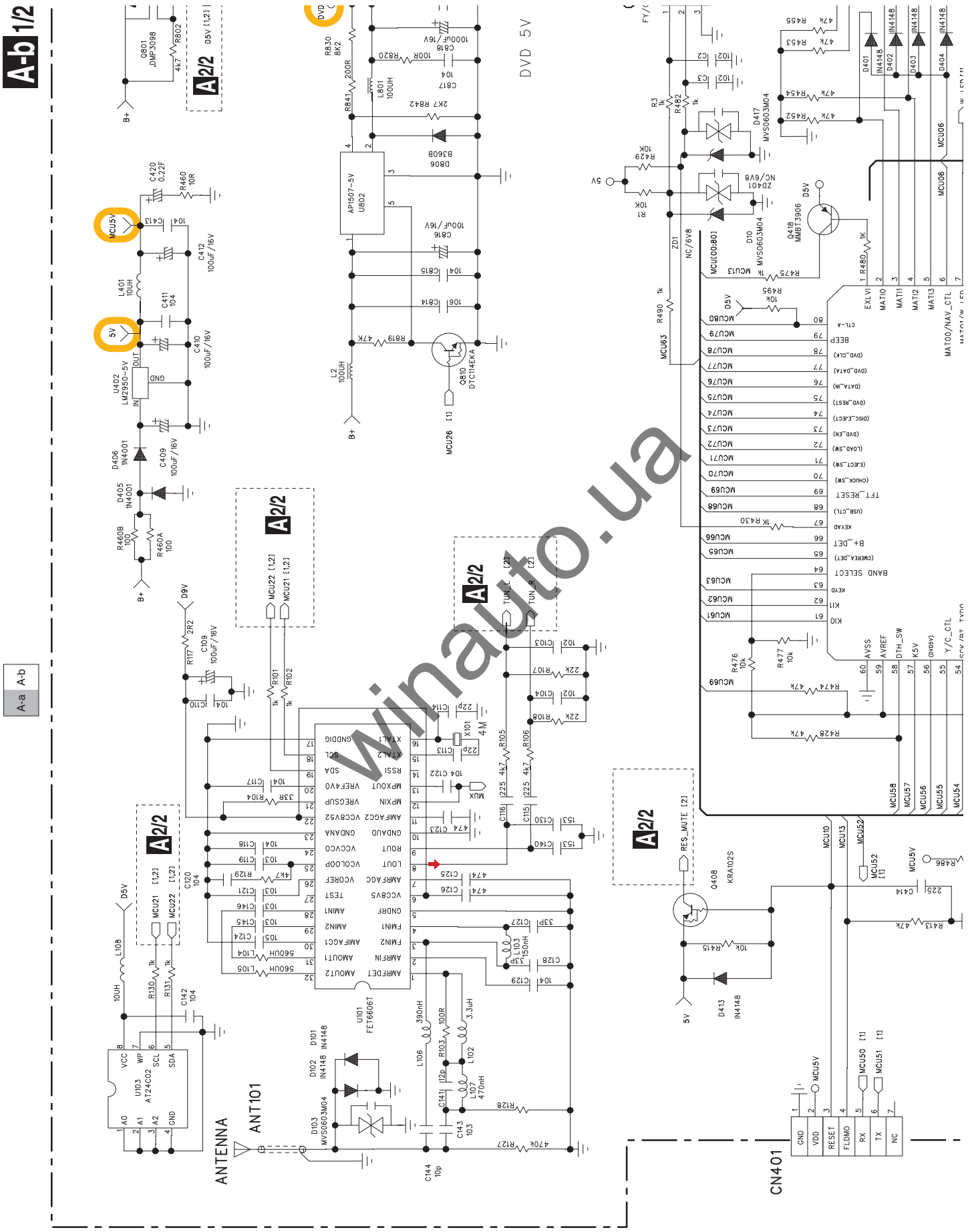
A-b 1/2
A-a 1/2
A-a A-b
A2/2
DVD 5V
ANTENNA
ANT101
CN401
U402 LM2950-5V
U103 AT24C02
U101 FET6606T
U802 AP1507-5V
Q810 DTC114EKA
Q801 DMP3098
Q408 KRA102S
Q418 MMBT3906
D417 MVS0603M04
D103 MVS0603M04
D10 MVS0603M04
ZD401 NC/6V8
X101 4M
U802
B+
5V
D5V
D9V
MCU26 [1]
MCU22 [1,2]
MCU21 [1,2]
TUN_L [2]
TUN_R [2]
RES_MUTE [2]
MCU50 [1]
MCU51 [1]
MCU52 [1]
MCU5V
MCU06
MCU58
MCU57
MCU56
MCU55
MCU54
MCU63
MCU69
MCU80:801
MCU13
MCU10
MCU52
MAT00/NAV_CTL
MAT01/W_LED
MAT10
MAT11
MAT12
MAT13
EXLVI
BAND SELECT
TFT_RESET
BEEP
DTH_SW
K5V
Y/C_CTL
AVSS
AVREF
GND
VDD
RESET
FLDMO
RX
TX
NC

winauto.ua

Car audio and car goods internet store Winauto

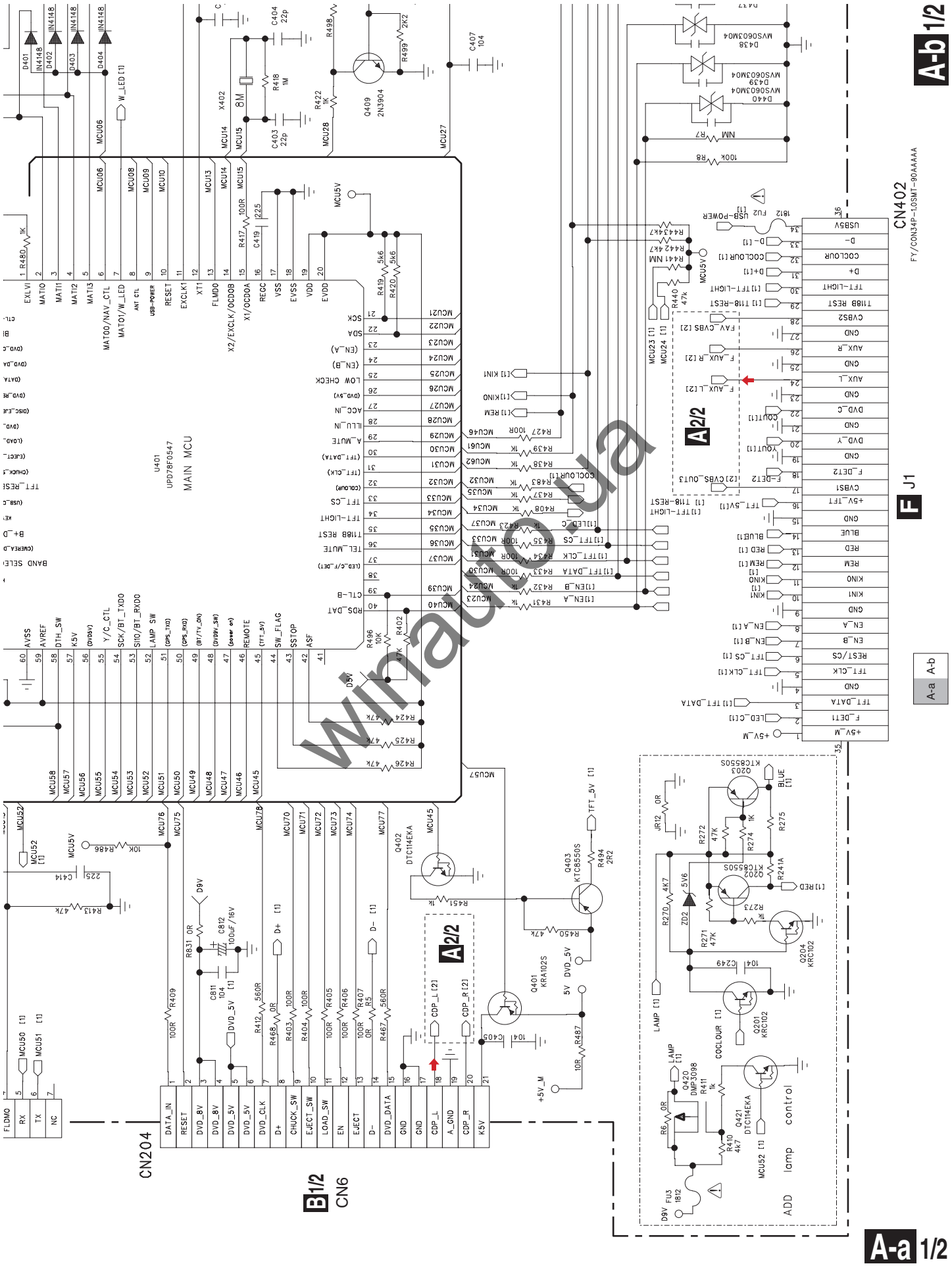

winauto.ua

Car audio and car goods internet store Winauto

10.2 MOTHER UNIT (2/2) (GUIDE PAGE)

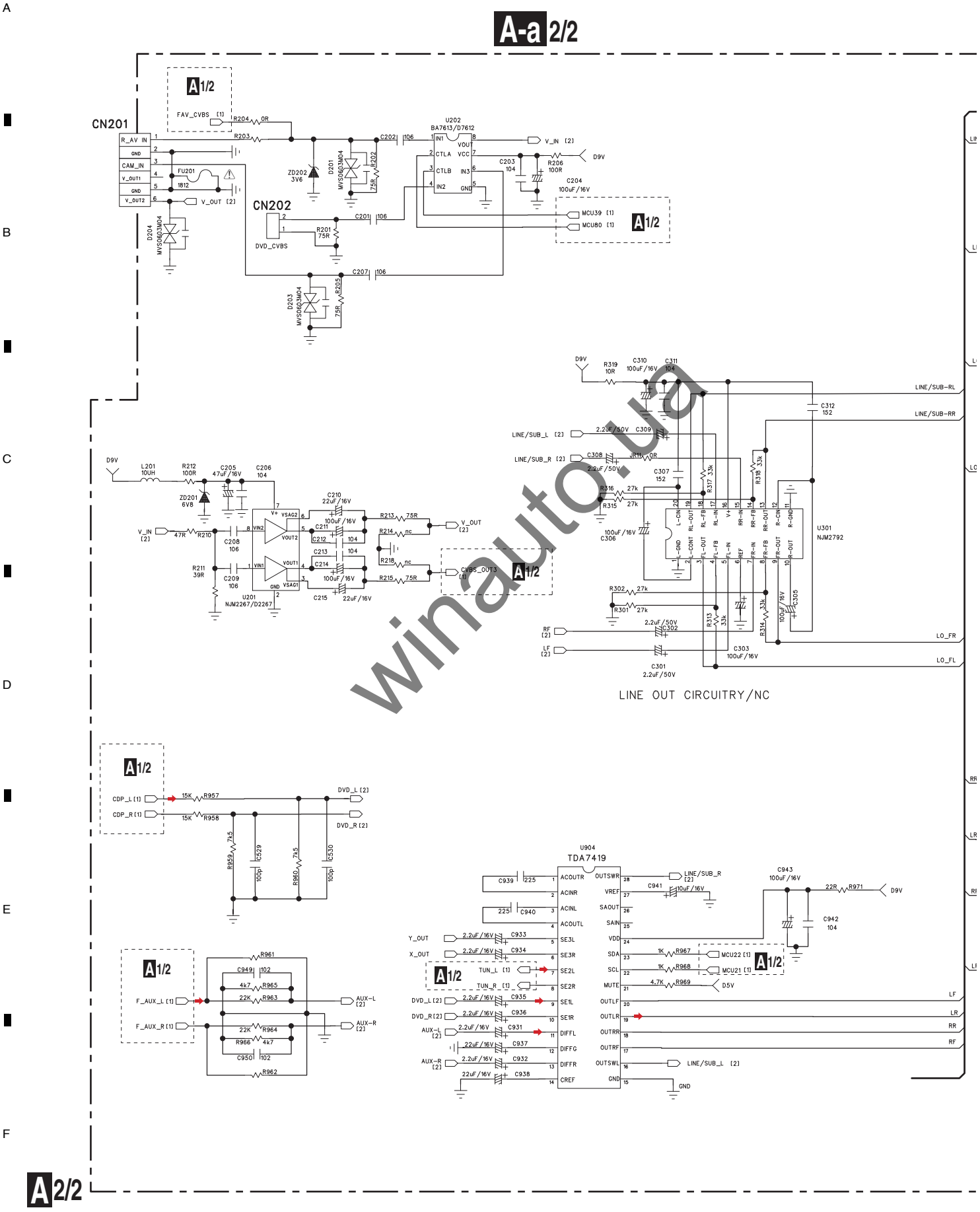

Car audio and car goods internet store Winauto

5 6 7 8

A-b 2/2

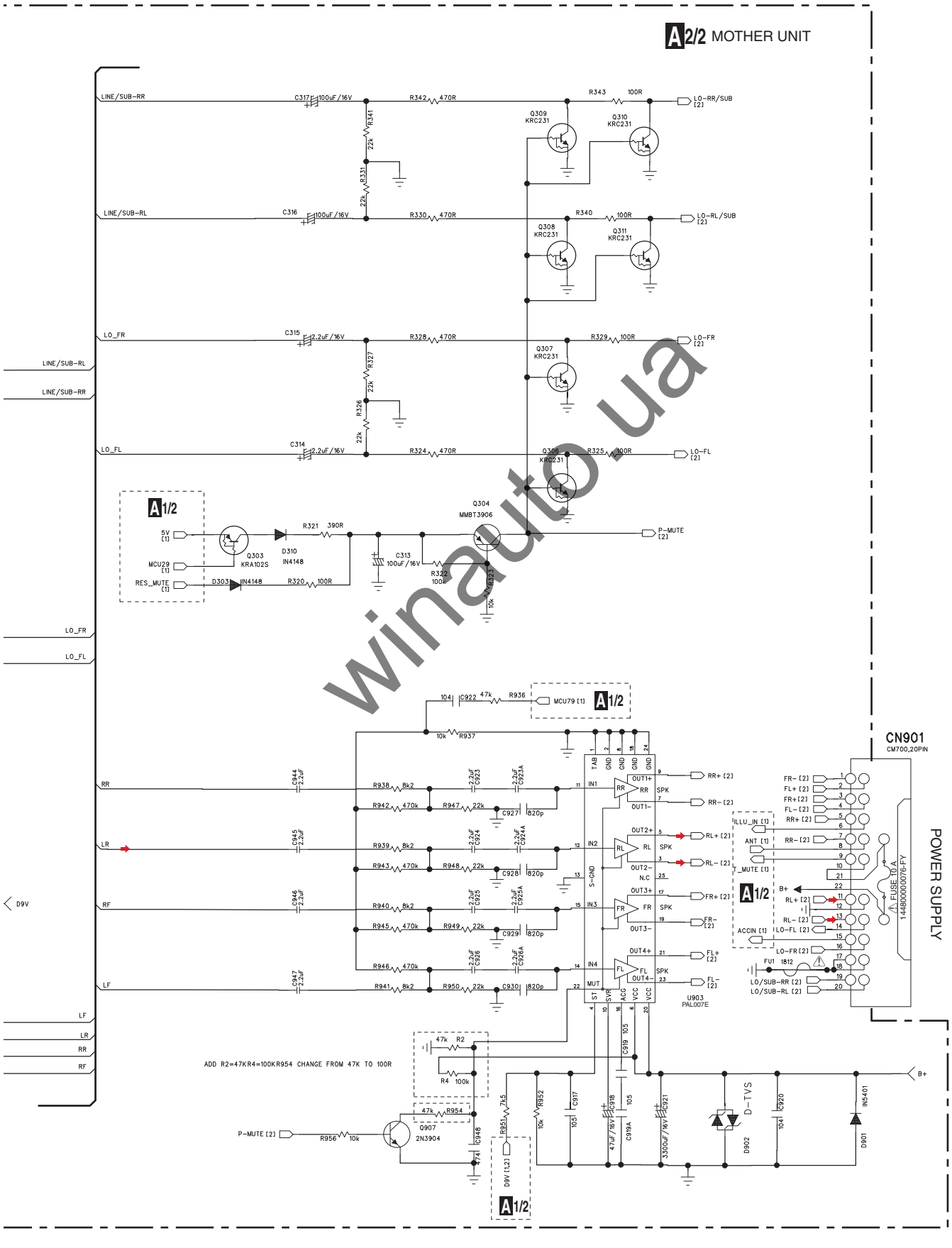

winauto.ua

Car audio and car goods internet store Winauto

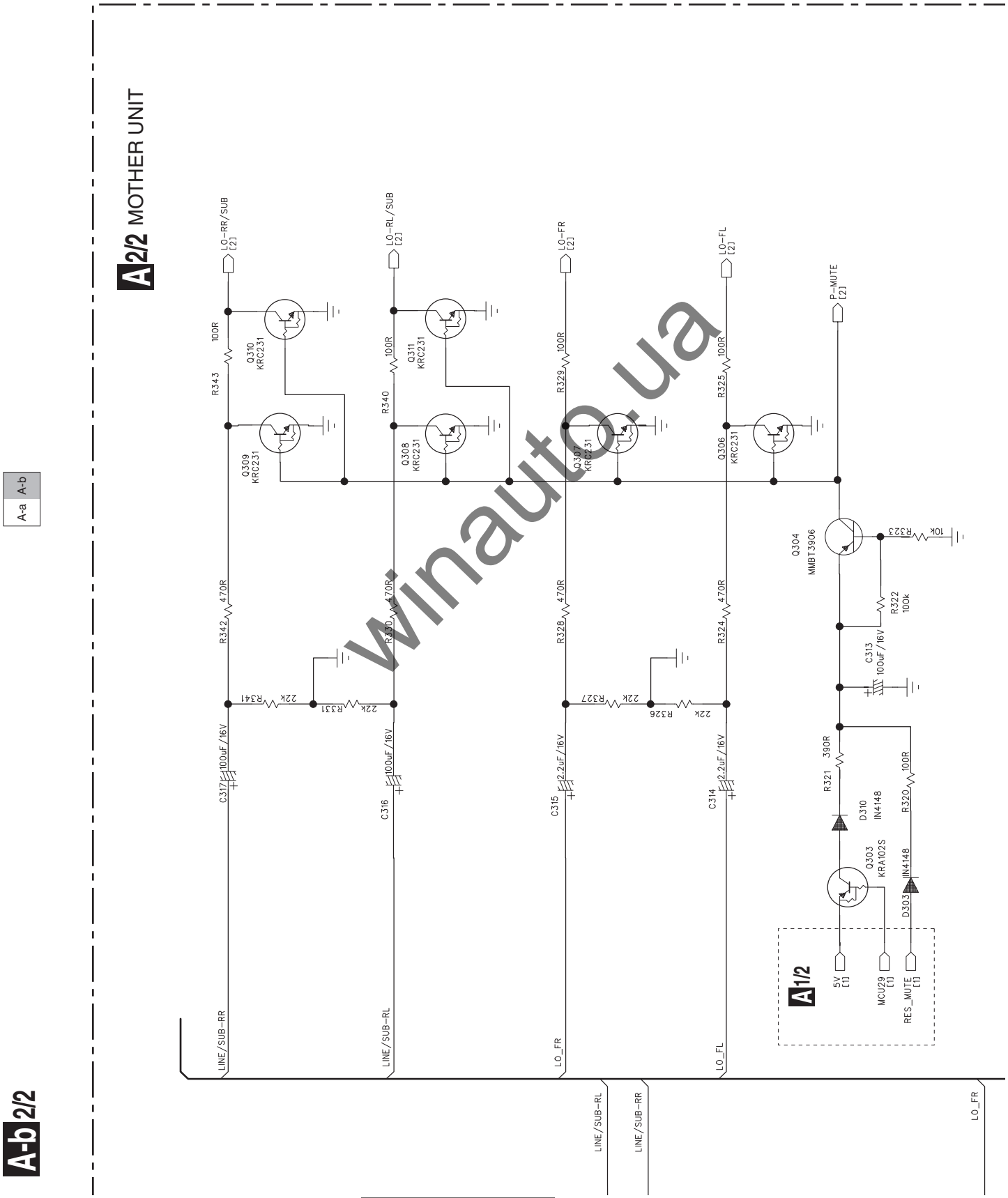

winauto.ua

A-b 2/2

Car audio and car goods internet store Winauto

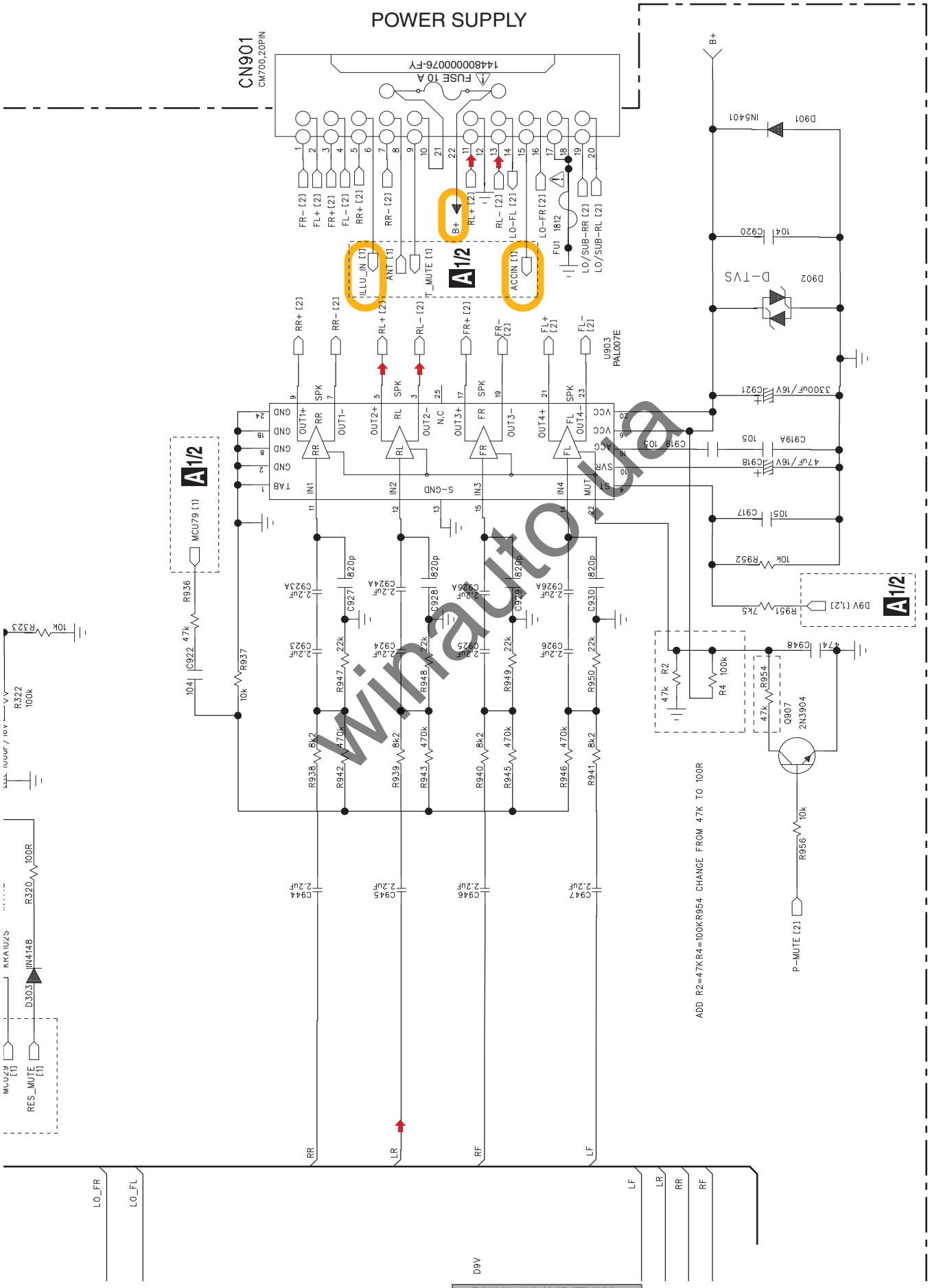

winauto.ua

Car audio and car goods internet store Winauto

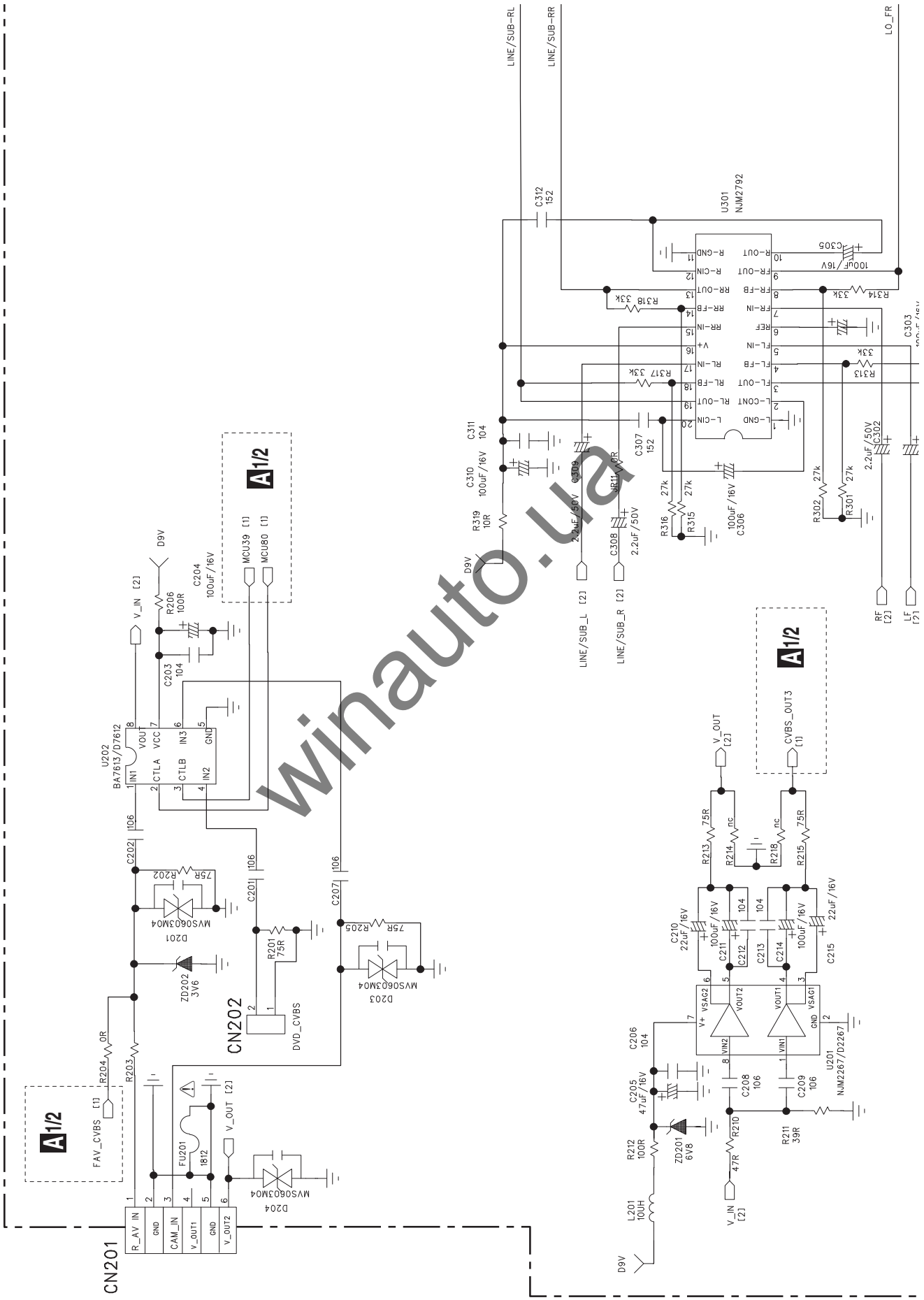

winauto.ua

Car audio and car goods internet store Winauto

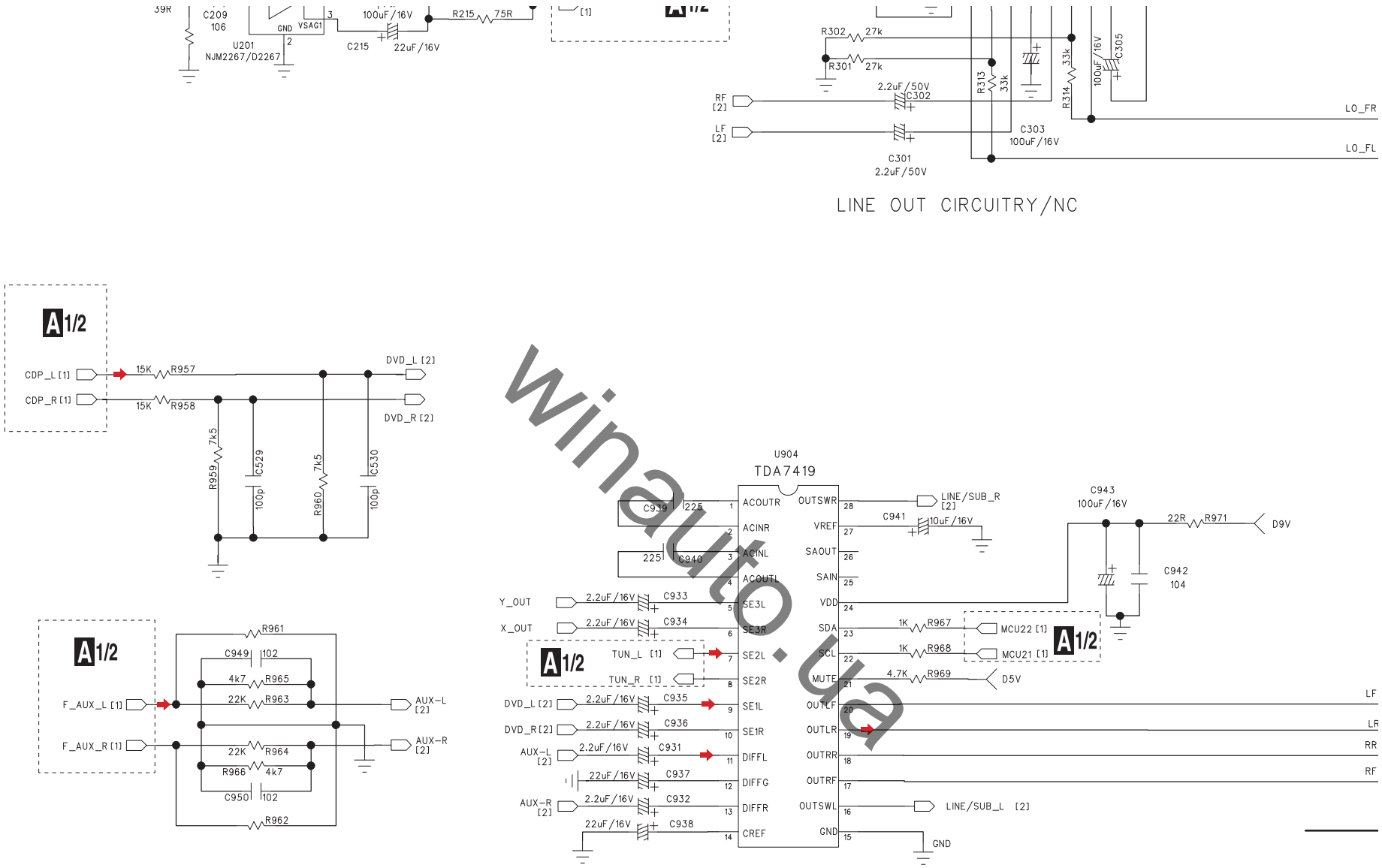

winauto.ua

Car audio and car goods internet store Winauto

10.3 DVD DECODE UNIT (POWER PART) (GUIDE PAGE)

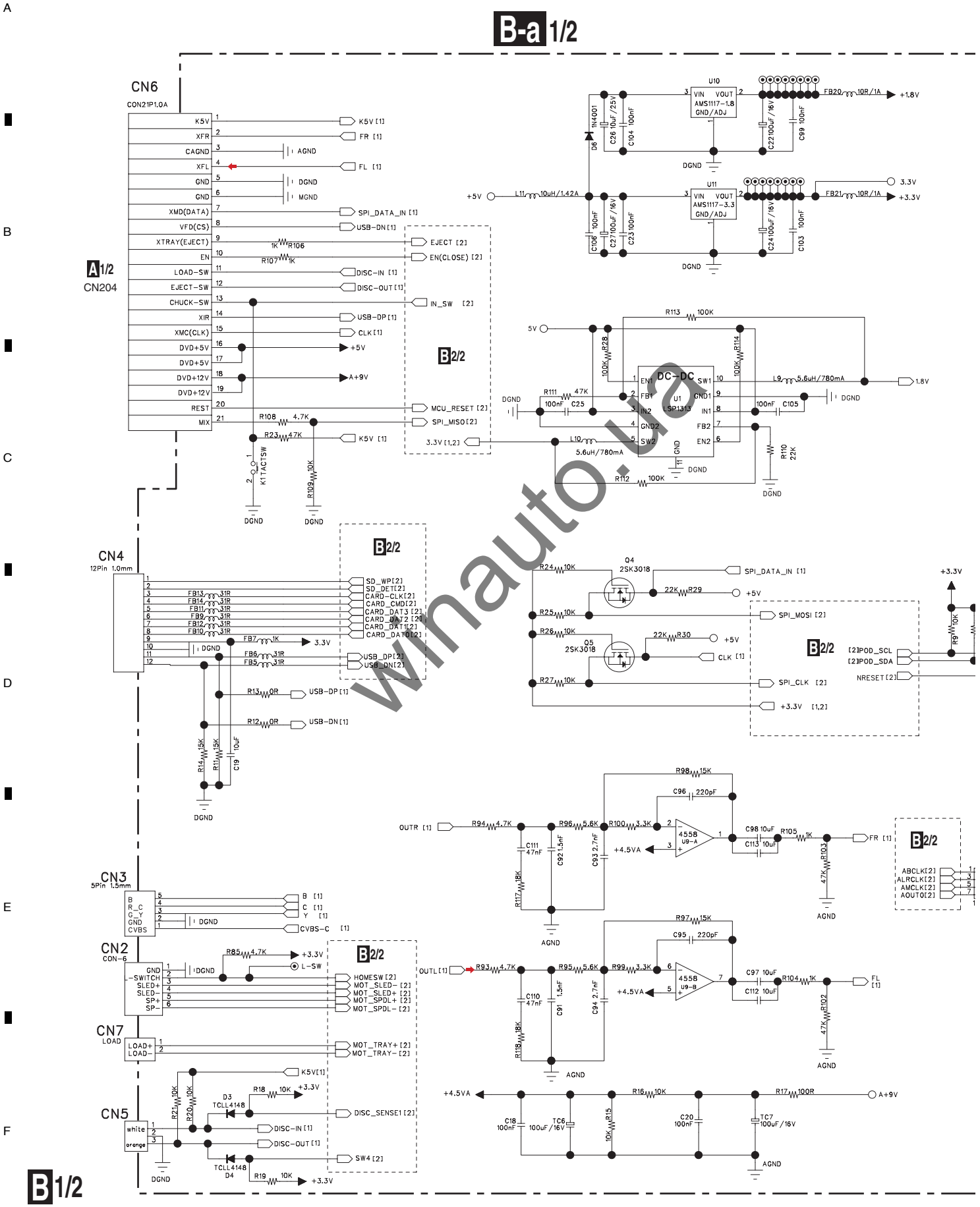

winauto.ua

Car audio and car goods internet store Winauto

B-b 1/2

B1/2 DVD DECODE UNIT (POWER PART)

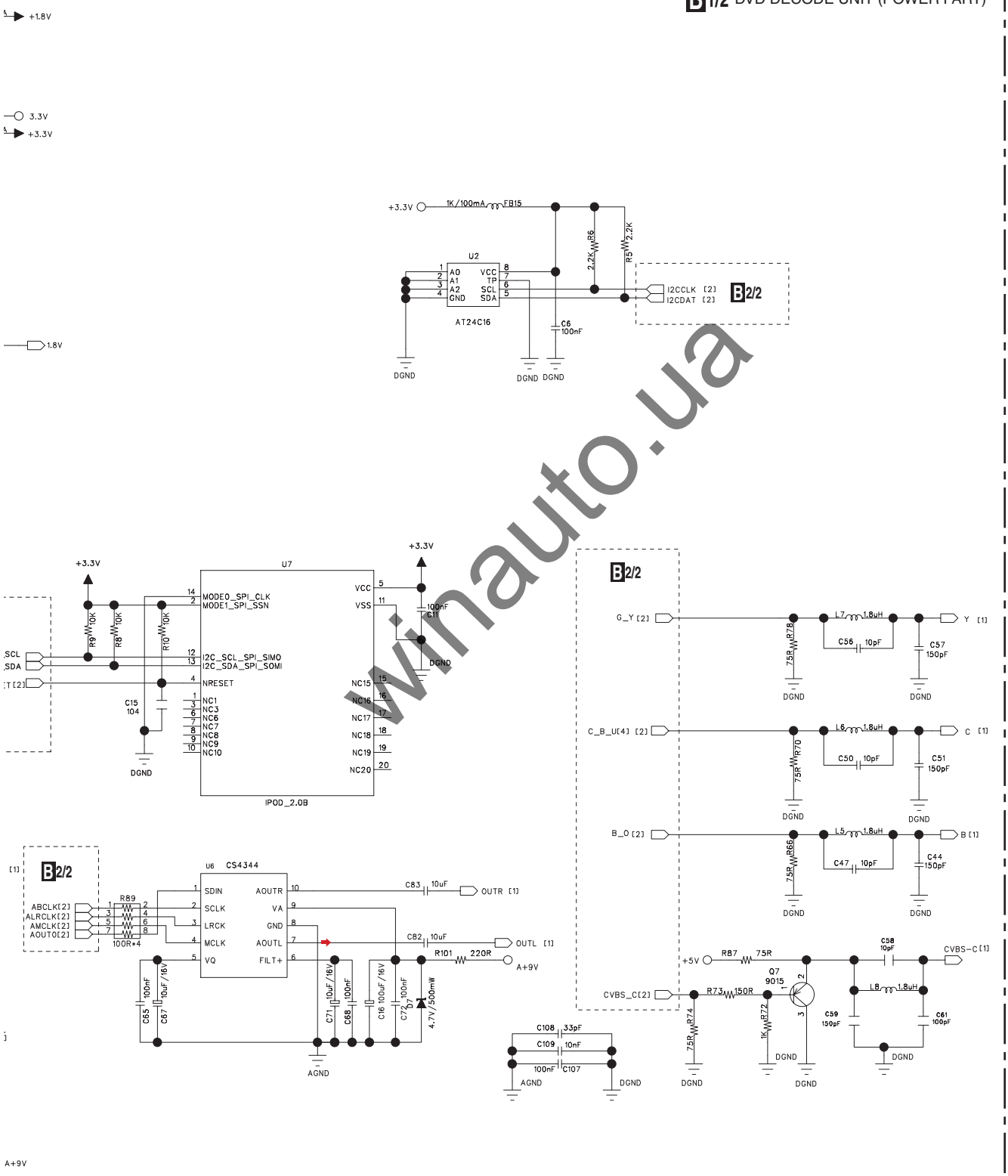

winauto.ua

B1/2

B 1/2 DVD DECODE UNIT (POWER PART)

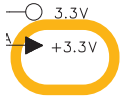

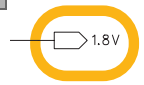

DVH-730AV/XZUW5

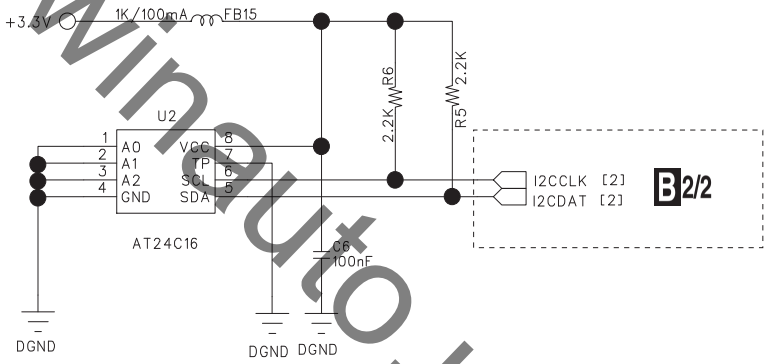

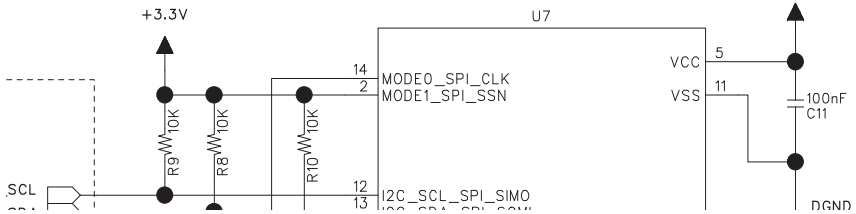

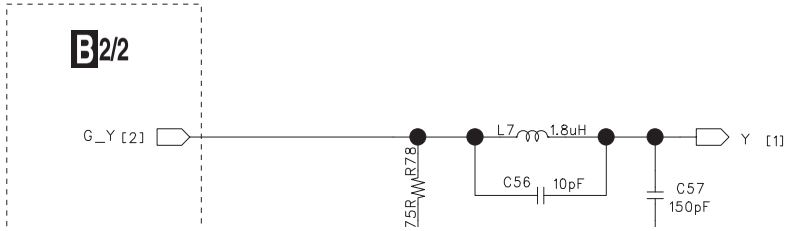

winauto.ua
Car audio and car goods internet store Winauto

Car audio and car goods internet store Winauto

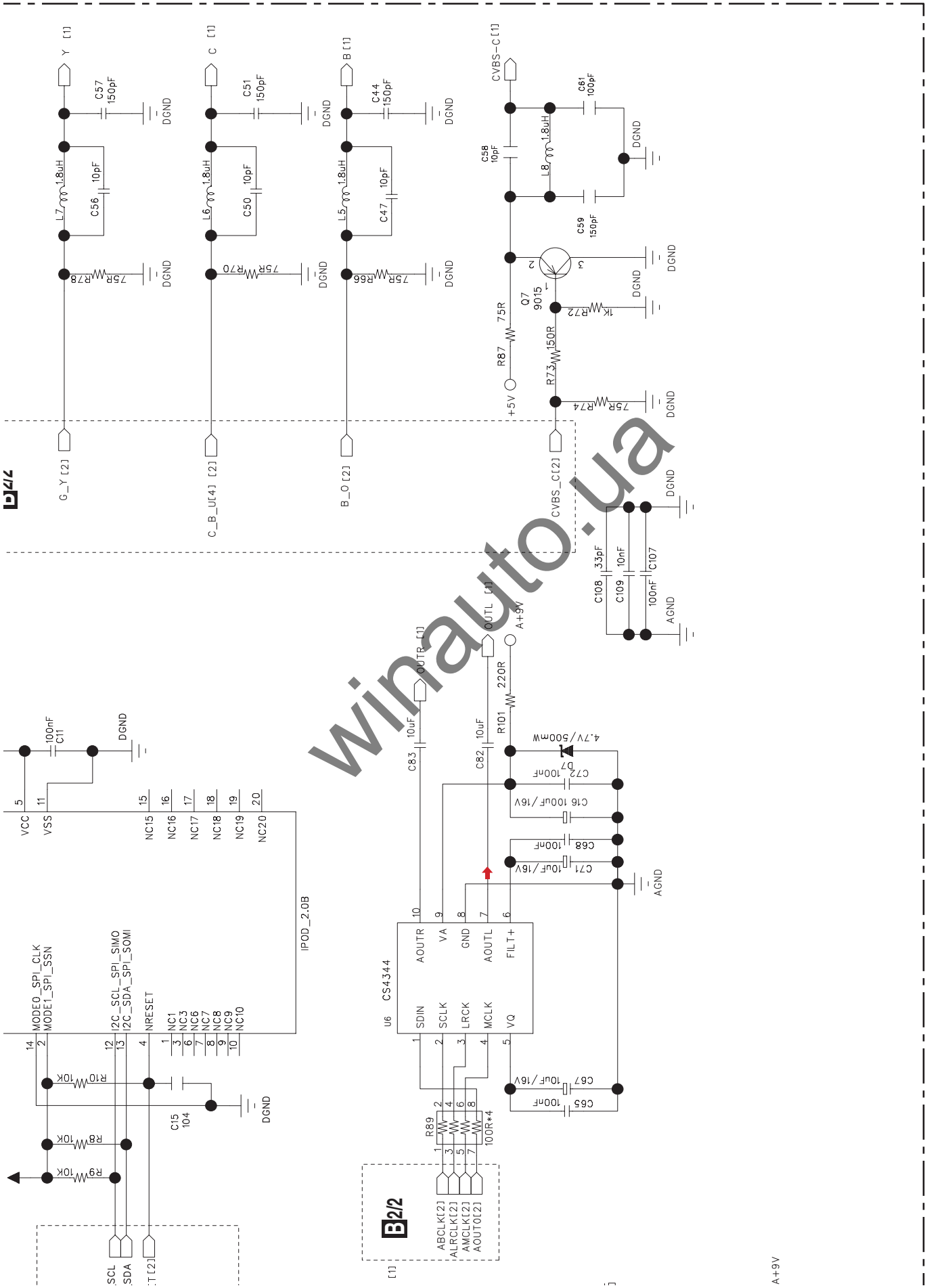

winauto.ua

Car audio and car goods internet store Winauto

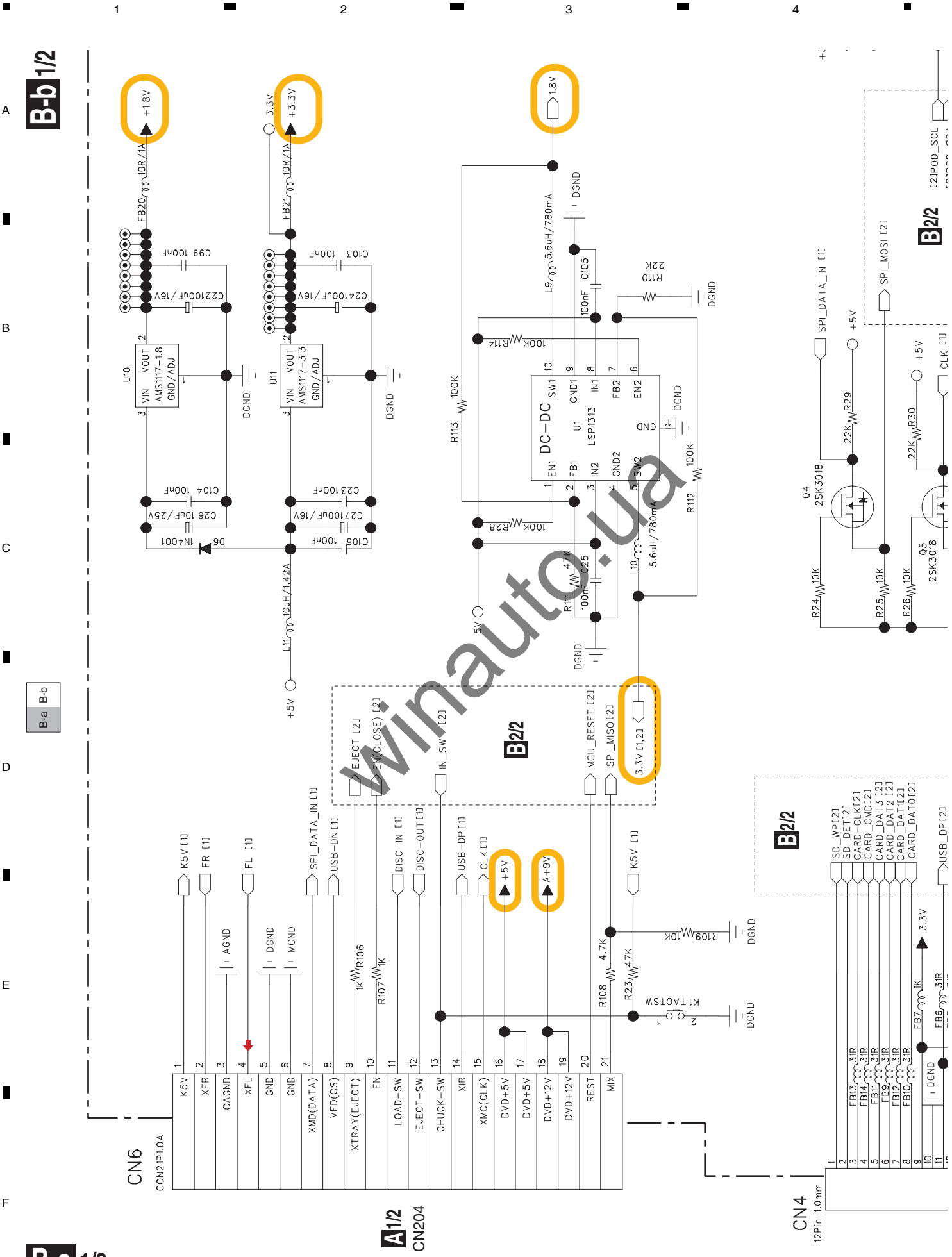

winauto.ua

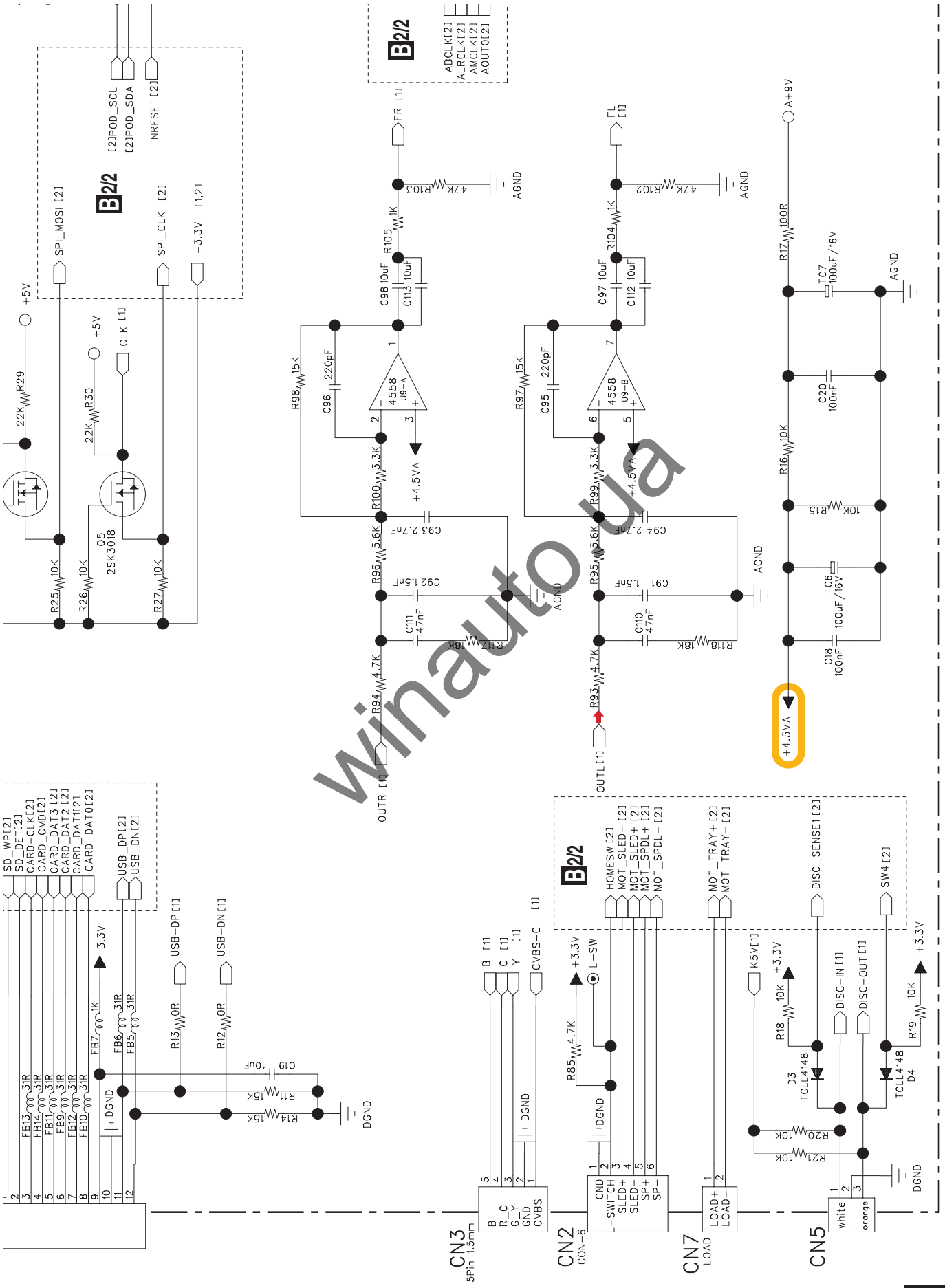
B-b 1/2
B-a B-b
B-a 1/2
B2/2
[2]POD_SCL
[2]POD_SDA
NRESET [2]
SPI_MOSI [2]
SPI_CLK [2]
+3.3V [1,2]
+5V
CLK [1]
R29 22K
R30 22K
Q5 2SK3018
R25 10K
R26 10K
R27 10K
ABCLK[2]
ALRCLK[2]
AMCLK[2]
AOUT0[2]
FR [1]
FL [1]
R103 47K
R102 47K
R105 1K
R104 1K
C98 10uF
C113 10uF
C97 10uF
C112 10uF
R98 15K
R97 15K
C96 220pF
C95 220pF
4558 U9-A
4558 U9-B
R100 3.3K
R99 3.3K
+4.5VA
C93 2.7nF
C94 2.7nF
R96 5.6K
R95 5.6K
C92 1.5nF
C91 1.5nF
C111 47nF
C110 47nF
R117 18K
R118 18K
R94 4.7K
R93 4.7K
OUTR [1]
OUTL [1]
AGND
A+9V
R17 100R
R16 10K
R15 10K
C20 100nF
TC7 100uF/16V
TC6 100uF/16V
C18 100nF
SD_WP[2]
SD_DET[2]
CARD_CLK[2]
CARD_CMD[2]
CARD_DAT3[2]
CARD_DAT2[2]
CARD_DAT1[2]
CARD_DAT0[2]
USB_DP[2]
USB_DN[2]
3.3V
FB7 1K
FB6 31R
FB5 31R
FB13 31R
FB14 31R
FB11 31R
FB9 31R
FB12 31R
FB10 31R
USB-DP [1]
USB-DN [1]
R13 0R
R12 0R
C19 10uF
R11 15K
R14 15K
DGND
B [1]
C [1]
Y [1]
CVBS-C [1]
HOMESW [2]
MOT_SLED- [2]
MOT_SLED+ [2]
MOT_SPDL+ [2]
MOT_SPDL- [2]
+3.3V
L-SW
R85 4.7K
MOT_TRAY+ [2]
MOT_TRAY- [2]
K5V[1]
DISC_SENSE1 [2]
SW4 [2]
R18 10K
R19 10K
D3 TCLL4148
D4 TCLL4148
DISC-IN [1]
DISC-OUT [1]
R20 10K
R21 10K
CN3 5Pin 1.5mm
B
R_C
G_Y
GND
CVBS
CN2 CON-6
GND
-SWITCH
SLED+
SLED-
SP+
SP-
CN7 LOAD
LOAD+
LOAD-
CN5
white
orange

winauto.ua

Car audio and car goods internet store Winauto

10.4 DVD DECODE UNIT (MAIN PART) (GUIDE PAGE)

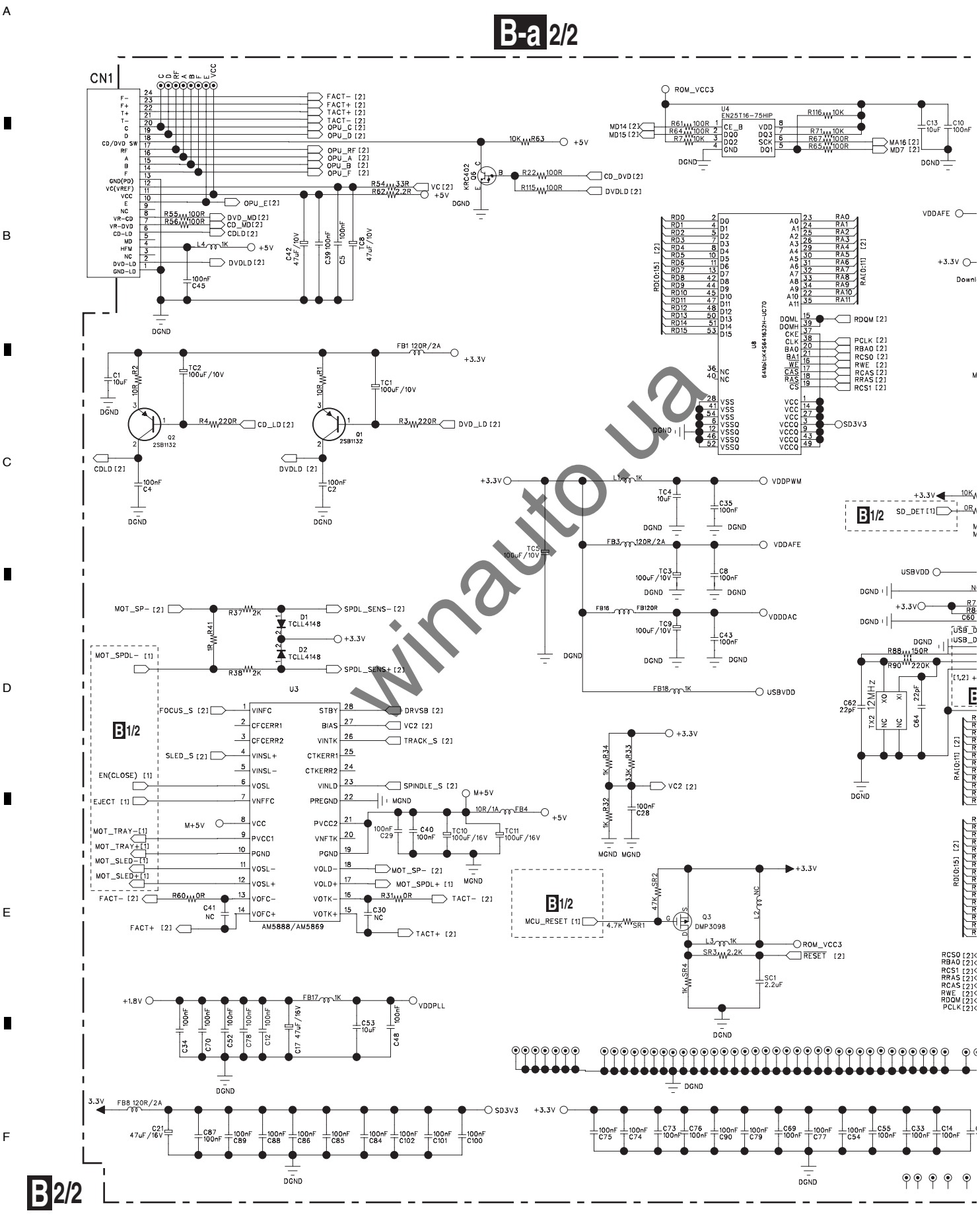

winauto.ua

Car audio and car goods internet store Winauto

B-b 2/2

B2/2 DVD DECODE UNIT (MAIN PART)

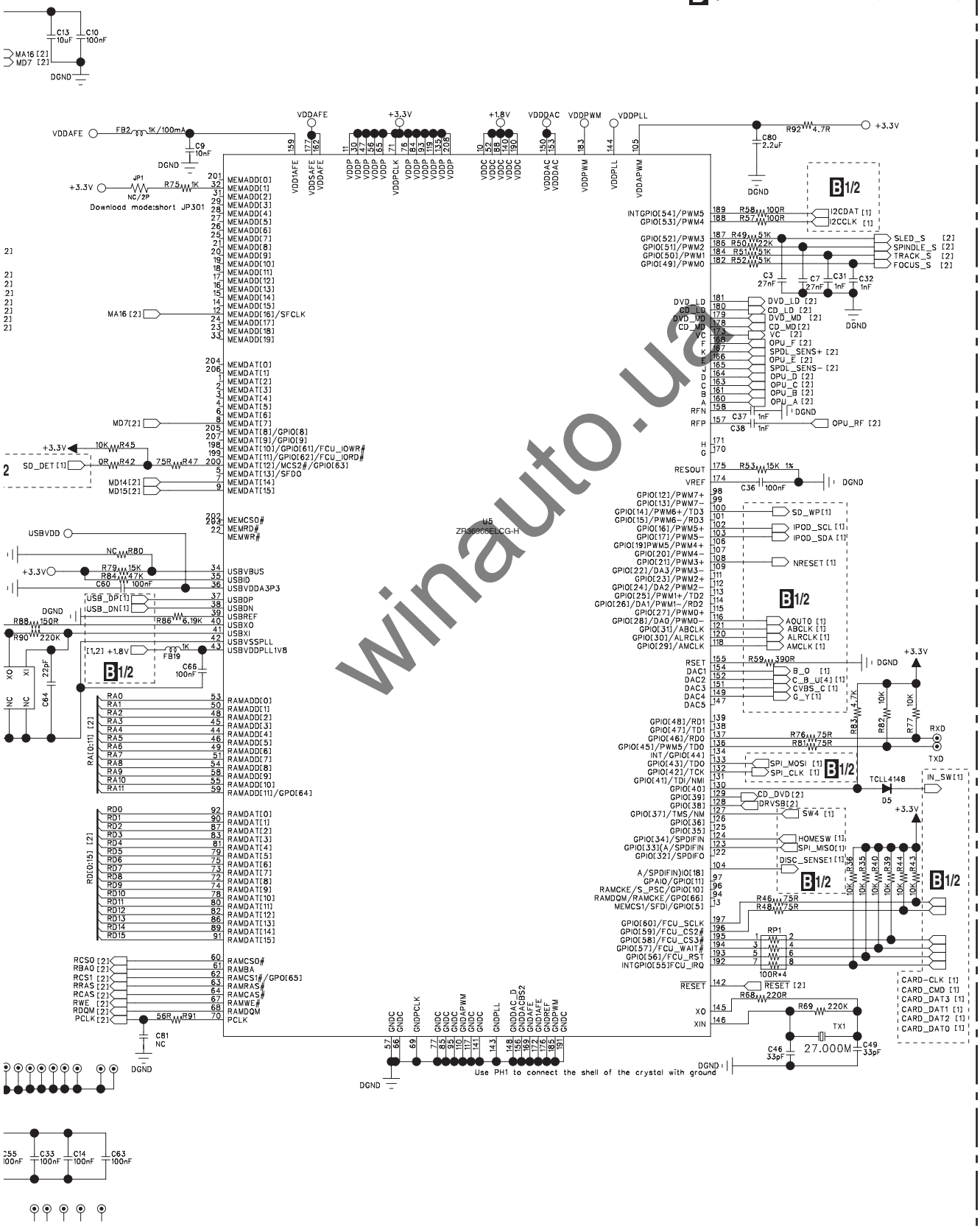

winauto.ua

B2/2

Car audio and car goods internet store Winauto

B 2/2 DVD DECODE UNIT (MAIN PART)

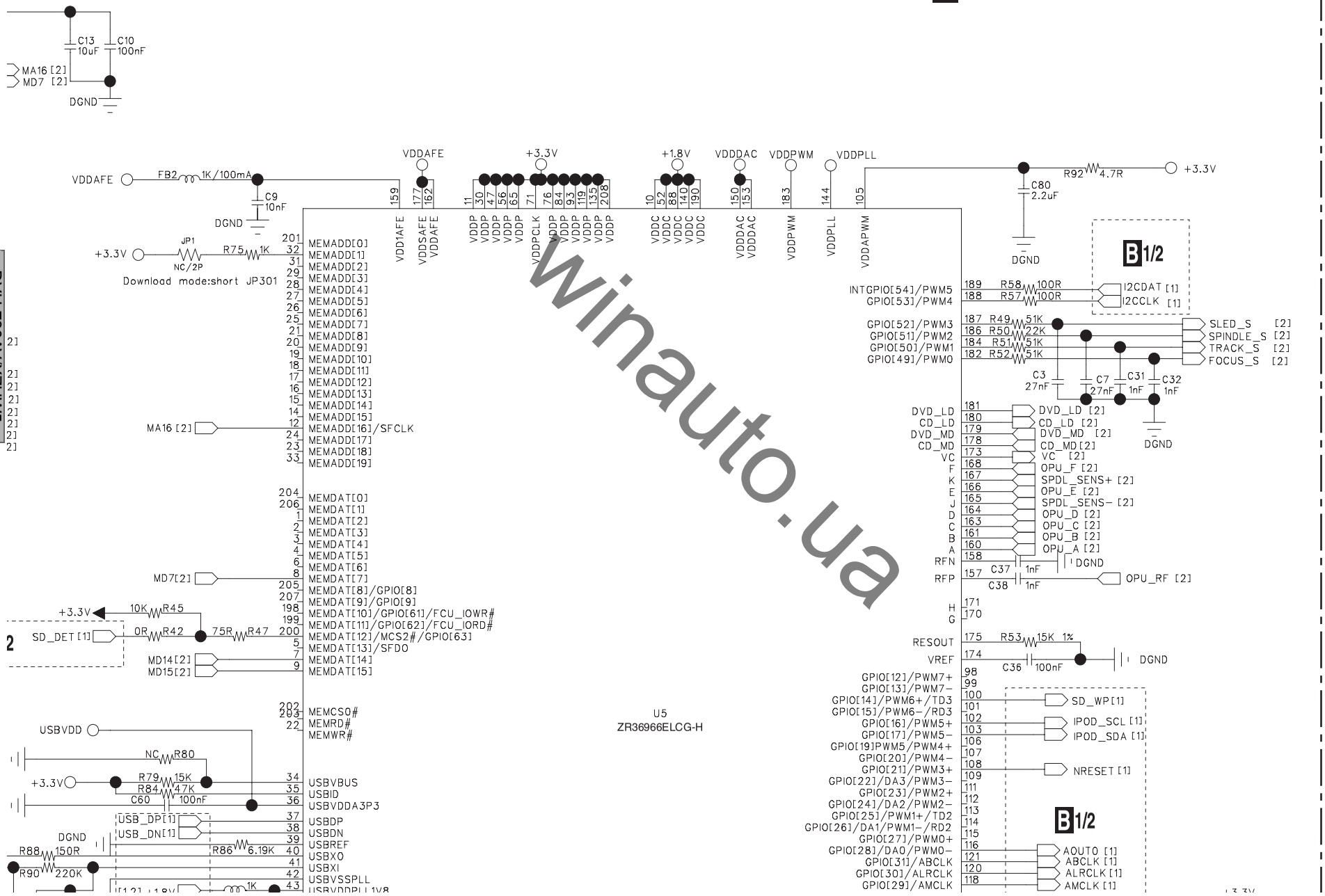

winauto.ua



winauto.ua

DVH-730AV/XZUW5

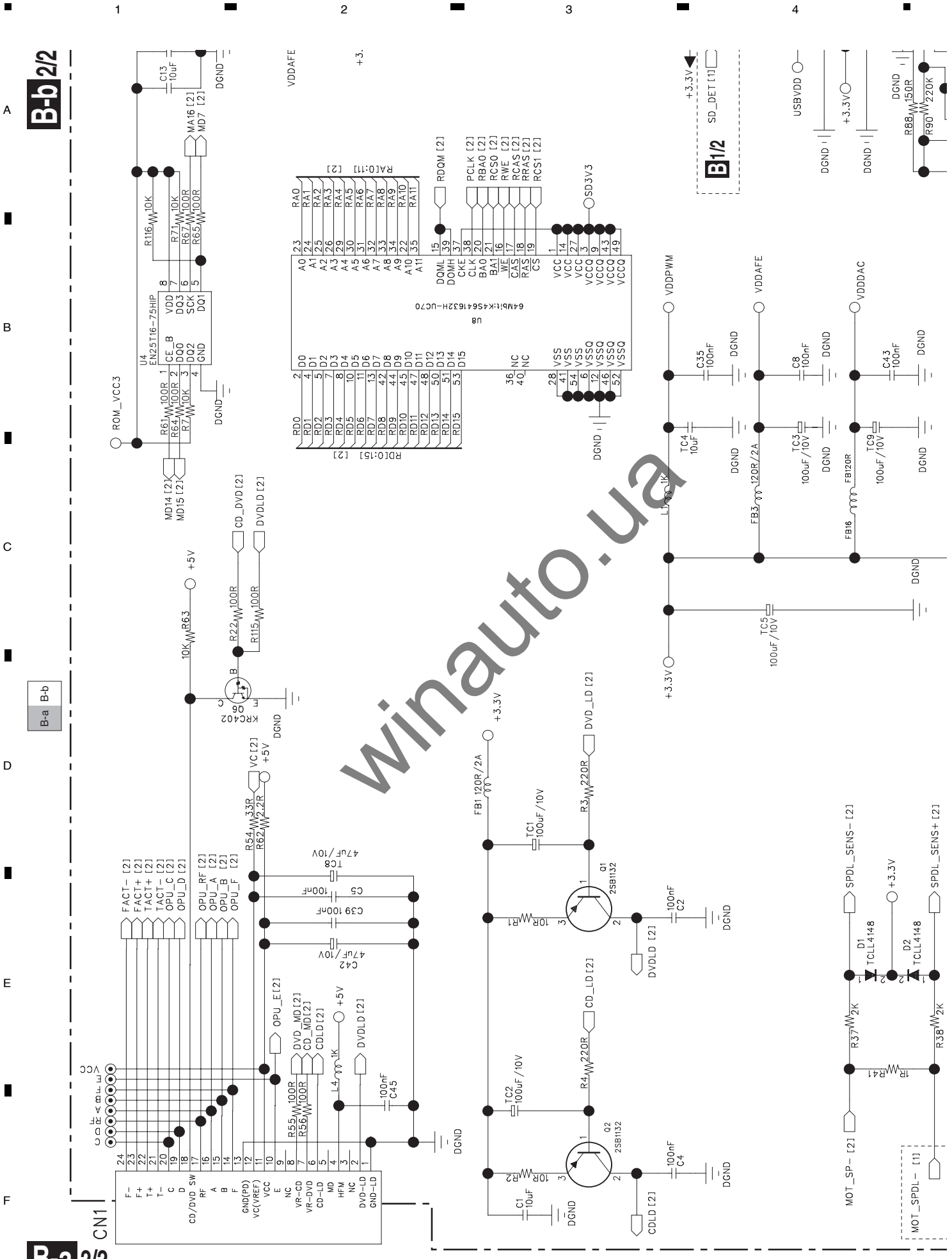
B-b 2/2
B-a B-b
B-a 2/2
B1/2
CN1
U4
EN25T16-75HIP
U8
64Mbit:K4S641632H-UC70
ROM_VCC3
VDDAFE
VDDPWM
VDDAC
USBVDD
SD_DET [1]
SD3V3
RDQM [2]
PCLK [2]
RBA0 [2]
RCS0 [2]
RWE [2]
RCAS [2]
RRAS [2]
RCS1 [2]
RA[0:11] [2]
RD[0:15] [2]
MA16 [2]
MD7 [2]
MD14 [2]
MD15 [2]
CD_DVD [2]
DVDLD [2]
DVD_LD [2]
CD_LD [2]
CDLD [2]
OPU_E [2]
DVD_MD [2]
CD_MD [2]
VC [2]
FACT- [2]
FACT+ [2]
TACT+ [2]
TACT- [2]
OPU_C [2]
OPU_D [2]
OPU_RF [2]
OPU_A [2]
OPU_B [2]
OPU_F [2]
SPDL_SENS- [2]
SPDL_SENS+ [2]
MOT_SP- [2]
MOT_SPDL- [1]
DGND
+3.3V
+5V
VCC
F- F+ T+ T- C D CD/DVD_SW RF A B F GND(PD) VC(VREF) VCC E NC VR-CD VR-DVD CD-LD MD HFM NC DVD-LD GND-LD

winauto.ua

Car audio and car goods internet store Winauto

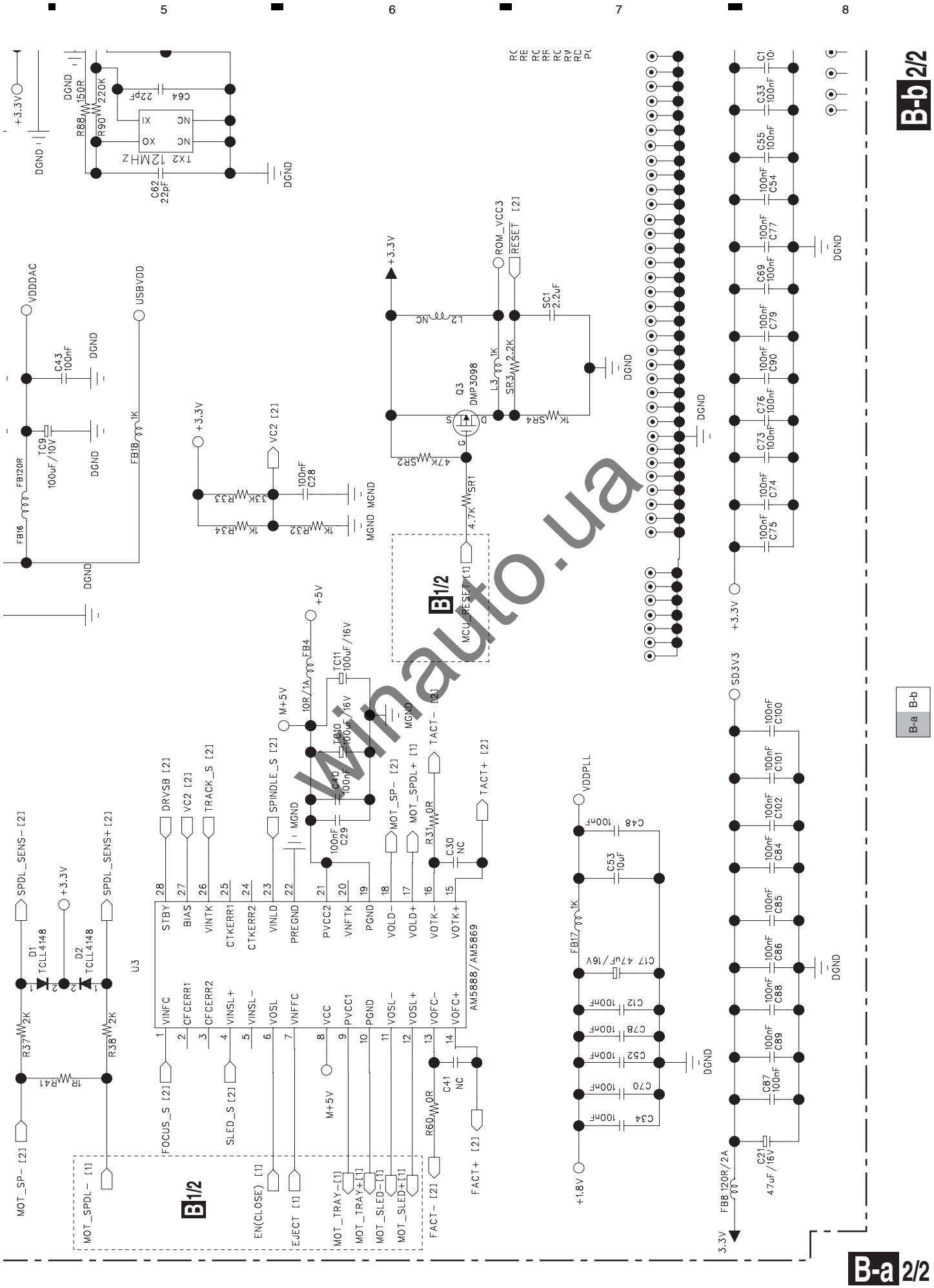

Winauto.ua

Car audio and car goods internet store Winauto

10.5 KEYBOARD PCB and AUX PCB (GUIDE PAGE)

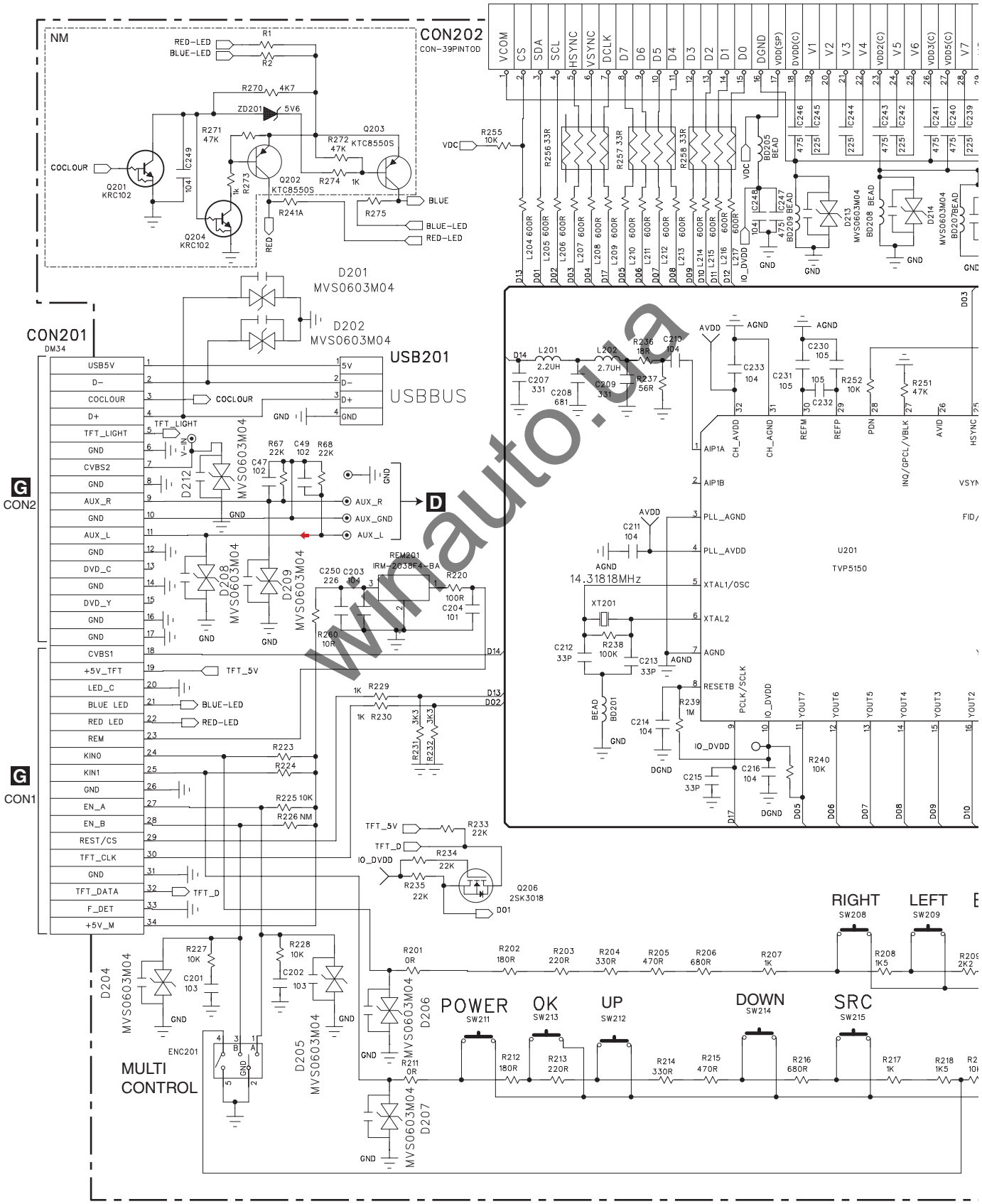

winauto.ua

Car audio and car goods internet store Winauto

5 6 7 8

C-b

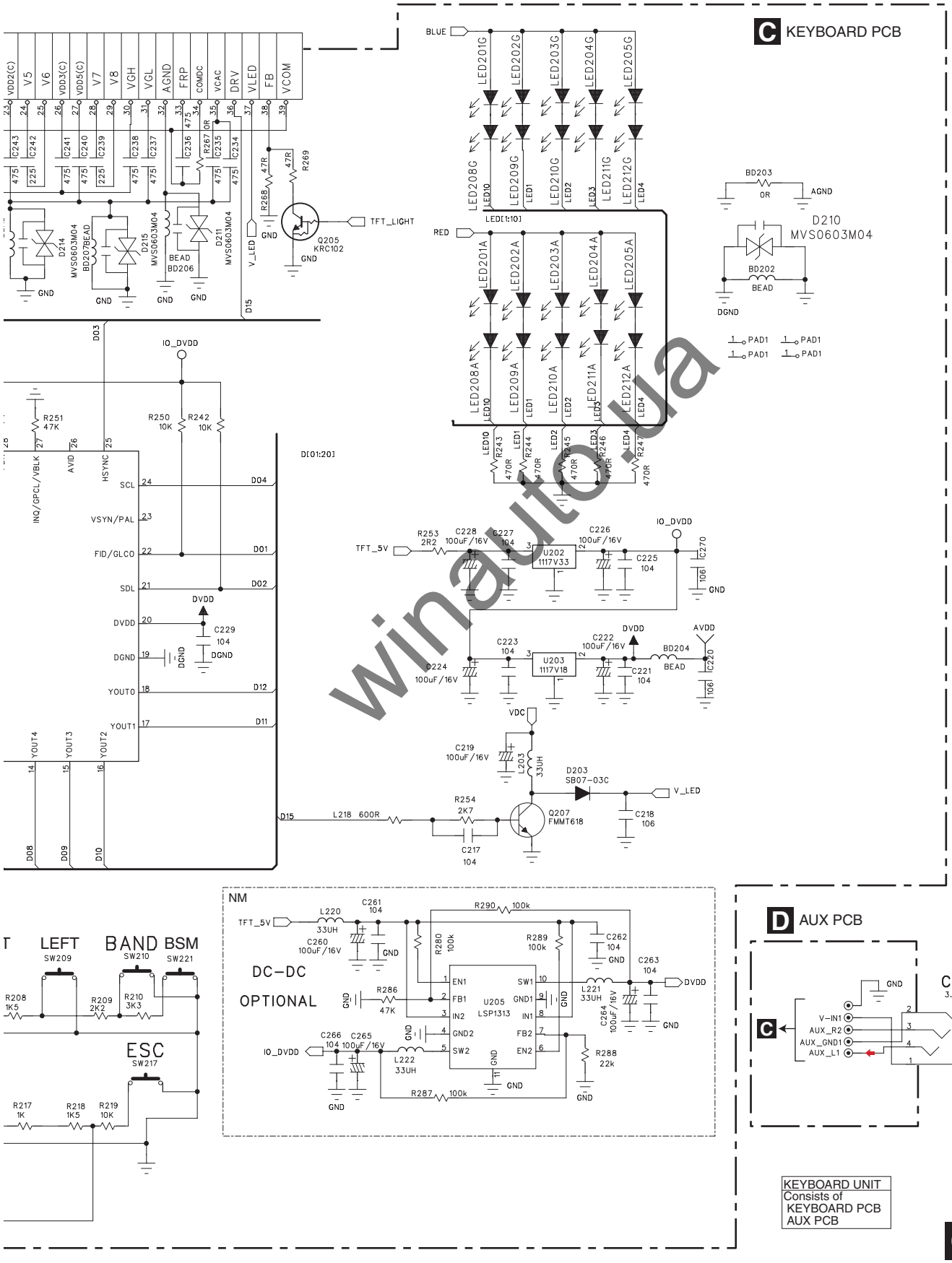

winauto.ua

C D

Car audio and car goods internet store Winauto

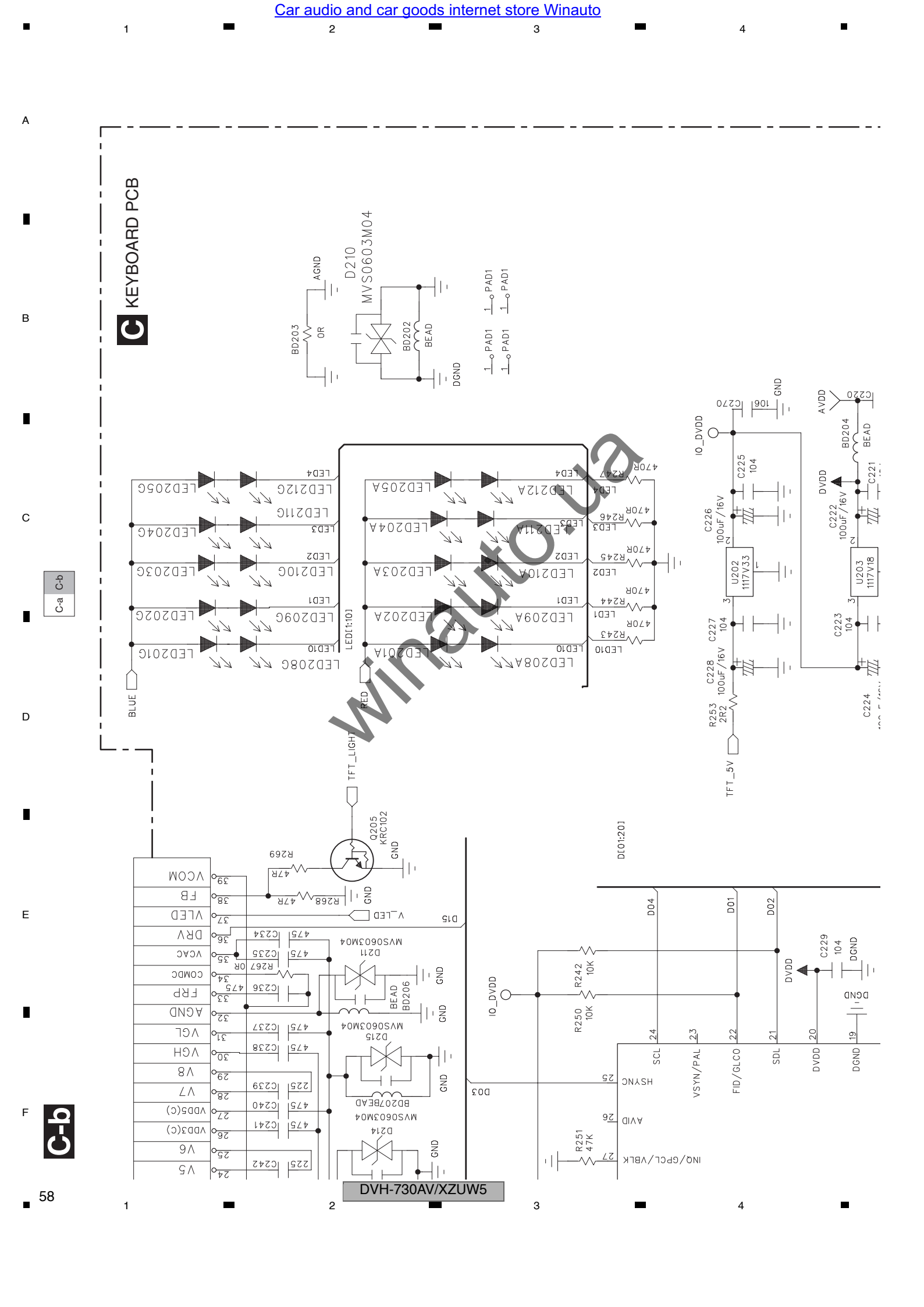

winauto.ua

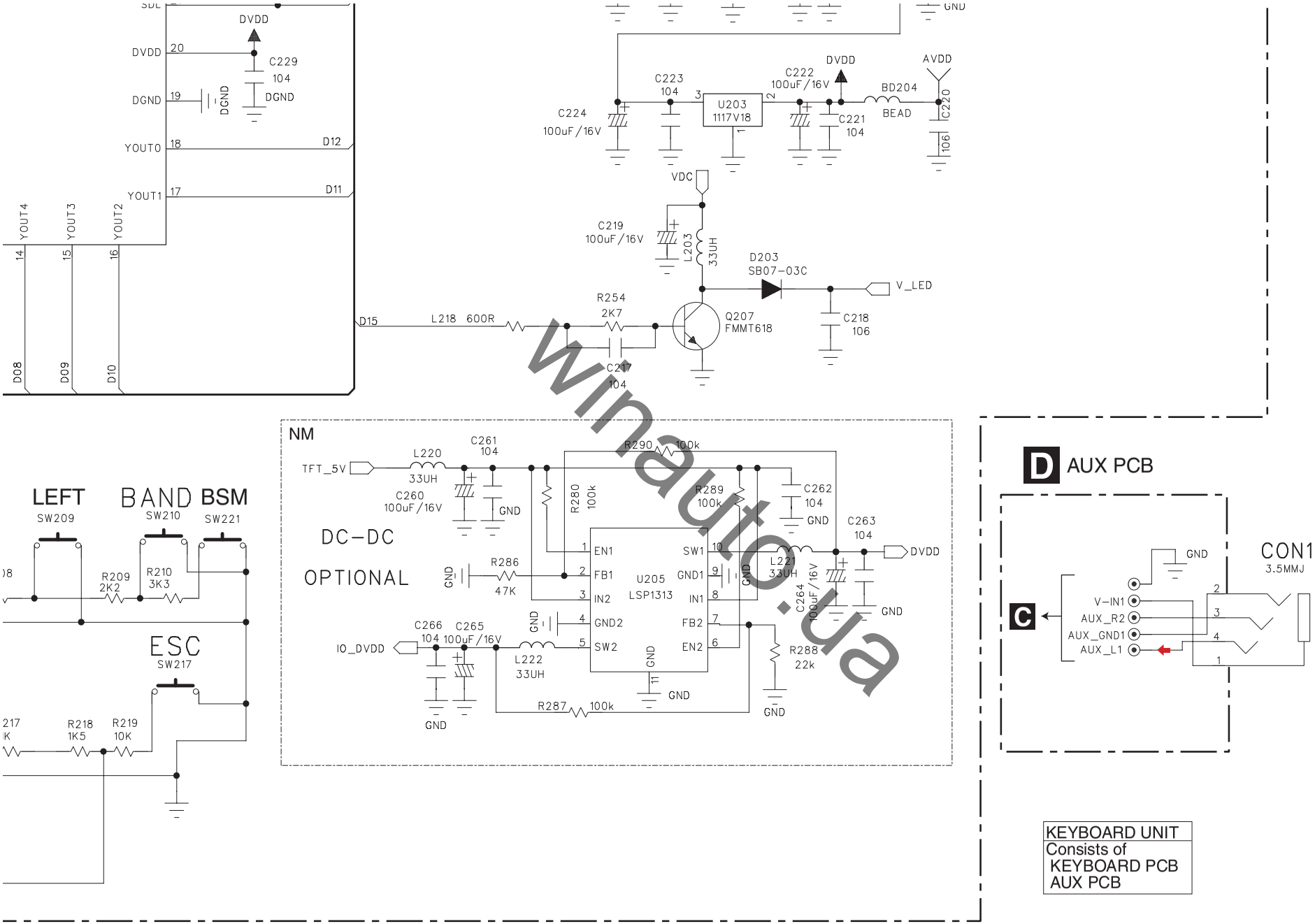
DVDD
DVDD 20
C229
104
DGND 19
DGND
DGND
YOUT0 18
D12
YOUT1 17
D11
YOUT4
YOUT3
YOUT2
14
15
16
D08
D09
D10
D15
L218 600R
R254
2K7
C217
104
Q207
FMMT618
VDC
C219
100uF/16V
L203
33UH
D203
SB07-03C
V_LED
C218
106
C224
100uF/16V
C223
104
U203
1117V18
C222
100uF/16V
DVDD
C221
104
BD204
BEAD
AVDD
C220
106
GND
NM
TFT_5V
L220
33UH
C260
100uF/16V
C261
104
GND
R280
100k
R290
100k
R289
100k
C262
104
GND
C263
104
DVDD
DC-DC
OPTIONAL
R286
47K
EN1
FB1
IN2
GND2
SW2
U205
LSP1313
SW1
GND1
IN1
FB2
EN2
L221
33UH
C264
100uF/16V
GND
IO_DVDD
C266
104
C265
100uF/16V
L222
33UH
R287
100k
R288
22k
LEFT
SW209
BAND
SW210
BSM
SW221
R209
2K2
R210
3K3
ESC
SW217
R218
1K5
R219
10K
DVH-730AV/XZUW5
D AUX PCB
CON1
3.5MMJ
V-IN1
AUX_R2
AUX_GND1
AUX_L1
C
KEYBOARD UNIT
Consists of
KEYBOARD PCB
AUX PCB

winauto.ua

Car audio and car goods internet store Winauto

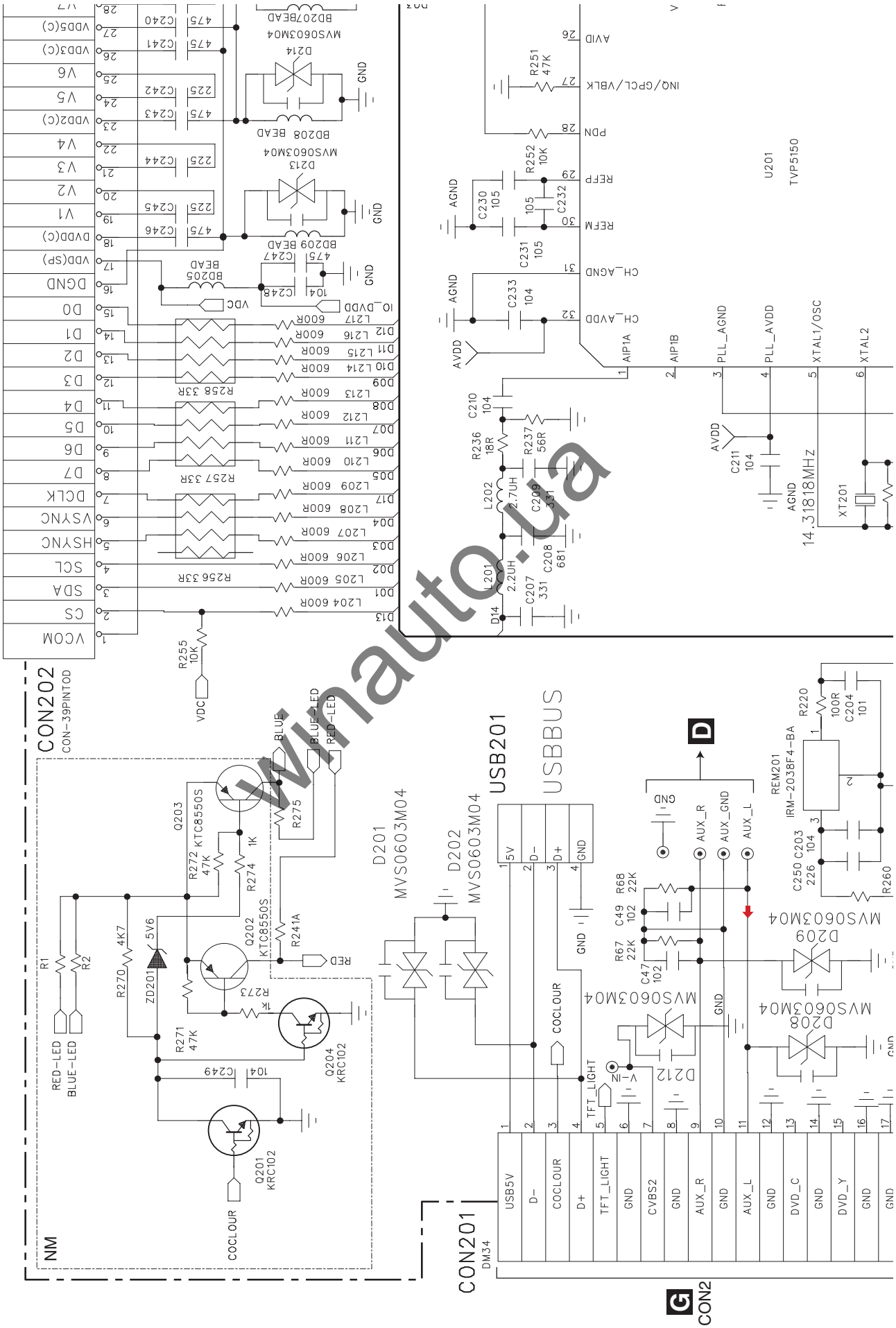

winauto.ua

Car audio and car goods internet store Winauto

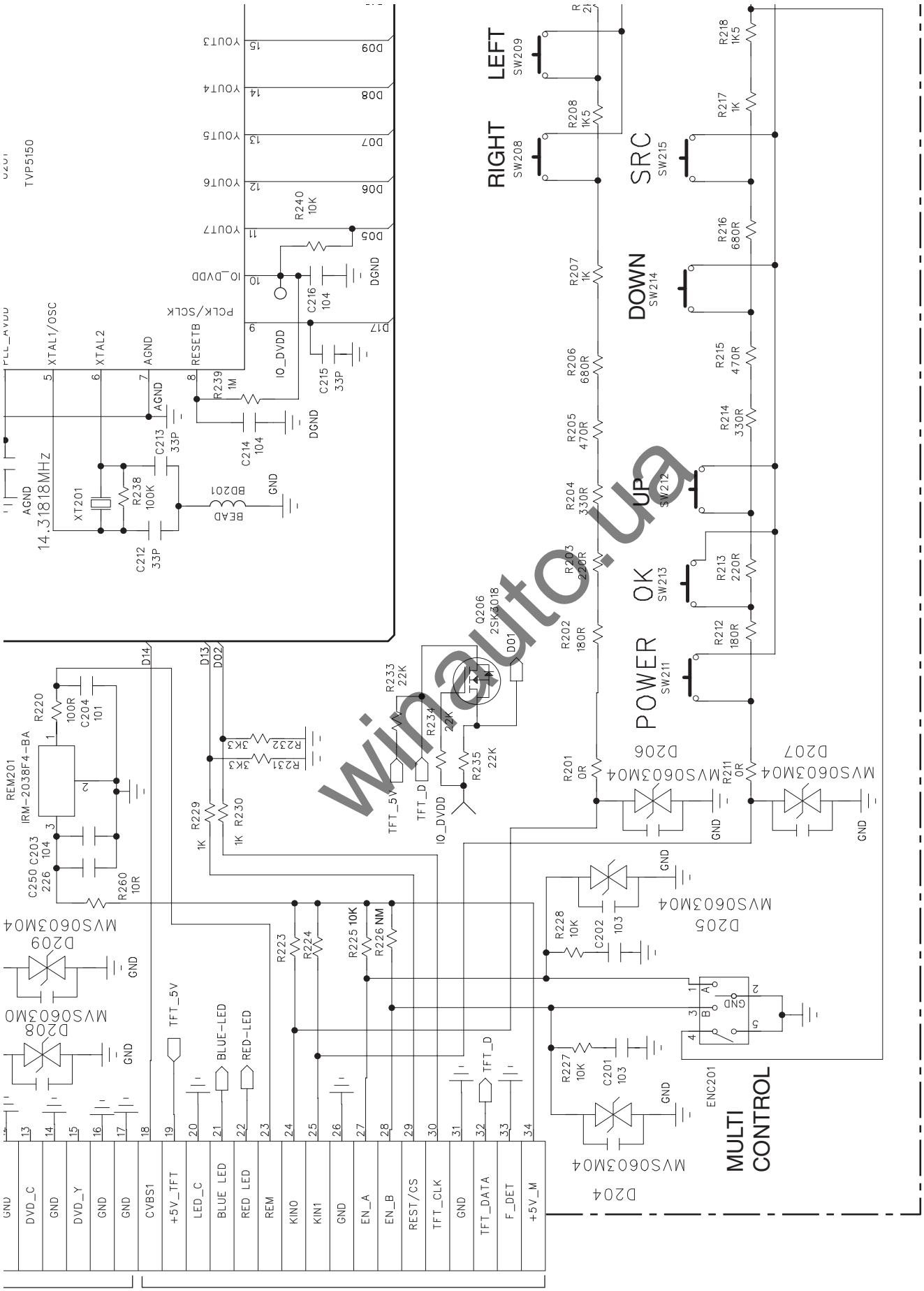

winauto.ua

Car audio and car goods internet store Winauto

10.6 LB PCB and CB PCB

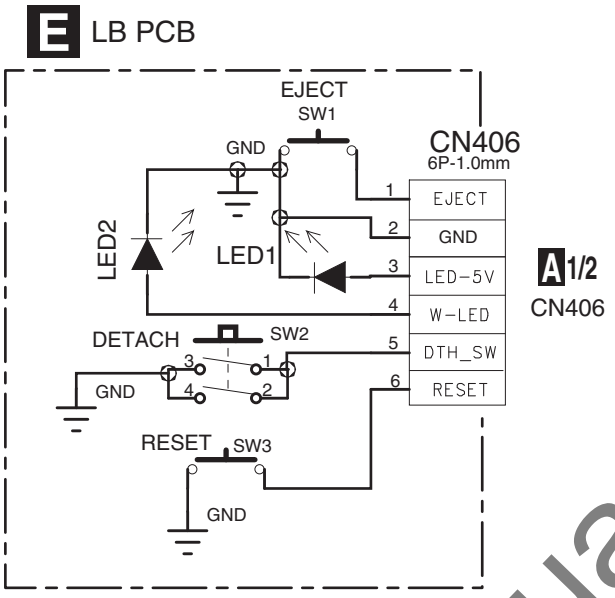

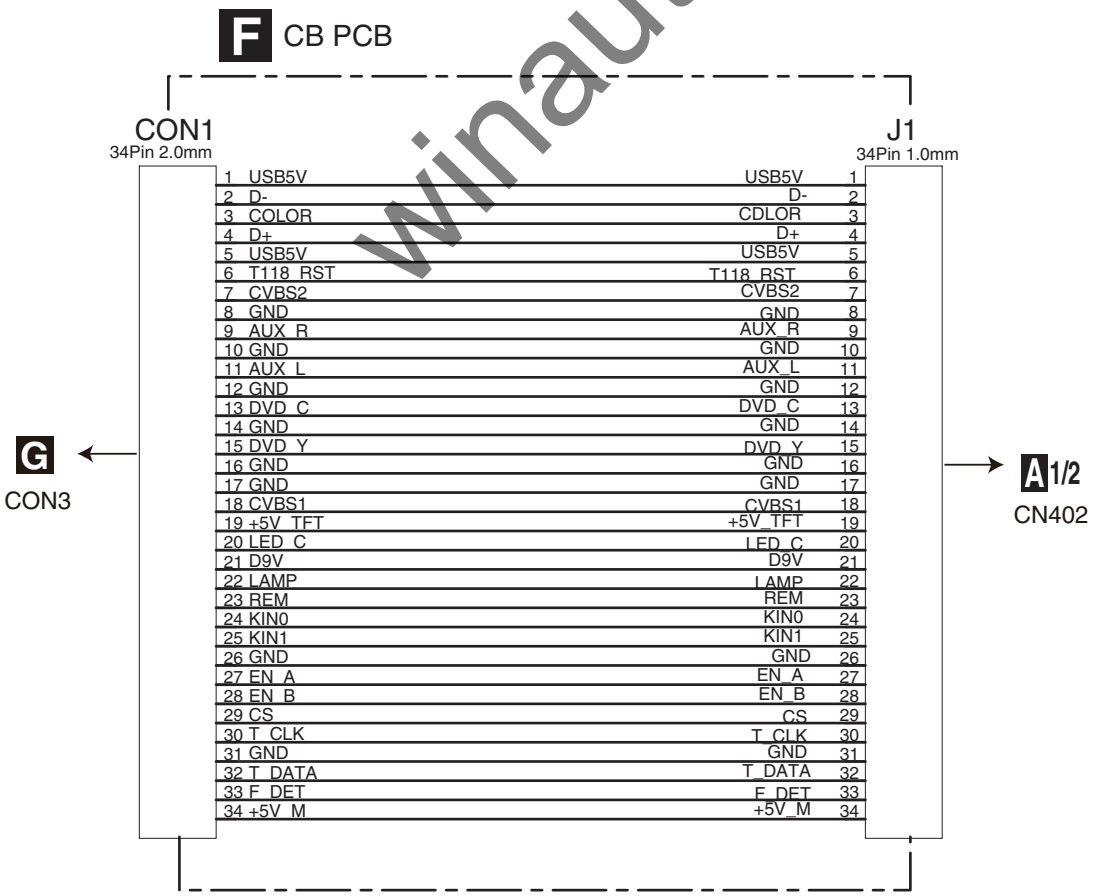

winauto.ua

E F

Car audio and car goods internet store Winauto

10.7 KB-SB PCB

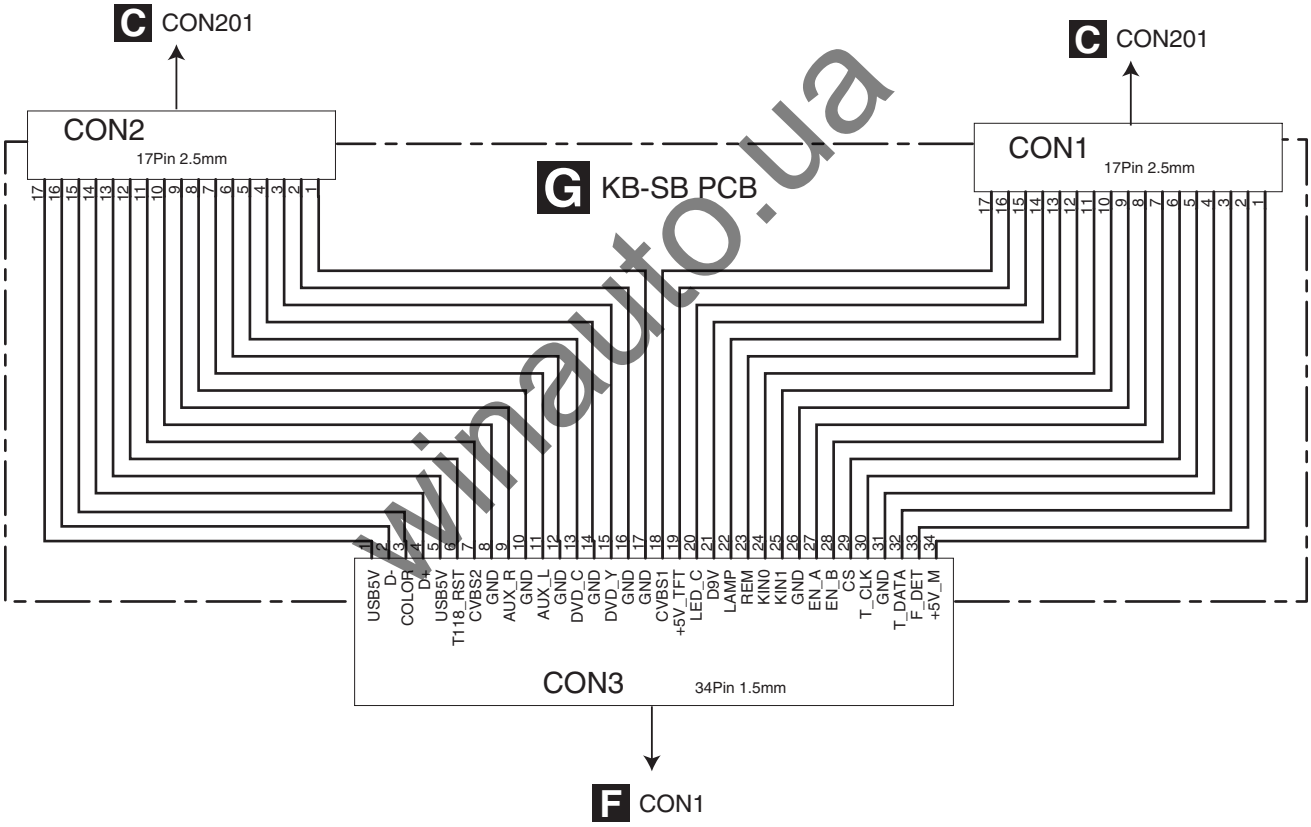

winauto.ua

Car audio and car goods internet store Winauto

11. PCB CONNECTION DIAGRAM
11.1 MOTHER UNIT

NOTE FOR PCB DIAGRAMS

1. The parts mounted on this PCB include all necessary parts for several destination. For further information for respective destinations, be sure to check with the schematic diagram.
2. Viewpoint of PCB diagrams

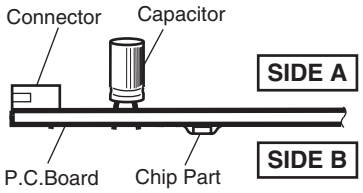

A MOTHER UNIT

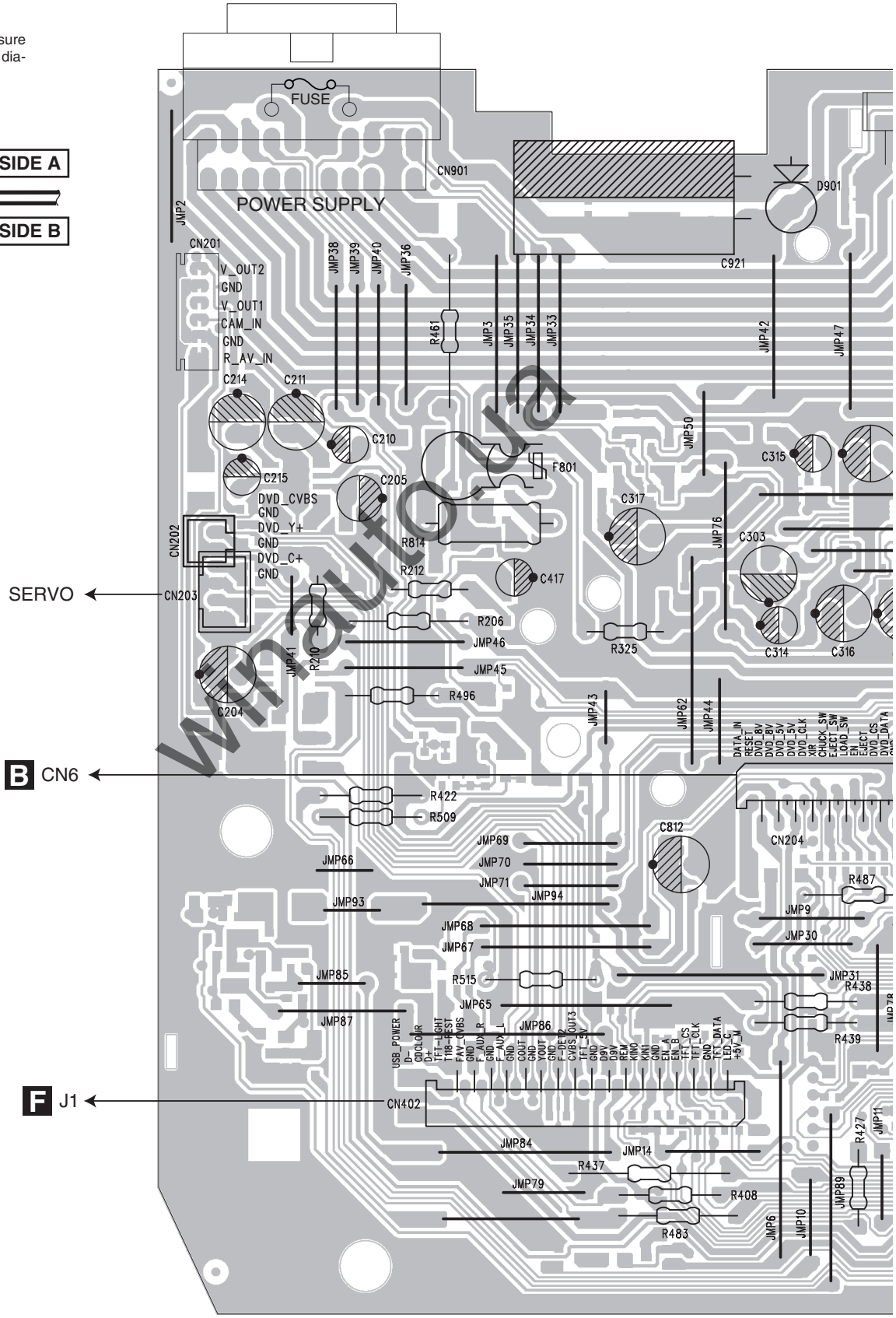

winauto.ua

Car audio and car goods internet store Winauto

SIDE A

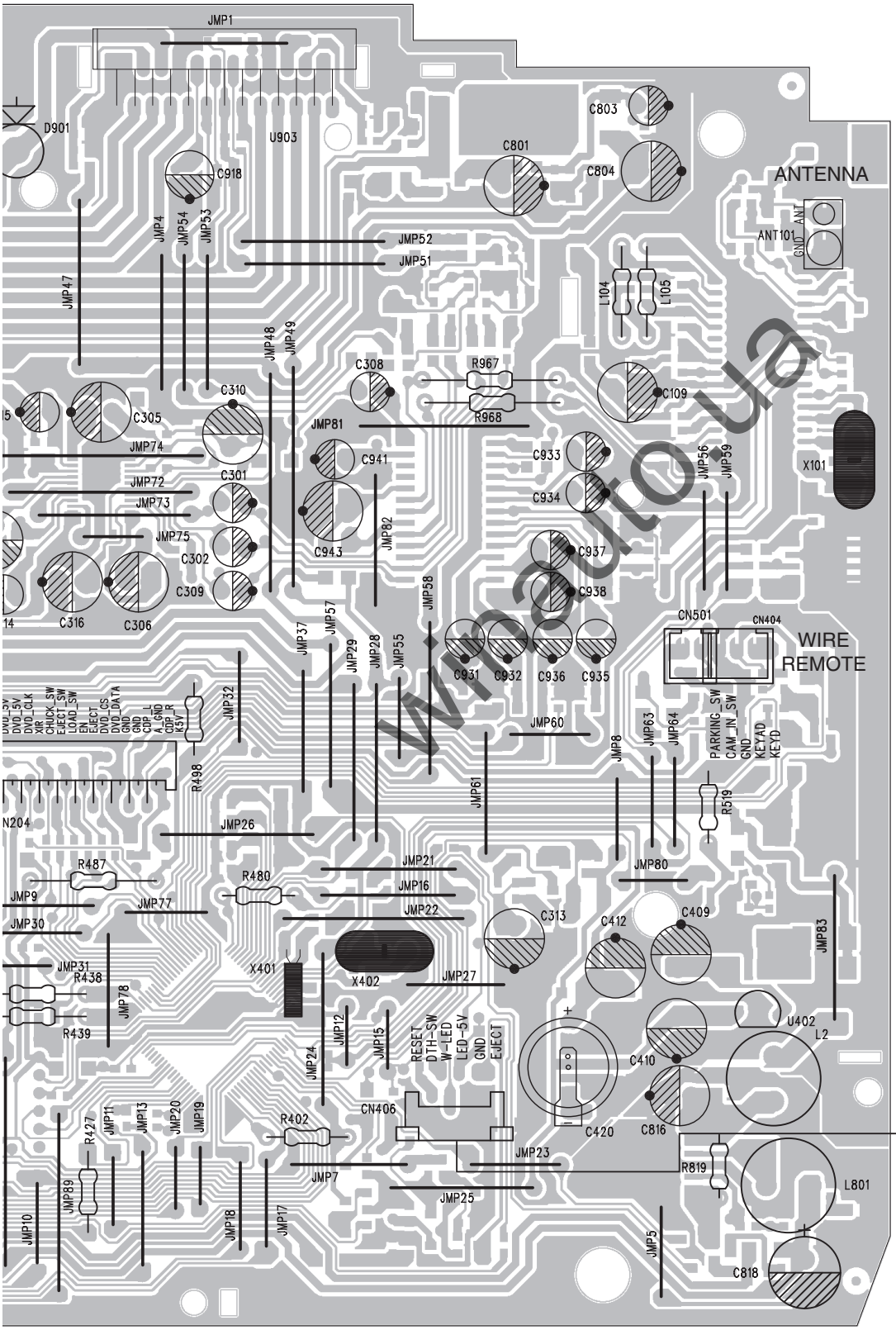

E CN406

FRONT

A

Car audio and car goods internet store Winauto

A MOTHER UNIT



Winauto

Car audio and car goods internet store Winauto

5 6 7 8

SIDE B



A

5 6 7 8

Car audio and car goods internet store Winauto

11.2 DVD DECODE UNIT

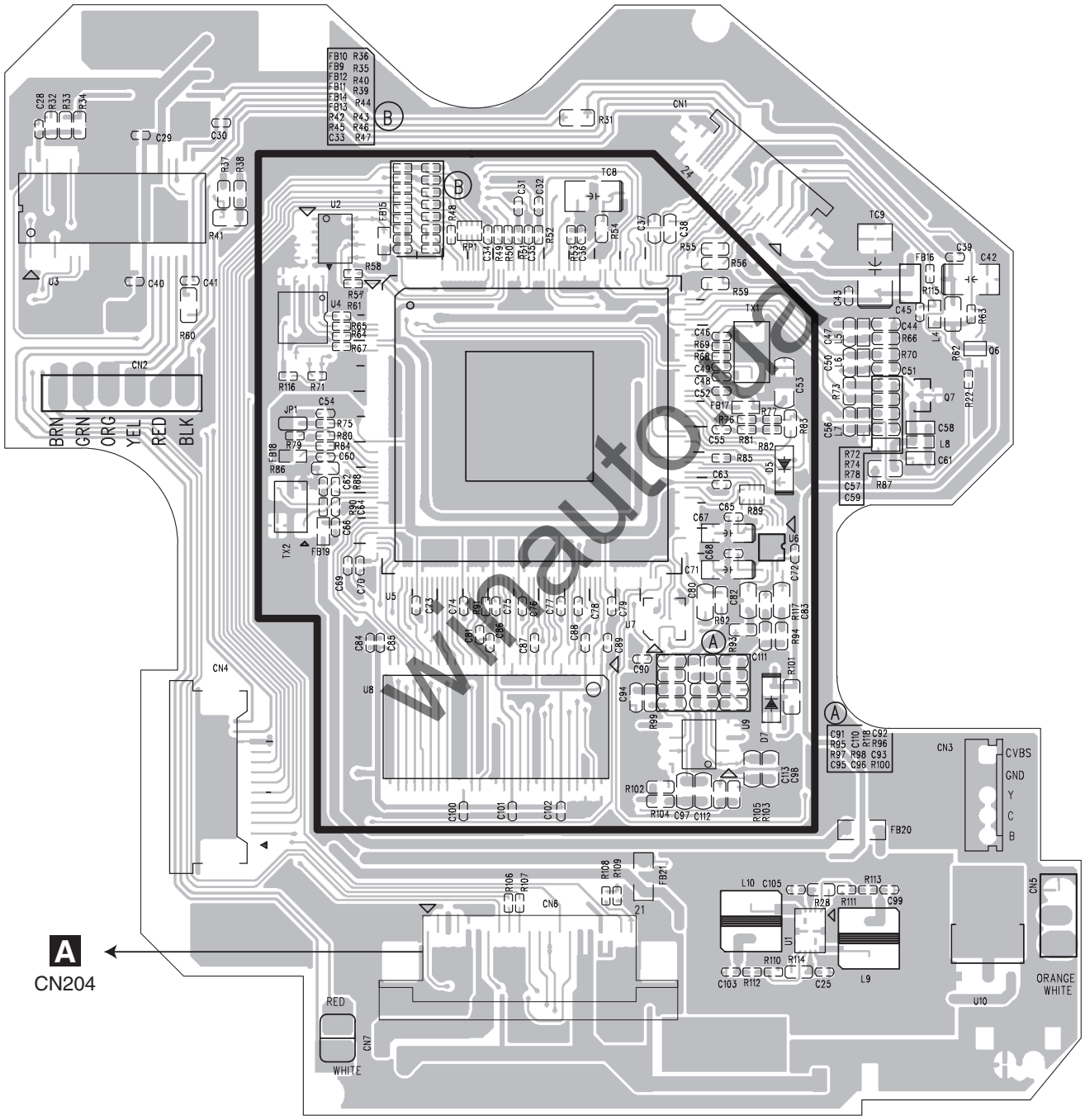

Winauto.ua

Car audio and car goods internet store Winauto

B DVD DECODE UNIT

SIDE B

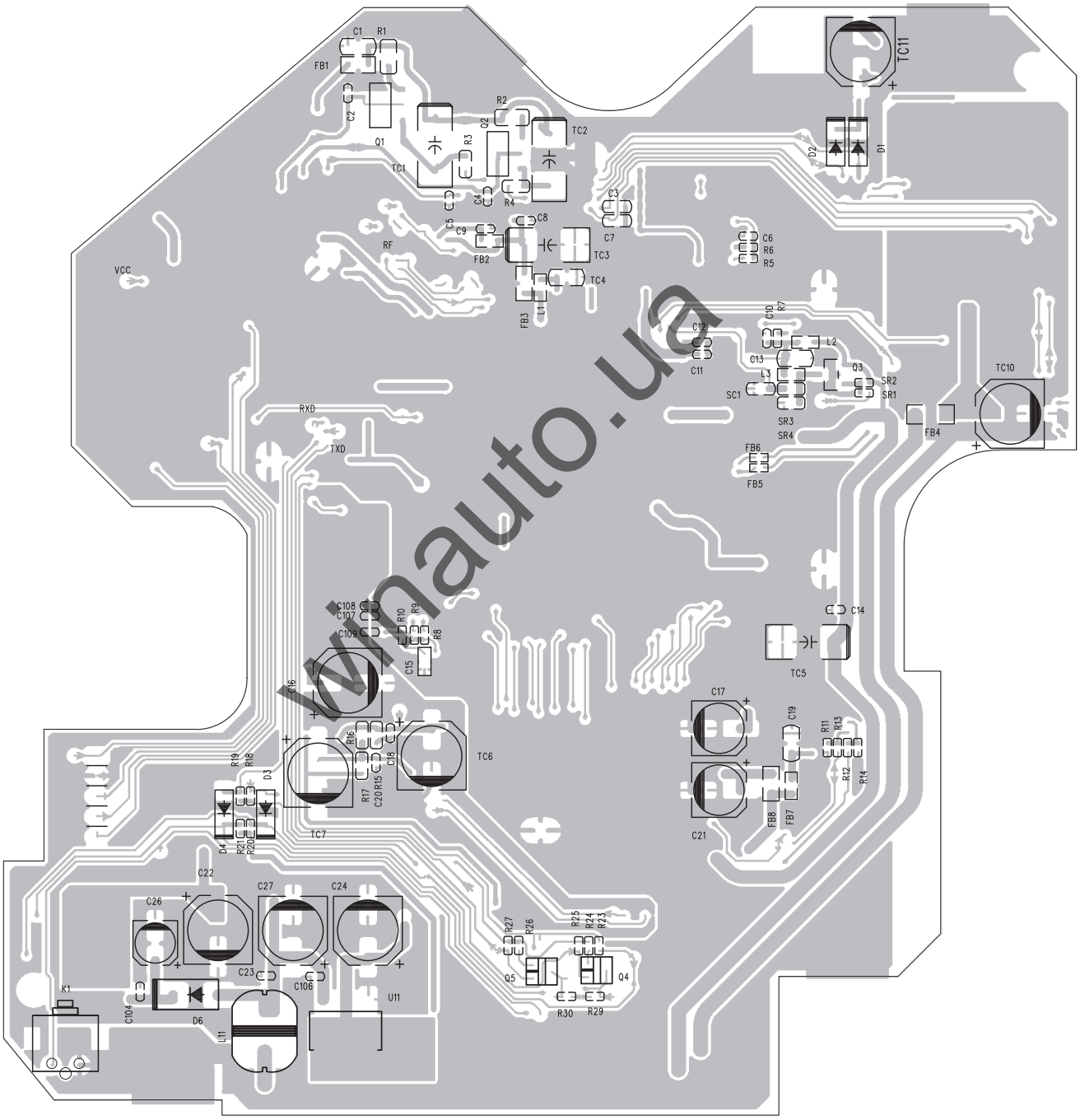

winauto.ua

B

Car audio and car goods internet store Winauto

11.3 KEYBOARD PCB



Winauto.ua

Car audio and car goods internet store Winauto

5 6 7 8

C KEYBOARD PCB

SIDE B

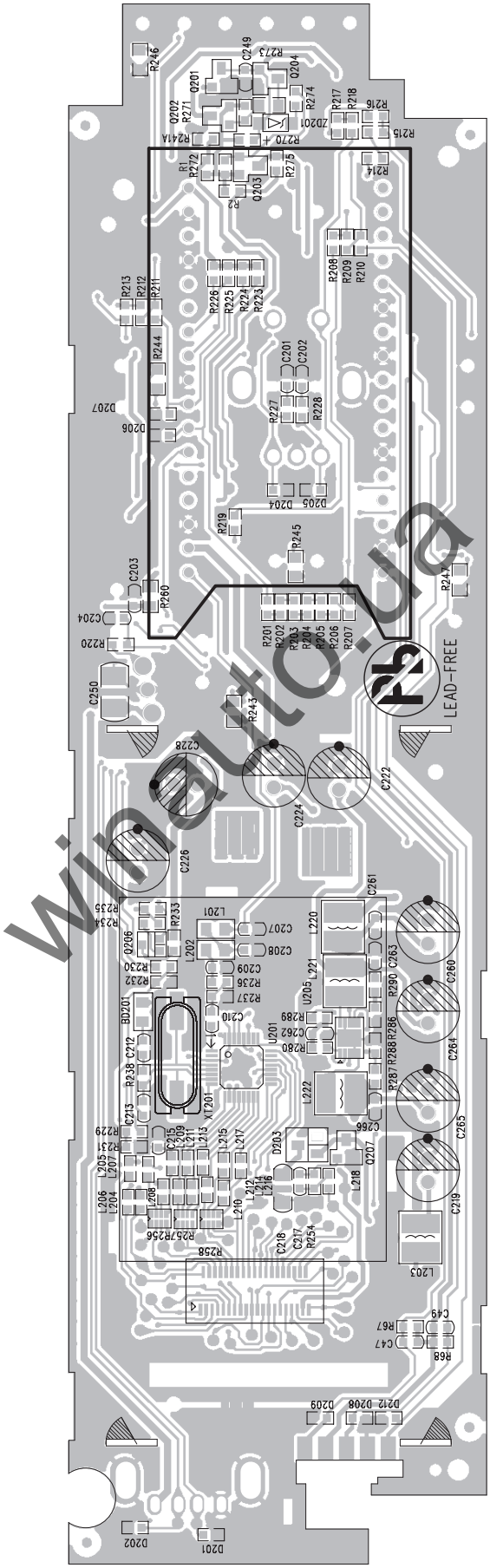

winauto.ua

C

5 6 7 8

Car audio and car goods internet store Winauto

11.4 AUX PCB

D AUX PCB

SIDE A

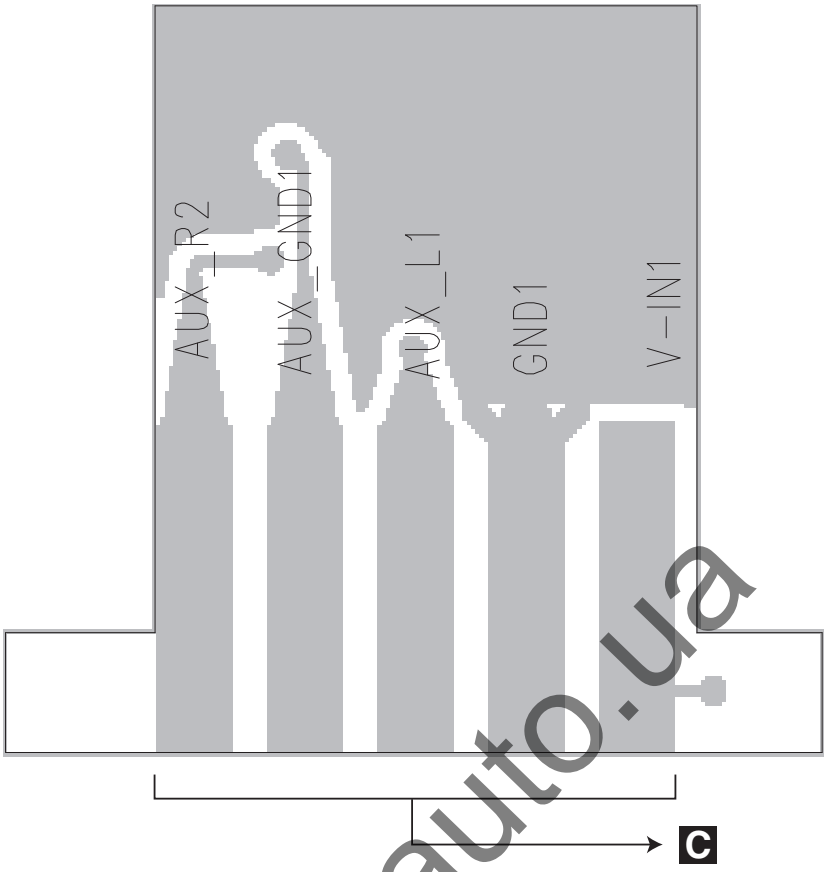

D AUX PCB

SIDE B

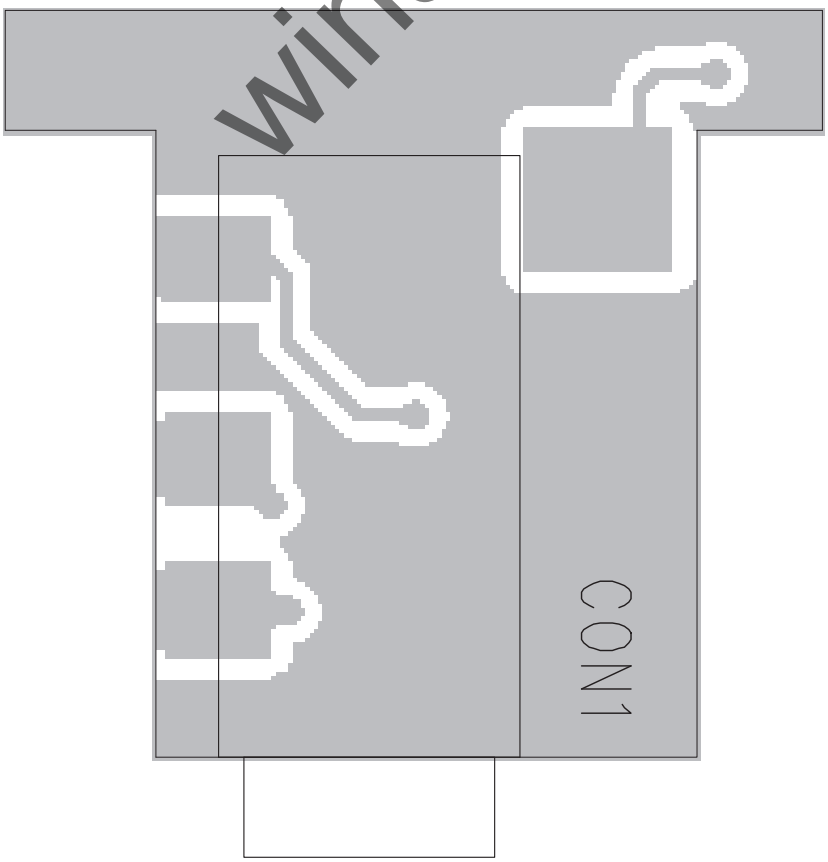

winauto.ua

Car audio and car goods internet store Winauto

11.5 LB PCB

E LB PCB

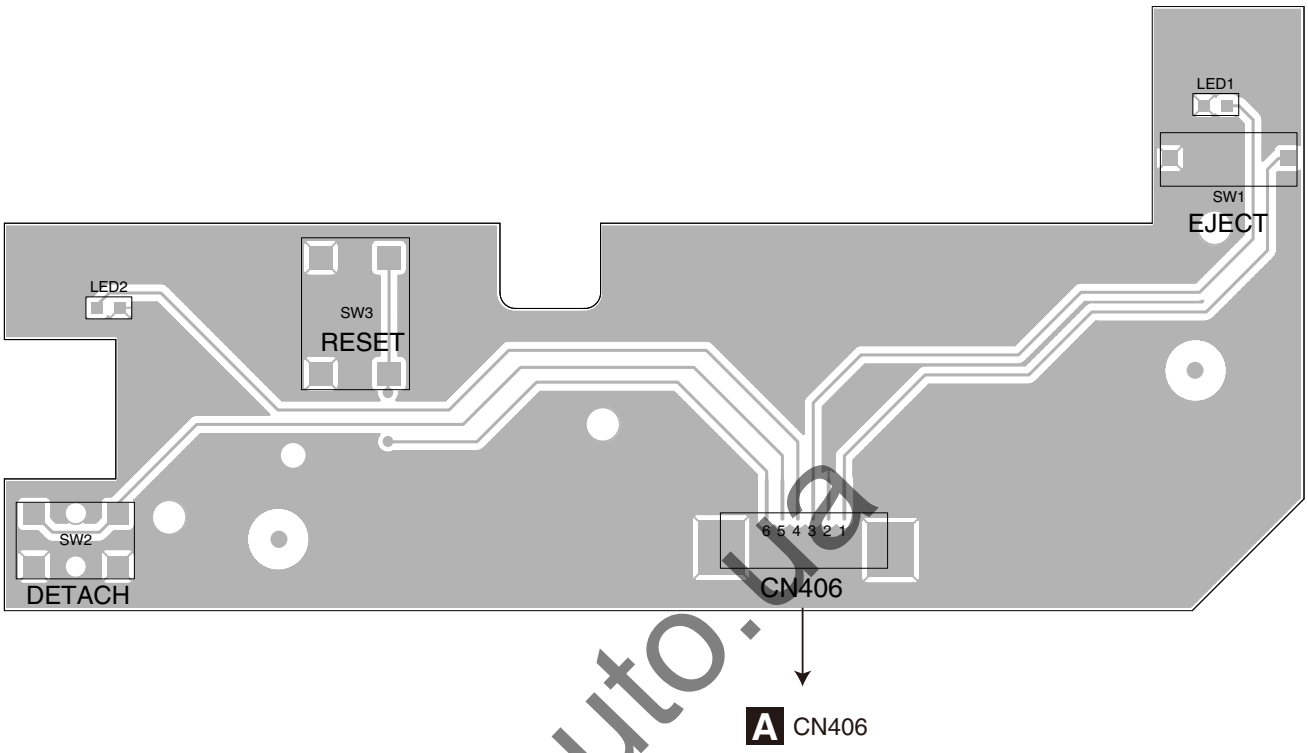

winauto.ua

Car audio and car goods internet store Winauto

11.6 KB-SB PCB

G KB-SB PCB

SIDE A

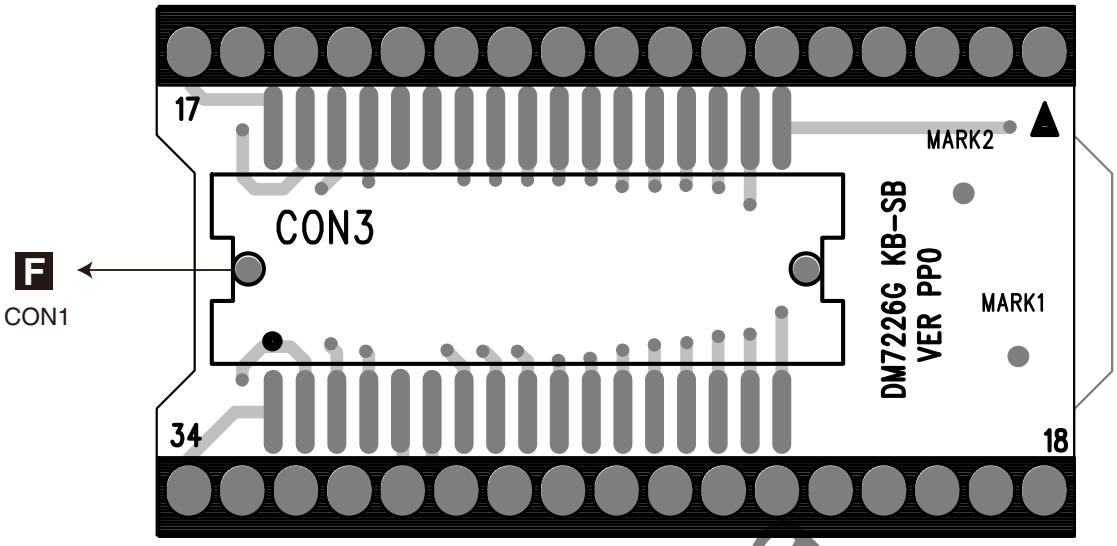

G KB-SB PCB

SIDE B

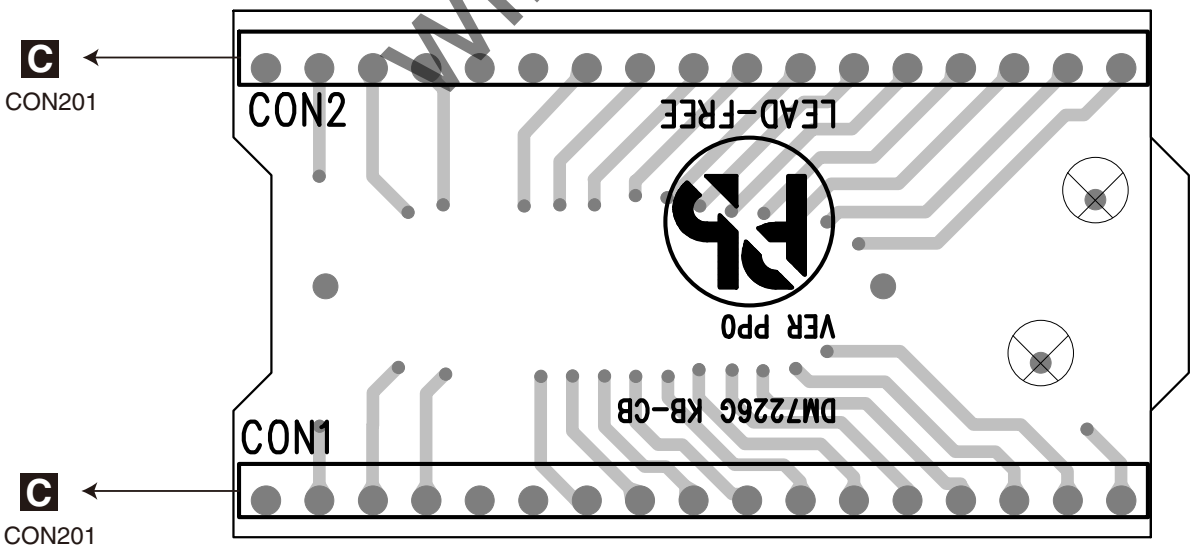

G

winauto.ua

Car audio and car goods internet store Winauto

12. ELECTRICAL PARTS LIST

NOTE:

- *Parts whose parts numbers are omitted are subject to being not supplied.*
- *The part numbers shown below indicate chip components.*
  - *Chip Resistor*
    - *RS1/○S○○○J,RS1/○○S○○○J*
  - *Chip Capacitor (except for CQS.....)*
    - *CKS....., CCS....., CSZS.....*
- *The ⚠ mark found on some component parts indicates the importance of the safety factor of the part. Therefore, when replacing, be sure to use parts of identical designation.*
- *Meaning of the figures and others in the parentheses in the parts list.*

Example) IC 301 is on the point (face A, 91 of x-axis, and 111 of y-axis) of the corresponding PC board.

IC 301 (A, 91, 111) IC NJM2068V

Circuit Symbol and No. **Part No.**

Unit Number : 843DM7226GRMB002-FY(UW5)
: 843DM7226GLMB002-FY(RD)
: 843DM7226GMMB002-FY(RI)
: 883DM7226GBMB002-FY(BR)
Unit Name : Mother Unit
Unit Number : 842DM7226GRSB002-FY(UW5)
: 842DM7226GLSB002-FY(RD)
: 842DM7226GMSB002-FY(RI)
: 882DM7226GBSB002-FY(BR)
Unit Name : DVD Decode Unit

KB Assy
Consists of
Keyboard PCB
AUX PCB
Unit Number :
Unit Name : KB Assy
Unit Number : 843DM7226GMLB002-FY(UW5)
: 843DM7226GMLB002-FY(RD)
: 843DM7226GMLB002-FY(RI)
: CWN6355(BR)
Unit Name : LB PCB

CB Assy
Consists of
CB PCB
KB-SB PCB
Unit Number : 843DM7226GMCB002-FY(UW5)
: 843DM7226GMCB002-FY(RD)
: 843DM7226GMCB002-FY(RI)
: CWN6356(BR)
Unit Name : CB Assy

A

Unit Number :
Unit Name : Mother Unit

Circuit Symbol and No. **Part No.**

MISCELLANEOUS

U101	IC	142400001072-FY
U103	IC	142490000340-FY
U201	IC	142400000276-FY
U202	IC	142400000817-FY
U301	IC	142400001137-FY
U401	IC	142400001175-FY
U402	IC	142400000218-FY
U501	IC	142490000375-FY
U802	IC	142400001288-FY
U903	IC	PAL007E
U904	IC	142400000384-FY
Q201	TRANSISTOR	142245000077-FY
Q202	TRANSISTOR	142245000029-FY
Q203	TRANSISTOR	142245000029-FY
Q204	TRANSISTOR	142245000077-FY
Q303	TRANSISTOR	142245000017-FY
Q304	TRANSISTOR	142245000048-FY
Q306	TRANSISTOR	142245000110-FY
Q307	TRANSISTOR	142245000110-FY
Q308	TRANSISTOR	142245000110-FY
Q309	TRANSISTOR	142245000110-FY
Q310	TRANSISTOR	142245000110-FY
Q311	TRANSISTOR	142245000110-FY
Q401	TRANSISTOR	142245000017-FY
Q402	TRANSISTOR	142245000077-FY
Q403	TRANSISTOR	142245000029-FY
Q406	TRANSISTOR	142245000017-FY
Q408	TRANSISTOR	142245000017-FY
Q409	TRANSISTOR	142290000144-FY
Q410	TRANSISTOR	142245000077-FY
Q411	TRANSISTOR	142245000017-FY
Q412	TRANSISTOR	142290000144-FY
Q413	TRANSISTOR	142245000017-FY
Q414	TRANSISTOR	142290000144-FY
Q415	TRANSISTOR	142245000017-FY
Q418	TRANSISTOR	142245000048-FY
Q420	FET	142266000069-FY
Q421	TRANSISTOR	142245000077-FY
Q501	TRANSISTOR	142290000144-FY

winauto.ua

Car audio and car goods internet store Winauto

Circuit Symbol and No.		Part No.
Q502	TRANSISTOR	142290000144-FY
Q503	TRANSISTOR	142290000144-FY
Q801	FET	142266000069-FY
Q802	TRANSISTOR	142245000077-FY
Q803	TRANSISTOR	142290000019-FY
Q806	FET	142266000069-FY
Q807	TRANSISTOR	142245000077-FY
Q810	TRANSISTOR	142245000077-FY
Q811	FET	142266000069-FY
Q812	TRANSISTOR	142245000077-FY
Q907	TRANSISTOR	142290000144-FY
D10	ESD DIODE	142236000006-FY
D101	SW DIODE	142200000019-FY
D102	SW DIODE	142200000019-FY
D103	ESD DIODE	142239000012-FY
D201	ESD DIODE	142236000006-FY
D203	ESD DIODE	142236000006-FY
D204	ESD DIODE	142236000006-FY
D303	SW DIODE	142200000019-FY
D310	SW DIODE	142200000019-FY
D405	REC DIODE	142206000003-FY
D406	REC DIODE	142206000003-FY
D413	SW DIODE	142200000019-FY
D417	ESD DIODE	142236000006-FY
D418	SW DIODE	142200000019-FY
D419	SW DIODE	142200000019-FY
D430	ESD DIODE	142236000006-FY
D431	ESD DIODE	142236000006-FY
D432	ESD DIODE	142236000006-FY
D433	ESD DIODE	142236000006-FY
D434	ESD DIODE	142236000006-FY
D435	ESD DIODE	142236000006-FY
D436	ESD DIODE	142236000006-FY
D437	ESD DIODE	142236000006-FY
D438	ESD DIODE	142236000006-FY
D439	ESD DIODE	142236000006-FY
D440	ESD DIODE	142236000006-FY
D501	SW DIODE	142200000019-FY
D502	SW DIODE	142200000019-FY
D503	SW DIODE	142200000019-FY
D504	SW DIODE	142200000019-FY
D505	SW DIODE	142200000019-FY
D506	ESD DIODE	142239000012-FY
D507	ESD DIODE	142239000012-FY
D508	ESD DIODE	142236000006-FY
D510	ESD DIODE	142236000006-FY
D801	REC DIODE	142206000003-FY
D806	SCHOTTKY DIODE	142233000074-FY
D901	REC DIODE	122206000006-FY
D902	TVS DIODE	142239000008-FY
L2	AXIS INDUCTOR	142005000002-FY
L102	INDUCTOR	122000000300-FY
L103	INDUCTOR	142000000296-FY
L104	AXIS INDUCTOR	142010000014-FY
L105	AXIS INDUCTOR	142010000014-FY
L106	INDUCTOR	142000000298-FY
L107	INDUCTOR	142000000298-FY
L108	INDUCTOR	142000000028-FY
L201	INDUCTOR	142000000028-FY
L401	INDUCTOR	142000000028-FY

Circuit Symbol and No.		Part No.
L801	AXIS INDUCTOR	142005000002-FY
CN202	SOCKET	123800000023-FY
CN204	FPC SOCKET	123815000174-FY
CN402	FPC SOCKET	123815000362-FY
CN406	FPC SOCKET	123815000282-FY
CN901	SOCKET	123830010086-FY
F801	THERMAL RES	121670000109-FY
⚠ FU1	FUSE?? A	144800000049-FY
⚠ FU2	FUSE?? A	144800000049-FY
⚠ FU3	FUSE?? A	144800000049-FY
⚠ FU201	FUSE?? A	144800000049-FY
X101	TCXO 4 MHz	142825000104-FY
X401	TCXO 8 MHz	142820000042-FY
X402	TCXO 32.768 kHz	142825000055-FY
ZD2	ZENER DIODE	142224000023-FY
ZD201	ZENER DIODE	142224000025-FY
ZD202	ZENER DIODE	142224000010-FY
ZD402	ZENER DIODE	142224000025-FY
ZD501	ZENER DIODE	142224000025-FY
ZD502	ZENER DIODE	142224000010-FY
ZD801	IC	142400000895-FY
JR1	RESISTOR	141608000000-FY
JR2	RESISTOR	141608000000-FY
JR3	RESISTOR	141608000000-FY
JR4	RESISTOR	141608000000-FY
JR5	RESISTOR	141608000000-FY
JR6	RESISTOR	141608000000-FY
JR7	RESISTOR	141608000000-FY
JR8	RESISTOR	141608000000-FY
JR9	RESISTOR	141608000000-FY
JR10	RESISTOR	141608000000-FY
JR11	RESISTOR	141608000000-FY
JR12	RESISTOR	141608000000-FY

RESISTORS

R1	RESISTOR	141604000103-FY
R3	RESISTOR	141604000102-FY
R5	RESISTOR	141604000000-FY
R8	RESISTOR	141604000104-FY
R101	RESISTOR	141604000102-FY
R102	RESISTOR	141604000102-FY
R103	RESISTOR	141604000101-FY
R104	RESISTOR	141604000330-FY
R105	RESISTOR	141604000472-FY
R106	RESISTOR	141604000472-FY
R107	RESISTOR	141604000223-FY
R108	RESISTOR	141604000223-FY
R117	RESISTOR	141606000022-FY
R127	RESISTOR	141604000474-FY
R129	RESISTOR	141604000472-FY
R130	RESISTOR	141604000102-FY
R131	RESISTOR	141604000102-FY
R201	RESISTOR	141604000750-FY
R202	RESISTOR	141604000750-FY
R203	RESISTOR	141608000000-FY
R204	RESISTOR	141608000000-FY
R205	RESISTOR	141604000750-FY
R206	RCF	141640000101-FY
R210	RCF	141640000470-FY

winauto.ua

Car audio and car goods internet store Winauto

Circuit Symbol and No.		Part No.
R211	RESISTOR	141604000330-FY
R212	RCF	141640000101-FY
R213	RESISTOR	141604000750-FY
R215	RESISTOR	141604000750-FY
R216	RESISTOR	141604000750-FY
R217	RESISTOR	141604000750-FY
R219	RESISTOR	141606000000-FY
R220	RESISTOR	141606000000-FY
R270	RESISTOR	141604000472-FY
R271	RESISTOR	141604000473-FY
R272	RESISTOR	141604000473-FY
R273	RESISTOR	141606000102-FY
R274	RESISTOR	141604000102-FY
R301	RESISTOR	141604000273-FY
R302	RESISTOR	141604000273-FY
R313	RESISTOR	141604000333-FY
R314	RESISTOR	141604000333-FY
R315	RESISTOR	141604000273-FY
R316	RESISTOR	141604000273-FY
R317	RESISTOR	141604000333-FY
R318	RESISTOR	141604000333-FY
R319	RESISTOR	141608000100-FY
R320	RESISTOR	141604000101-FY
R321	RESISTOR	141604000391-FY
R322	RESISTOR	141604000104-FY
R323	RESISTOR	141604000103-FY
R324	RESISTOR	141608000471-FY
R325	RCF	141640000101-FY
R326	RESISTOR	141604000223-FY
R327	RESISTOR	141604000223-FY
R328	RESISTOR	141608000471-FY
R329	RESISTOR	141604000101-FY
R330	RESISTOR	141604000471-FY
R331	RESISTOR	141604000223-FY
R340	RESISTOR	141604000101-FY
R341	RESISTOR	141604000223-FY
R342	RESISTOR	141604000471-FY
R343	RESISTOR	141604000101-FY
R402	RCF	141640000473-FY
R403	RESISTOR	141604000101-FY
R404	RESISTOR	141604000101-FY
R405	RESISTOR	141604000101-FY
R406	RESISTOR	141604000101-FY
R407	RESISTOR	141604000101-FY
R408	RCF	141640000102-FY
R409	RESISTOR	141604000101-FY
R410	RESISTOR	141604000472-FY
R411	RESISTOR	141606000102-FY
R412	RESISTOR	141604000561-FY
R413	RESISTOR	141604000473-FY
R415	RESISTOR	141604000103-FY
R417	RESISTOR	141604000101-FY
R418	RESISTOR	141604000105-FY
R419	RESISTOR	141604000562-FY
R420	RESISTOR	141604000562-FY
R422	RCF	141640000102-FY
R423	RESISTOR	141604000102-FY
R424	RESISTOR	141604000473-FY
R425	RESISTOR	141604000473-FY
R426	RESISTOR	141604000473-FY

Circuit Symbol and No.		Part No.
R427	RCF	141640000101-FY
R428	RESISTOR	141604000473-FY
R429	RESISTOR	141604000103-FY
R430	RESISTOR	141604000102-FY
R431	RESISTOR	141604000102-FY
R432	RESISTOR	141604000102-FY
R433	RESISTOR	141604000101-FY
R434	RESISTOR	141604000101-FY
R435	RESISTOR	141604000101-FY
R437	RCF	141640000102-FY
R438	RCF	141640000102-FY
R439	RCF	141640000102-FY
R440	RESISTOR	141604000473-FY
R442	RESISTOR	141604000472-FY
R443	RESISTOR	141604000472-FY
R450	RESISTOR	141604000473-FY
R451	RESISTOR	141606000102-FY
R452	RESISTOR	141604000473-FY
R453	RESISTOR	141604000473-FY
R454	RESISTOR	141604000473-FY
R455	RESISTOR	141604000473-FY
R457	RESISTOR	141604000103-FY
R458	RESISTOR	141604000101-FY
R459	RESISTOR	141604000223-FY
R460	RESISTOR	141606000100-FY
R460A	RESISTOR	141614000101-FY
R460B	RESISTOR	141614000101-FY
R461	RCF	141640000102-FY
R462	RESISTOR	141604000562-FY
R463	RESISTOR	141604000103-FY
R464	RESISTOR	141604000104-FY
R465	RESISTOR	141604000562-FY
R466	RESISTOR	141604000223-FY
R467	RESISTOR	141604000561-FY
R468	RESISTOR	141604000000-FY
R474	RESISTOR	141604000473-FY
R475	RESISTOR	141604000102-FY
R476	RESISTOR	141604000103-FY
R477	RESISTOR(RD,BR)	141604000104-FY
	RESISTOR(RI,UW5)	141604000682-FY
R480	RCF	141640000102-FY
R482	RESISTOR	141604000102-FY
R483	RCF	141640000102-FY
R485	RESISTOR	141606000102-FY
R486	RESISTOR	141608000103-FY
R487	RCF	141640000100-FY
R489	RESISTOR	141606000102-FY
R490	RESISTOR	141604000102-FY
R494	CHIP RESISTOR	141608010022-FY
R495	RESISTOR	141604000103-FY
R496	RCF	141640000103-FY
R497	RESISTOR	141604000103-FY
R498	RCF	141640000103-FY
R499	RESISTOR	141604000222-FY
R501	RESISTOR	141604000103-FY
R502	RESISTOR	141604000103-FY
R503	RESISTOR	141604000101-FY
R504	RESISTOR	141604000222-FY
R508	RESISTOR	141604000103-FY
R509	RCF	141640000102-FY

winauto.ua

Car audio and car goods internet store Winauto

Circuit Symbol and No.		Part No.
R510	RESISTOR	141604000473-FY
R511	RESISTOR	141604000224-FY
R512	RESISTOR	141604000223-FY
R513	RESISTOR	141604000103-FY
R514	RESISTOR	141604000123-FY
R515	RCF	141640000223-FY
R516	RESISTOR	141604000473-FY
R517	RESISTOR	141604000105-FY
R518	RESISTOR	141604000473-FY
R519	RCF	141640000103-FY
R520	RESISTOR	141604000103-FY
R521	RESISTOR	141604000472-FY
R522	RESISTOR	141604000752-FY
R523	RESISTOR	141604000104-FY
R524	RESISTOR	141604000103-FY
R530	RESISTOR	141604000223-FY
R801	RESISTOR	141606000102-FY
R802	RESISTOR	141604000472-FY
R803A	RESISTOR	141614019056-FY
R803B	RESISTOR	141614019056-FY
R804	RESISTOR	141606000561-FY
R805	RESISTOR	141604000393-FY
R806	RESISTOR	141604000153-FY
R812	RESISTOR	141604000473-FY
R813	RESISTOR	141604000472-FY
R814	RCF	141648000022-FY
R819	RCF	141640000473-FY
R820	RESISTOR	141606000101-FY
R821	RESISTOR	141608000000-FY
R822	RESISTOR	141604000472-FY
R823	RESISTOR	141606000102-FY
R830	RESISTOR	141604000822-FY
R831	RESISTOR	141606000000-FY
R840	RESISTOR	141604000000-FY
R841	RESISTOR	141604000201-FY
R842	RESISTOR	141604000272-FY
R936	RESISTOR	141604000473-FY
R937	RESISTOR	141604000103-FY
R938	RESISTOR	141604000822-FY
R939	RESISTOR	141604000822-FY
R940	RESISTOR	141604000822-FY
R941	RESISTOR	141604000822-FY
R942	RESISTOR	141604000474-FY
R943	RESISTOR	141604000474-FY
R945	RESISTOR	141604000474-FY
R946	RESISTOR	141604000474-FY
R947	RESISTOR	141604000223-FY
R948	RESISTOR	141604000223-FY
R949	RESISTOR	141604000223-FY
R950	RESISTOR	141604000223-FY
R951	RESISTOR	141604000752-FY
R952	RESISTOR	141604000103-FY
R954	RESISTOR	141604000473-FY
R956	RESISTOR	141604000103-FY
R957	RESISTOR	141604000153-FY
R958	RESISTOR	141604000153-FY
R959	RESISTOR	141604000752-FY
R960	RESISTOR	141604000752-FY
R961	RESISTOR	141604000103-FY
R962	RESISTOR	141604000103-FY

Circuit Symbol and No.		Part No.
R963	RESISTOR	141606000223-FY
R964	RESISTOR	141606000223-FY
R965	RESISTOR	141604000472-FY
R966	RESISTOR	141604000472-FY
R967	RCF	141640000102-FY
R968	RCF	141640000102-FY
R969	RESISTOR	141608000472-FY
R971	CHIP RESISTOR	141608000220-FY

CAPACITORS

C2	CAPACITOR	141803000102-FY
C3	CAPACITOR	141803000102-FY
C103	CAPACITOR	141803000102-FY
C104	CAPACITOR	141803000102-FY
C109	E.CAP	141830090107-FY
C110	CAPACITOR	141803000104-FY
C113	CAPACITOR	141803000220-FY
C114	CAPACITOR	141803000220-FY
C115	CAPACITOR	141803000225-FY
C116	CAPACITOR	141803000225-FY
C117	CAPACITOR	141803000104-FY
C118	CAPACITOR	141803000104-FY
C119	CAPACITOR	141803000103-FY
C120	CAPACITOR	141803000104-FY
C121	CAPACITOR	141803000103-FY
C122	CAPACITOR	141803000104-FY
C123	CAPACITOR	141803000474-FY
C124	CAPACITOR	141803010105-FY
C125	CAPACITOR	141803000474-FY
C126	CAPACITOR	141803000474-FY
C127	CAPACITOR	141803000330-FY
C128	CAPACITOR	141803000330-FY
C129	CAPACITOR	141803000104-FY
C130	CAPACITOR	141803000153-FY
C140	CAPACITOR	141803000153-FY
C141	CAPACITOR	141803000120-FY
C142	CAPACITOR	141803000104-FY
C143	CAPACITOR	141803000103-FY
C144	CAPACITOR	141803000100-FY
C145	CAPACITOR	141803000103-FY
C146	CAPACITOR	141803000103-FY
C201	CAPACITOR	141809010106-FY
C202	CAPACITOR	141809010106-FY
C203	CAPACITOR	141803000104-FY
C204	E.CAP	141830090107-FY
C205	E.CAP	141830110476-FY
C206	CAPACITOR	141803000104-FY
C207	CAPACITOR	141809010106-FY
C208	CAPACITOR	141809010106-FY
C209	CAPACITOR	141809010106-FY
C210	E.CAP	141830090226-FY
C211	E.CAP	141830090107-FY
C212	CAPACITOR	141803000104-FY
C213	CAPACITOR	141803000104-FY
C214	E.CAP	141830090107-FY
C215	E.CAP	141830090226-FY
C249	CAPACITOR	141803000104-FY
C301	E.CAP	141830050225-FY
C302	E.CAP	141830050225-FY

winauto.ua

Car audio and car goods internet store Winauto

Circuit Symbol and No.		Part No.
C303	E.CAP	141830090107-FY
C305	E.CAP	141830090107-FY
C306	E.CAP	141830090107-FY
C307	CAPACITOR	141803000152-FY
C308	E.CAP	141830050225-FY
C309	E.CAP	141830050225-FY
C310	E.CAP	141830090107-FY
C311	CAPACITOR	141803000104-FY
C312	CAPACITOR	141803000152-FY
C313	E.CAP	141830090107-FY
C314	E.CAP	141830050225-FY
C315	E.CAP	141830050225-FY
C316	E.CAP	141830090226-FY
C317	E.CAP	141830090226-FY
C401	CAPACITOR	141803000120-FY
C402	CAPACITOR	141803000120-FY
C403	CAPACITOR	141803000220-FY
C404	CAPACITOR	141803000220-FY
C405	CAPACITOR	141803000104-FY
C406	CAPACITOR	141803000104-FY
C407	CAPACITOR	141803000104-FY
C408	CAPACITOR	141803000102-FY
C409	E.CAP	141830090107-FY
C410	E.CAP	141830090107-FY
C411	CAPACITOR	141803000104-FY
C412	E.CAP	141830090107-FY
C413	CAPACITOR	141803000104-FY
C414	CAPACITOR	141806000225-FY
C415	CAPACITOR	141803000104-FY
C416	CAPACITOR	141803000104-FY
C417	E.CAP	141830050225-FY
C419	CAPACITOR	141806000225-FY
C420	E.CAP	141890002209-FY
C501	CAPACITOR	141803000104-FY
C502	CAPACITOR	141803000225-FY
C502A	CAPACITOR	141803000225-FY
C503	CAPACITOR	141803000104-FY
C520	CAPACITOR	141803000104-FY
C529	CAPACITOR	141803000101-FY
C530	CAPACITOR	141803000101-FY
C801	E.CAP	141830090107-FY
C802	CAPACITOR	141803000104-FY
C803	E.CAP	141830050225-FY
C804	E.CAP	141830090107-FY
C805	CAPACITOR	141803000104-FY
C806	CAPACITOR	141803000103-FY
C807	CAPACITOR	141803000104-FY
C811	CAPACITOR	141803000104-FY
C812	E.CAP	141830090107-FY
C814	CAPACITOR	141809010106-FY
C815	CAPACITOR	141803000104-FY
C816	E.CAP	141830090107-FY
C817	CAPACITOR	141803000104-FY
C818	E.CAP	141842030108-FY
C819	CAPACITOR	141803000104-FY
C917	CAPACITOR	141803010105-FY
C918	E.CAP	141830110476-FY
C919	CAPACITOR	141803010105-FY
C919A	CAPACITOR	141803010105-FY
C920	CAPACITOR	141803000104-FY

Circuit Symbol and No.		Part No.
C921	E.CAP	141842080338-FY
C922	CAPACITOR	141803000104-FY
C923	CAPACITOR	141806000225-FY
C923A	CAPACITOR	141806000225-FY
C924	CAPACITOR	141806000225-FY
C924A	CAPACITOR	141806000225-FY
C925	CAPACITOR	141806000225-FY
C925A	CAPACITOR	141806000225-FY
C926	CAPACITOR	141806000225-FY
C926A	CAPACITOR	141806000225-FY
C927	CAPACITOR	141803000821-FY
C928	CAPACITOR	141803000821-FY
C929	CAPACITOR	141803000821-FY
C930	CAPACITOR	141803000821-FY
C931	E.CAP	141830050225-FY
C932	E.CAP	141830050225-FY
C935	E.CAP	141830050225-FY
C936	E.CAP	141830050225-FY
C937	E.CAP	141830050225-FY
C938	E.CAP	141830090226-FY
C939	CAPACITOR	141806000225-FY
C940	CAPACITOR	141806000225-FY
C941	E.CAP	141830090226-FY
C942	CAPACITOR	141803000104-FY
C943	E.CAP	141830090107-FY
C944	CAPACITOR	141806000225-FY
C945	CAPACITOR	141806000225-FY
C946	CAPACITOR	141806000225-FY
C947	CAPACITOR	141806000225-FY
C948	CAPACITOR	141803000474-FY
C949	CAPACITOR	141803000102-FY
C950	CAPACITOR	141803000102-FY

B

Unit Number :

Unit Name : DVD Decode Unit

MISCELLANEOUS

U2	IC	142410000759-FY
U3	IC	142400001042-FY
U4	IC	142410000532-FY
U5	IC	142410000636-FY
U6	IC	142400000819-FY
U8	IC	142410000806-FY
U9	IC	142400000416-FY
U10	IC	142400000066-FY
U11	IC	142400000068-FY
Q1	TRANSISTOR	142251000005-FY
Q2	TRANSISTOR	142251000005-FY
Q3	FET	142266000069-FY
Q4	FET	142266000002-FY
Q5	FET	142266000002-FY
Q6	TRANSISTOR	142290000012-FY
Q7	TRANSISTOR	142290000005-FY
D1	SW DIODE	142200000019-FY
D2	SW DIODE	142200000019-FY
D3	SW DIODE	142200000019-FY
D4	SW DIODE	142200000019-FY

winauto.ua

Car audio and car goods internet store Winauto

Circuit Symbol and No.		Part No.
D5	SW DIODE	142200000019-FY
D6	REC DIODE	142206000013-FY
D7	ZENER DIODE	142224000016-FY
L1	CHIP BEAD	142040000012-FY
L3	CHIP BEAD	142040000012-FY
L4	CHIP BEAD	142040000012-FY
L5	INDUCTOR	142000000229-FY
L6	INDUCTOR	142000000229-FY
L7	INDUCTOR	142000000229-FY
L8	INDUCTOR	142000000229-FY
L11	POWER INDUCTOR	142000000116-FY
FB1	CHIP BEAD	142040000039-FY
FB2	CHIP BEAD	142040000012-FY
FB3	CHIP BEAD	142040000039-FY
FB4	CHIP BEAD	142040000054-FY
FB5	CHIP BEAD	142040000006-FY
FB6	CHIP BEAD	142040000006-FY
FB8	CHIP BEAD	142040000039-FY
FB15	CHIP BEAD	142040000012-FY
FB16	CHIP BEAD	142040000039-FY
FB17	CHIP BEAD	142040000012-FY
FB18	CHIP BEAD	142040000012-FY
FB19	CHIP BEAD	142040000012-FY
FB20	CHIP BEAD	142040000054-FY
FB21	CHIP BEAD	142040000054-FY
K1	END-SENSE SW	143210000004-FY
RP1	NET RES	141616000101-FY
SC1	CAPACITOR	141803000225-FY
SR1	RESISTOR	141600000472-FY
SR2	RESISTOR	141600010473-FY
SR3	RESISTOR	141604000222-FY
SR4	RESISTOR	141604000102-FY
TC1	TAN.CAP	141845040107-FY
TC2	TAN.CAP	141845040107-FY
TC3	TAN.CAP	141845040107-FY
TC4	CAPACITOR	141806020106-FY
TC5	TAN.CAP	141845040107-FY
TC6	SMD E-CAP	141827000107-FY
TC7	SMD E-CAP	141827000107-FY
TC8	TAN.CAP	141845010476-FY
TC9	TAN.CAP	141845040107-FY
TC10	SMD E-CAP	141827000107-FY
TC11	SMD E-CAP	141827000107-FY
TX1	TCXO 27.000 MHz	142825000059-FY
TX2	TCXO 12 MHz	142825000105-FY
CN1	FFC SOCKET	143815000047-FY
CN3	WIRE HARNES	123830000117-FY
CN6	FPC SOCKET	143800000109-FY

RESISTORS

Circuit Symbol and No.		Part No.
R1	RESISTOR	141606000100-FY
R2	RESISTOR	141606000100-FY
R3	RESISTOR	141604000221-FY
R4	RESISTOR	141604000221-FY
R5	RESISTOR	141600000222-FY
R6	RESISTOR	141600000222-FY
R7	RESISTOR	141600000103-FY
R8	RESISTOR	141600000103-FY
R9	RESISTOR	141600000103-FY
R10	RESISTOR	141600000103-FY
R11	RESISTOR	141600000153-FY
R12	RESISTOR	141600000000-FY
R13	RESISTOR	141600000000-FY
R14	RESISTOR	141600000153-FY
R15	RESISTOR	141604000103-FY
R16	RESISTOR	141604000103-FY
R17	RESISTOR	141604000101-FY
R18	RESISTOR	141600000103-FY
R19	RESISTOR	141600000103-FY
R20	RESISTOR	141600000103-FY
R21	RESISTOR	141600000103-FY
R23	RESISTOR	141600010473-FY
R24	RESISTOR	141600000103-FY
R25	RESISTOR	141600000103-FY
R26	RESISTOR	141600000103-FY
R27	RESISTOR	141600000103-FY
R28	RESISTOR	141600010104-FY
R29	RESISTOR	141600000223-FY
R30	RESISTOR	141600000223-FY
R31	RESISTOR	141606000000-FY
R32	RESISTOR	141604000102-FY
R33	RESISTOR	141604000333-FY
R34	RESISTOR	141604000102-FY
R35	RESISTOR	141600000103-FY
R36	RESISTOR	141600000103-FY
R37	RESISTOR	141604010202-FY
R38	RESISTOR	141604010202-FY
R39	RESISTOR	141600000103-FY
R40	RESISTOR	141600000103-FY
R41	RESISTOR	141606000010-FY
R42	RESISTOR	141600000000-FY
R43	RESISTOR	141600000103-FY
R44	RESISTOR	141600000103-FY
R45	RESISTOR	141600000103-FY
R46	RESISTOR	141600010750-FY
R47	RESISTOR	141600010750-FY
R48	RESISTOR	141600010750-FY
R49	RESISTOR	121600010513-FY
R50	RESISTOR	141600000223-FY
R51	RESISTOR	121600010513-FY
R52	RESISTOR	121600010513-FY
R53	CHIP RESISTOR	141600010153-FY
R54	RESISTOR	141604000330-FY
R55	RESISTOR	141604000000-FY
R56	RESISTOR	141604000000-FY
R57	RESISTOR	141600000101-FY
R58	RESISTOR	141600000101-FY
R59	RESISTOR	141604000391-FY
R60	RESISTOR	141606000000-FY
R61	RESISTOR	141600000102-FY
R62	RESISTOR	141606000022-FY
R63	RESISTOR	141600000103-FY
R64	RESISTOR	141600000102-FY
R65	RESISTOR	141600000102-FY
R66	RESISTOR	141604000750-FY
R67	RESISTOR	141600000102-FY
R68	RESISTOR	141600000221-FY
R69	RESISTOR	141600000103-FY
R70	RESISTOR	141604000750-FY
R71	RESISTOR	141600000103-FY

winauto.ua

Car audio and car goods internet store Winauto

Circuit Symbol and No.		Part No.
R72	RESISTOR	141604000102-FY
R73	RESISTOR	141604000151-FY
R74	RESISTOR	141604000750-FY
R75	RESISTOR	141600000102-FY
R76	RESISTOR	141600010750-FY
R77	RESISTOR	141600000103-FY
R78	RESISTOR	141604000750-FY
R79	RESISTOR	141600000153-FY
R81	RESISTOR	141600010750-FY
R82	RESISTOR	141600000103-FY
R83	RESISTOR	141604000472-FY
R84	RESISTOR	141600010473-FY
R85	RESISTOR	141600000472-FY
R86	RESISTOR	141604006191-FY
R87	RESISTOR	141606000750-FY
R88	RESISTOR	141600000221-FY
R89	NET RES	141616000102-FY
R90	RESISTOR	141600000103-FY
R91	RESISTOR	141600000470-FY
R92	RESISTOR	141604000047-FY
R93	RESISTOR	141604000472-FY
R94	RESISTOR	141604000472-FY
R95	RESISTOR	141604000562-FY
R96	RESISTOR	141604000562-FY
R97	RESISTOR	141604000153-FY
R98	RESISTOR	141604000153-FY
R99	RESISTOR	141604000332-FY
R100	RESISTOR	141604000332-FY
R101	RESISTOR	141606000151-FY
R102	RESISTOR	141604000473-FY
R103	RESISTOR	141604000473-FY
R104	RESISTOR	141604000102-FY
R105	RESISTOR	141604000102-FY
R106	RESISTOR	141600000102-FY
R107	RESISTOR	141600000102-FY
R108	RESISTOR	141600000472-FY
R109	RESISTOR	141600000103-FY
R110	RESISTOR	141600000223-FY
R111	RESISTOR	141600010473-FY
R112	RESISTOR	141600010104-FY
R113	RESISTOR	141600010104-FY
R115	RESISTOR	141600000101-FY
R116	RESISTOR	141600000103-FY
R117	RESISTOR	141604000223-FY
R118	RESISTOR	141604000223-FY

CAPACITORS

Circuit Symbol and No.		Part No.
C1	CAPACITOR	141806020106-FY
C2	CAPACITOR	141800000104-FY
C3	CAPACITOR	141803010273-FY
C4	CAPACITOR	141800000104-FY
C5	CAPACITOR	141800000104-FY
C6	CAPACITOR	141800000104-FY
C7	CAPACITOR	141803010273-FY
C8	CAPACITOR	141800000104-FY
C9	CAPACITOR	141800000103-FY
C10	CAPACITOR	141800000104-FY
C11	CAPACITOR	141800000104-FY
C12	CAPACITOR	141800000104-FY
C13	CAPACITOR	141806020106-FY
C14	CAPACITOR	141800000104-FY
C15	CAPACITOR	141803000104-FY
C16	SMD E-CAP	141827000107-FY
C17	SMD E-CAP	141827020476-FY
C18	CAPACITOR	141800000104-FY
C20	CAPACITOR	141800000104-FY
C21	SMD E-CAP	141827020476-FY
C22	SMD E-CAP	141827000107-FY
C23	CAPACITOR	141800000104-FY
C24	SMD E-CAP	141827000107-FY
C25	CAPACITOR	141800000104-FY
C26	SMD E-CAP	141827010106-FY
C27	SMD E-CAP	141827000107-FY
C28	CAPACITOR	141800000104-FY
C29	CAPACITOR	141800000104-FY
C31	CAPACITOR	141800010102-FY
C32	CAPACITOR	141800010102-FY
C33	CAPACITOR	141800000104-FY
C34	CAPACITOR	141800000104-FY
C35	CAPACITOR	141800000104-FY
C36	CAPACITOR	141800000104-FY
C37	CAPACITOR	141803000102-FY
C38	CAPACITOR	141803000102-FY
C39	CAPACITOR	141800000104-FY
C40	CAPACITOR	141800000104-FY
C42	TAN.CAP	141845010476-FY
C43	CAPACITOR	141800000104-FY
C44	CAPACITOR	141803000151-FY
C45	CAPACITOR	141800000104-FY
C46	CAPACITOR	141800020330-FY
C47	CAPACITOR	141803000100-FY
C48	CAPACITOR	141800000104-FY
C49	CAPACITOR	141800020330-FY
C50	CAPACITOR	141803000100-FY
C51	CAPACITOR	141803000151-FY
C52	CAPACITOR	141800000104-FY
C53	CAPACITOR	141809010106-FY
C54	CAPACITOR	141800000104-FY
C55	CAPACITOR	141800000104-FY
C56	CAPACITOR	141803000100-FY
C57	CAPACITOR	141803000151-FY
C58	CAPACITOR	141803000100-FY
C59	CAPACITOR	141803000151-FY
C60	CAPACITOR	141800000104-FY
C61	CAPACITOR	141803000101-FY
C62	CAPACITOR	141800000220-FY
C63	CAPACITOR	141800000104-FY
C64	CAPACITOR	141800000220-FY
C65	CAPACITOR	141800000104-FY
C66	CAPACITOR	141800000104-FY
C67	TAN.CAP	141845040106-FY
C68	CAPACITOR	141800000104-FY
C69	CAPACITOR	141800000104-FY
C70	CAPACITOR	141800000104-FY
C71	TAN.CAP	141845040106-FY
C72	CAPACITOR	141800000104-FY
C73	CAPACITOR	141800000104-FY
C74	CAPACITOR	141800000104-FY
C75	CAPACITOR	141800000104-FY

winauto.ua

Car audio and car goods internet store Winauto

Circuit Symbol and No.		Part No.
C76	CAPACITOR	141800000104-FY
C77	CAPACITOR	141800000104-FY
C78	CAPACITOR	141800000104-FY
C79	CAPACITOR	141800000104-FY
C80	CAPACITOR	141806000225-FY
C82	CAPACITOR	141806000226-FY
C83	CAPACITOR	141806000226-FY
C84	CAPACITOR	141800000104-FY
C85	CAPACITOR	141800000104-FY
C86	CAPACITOR	141800000104-FY
C87	CAPACITOR	141800000104-FY
C88	CAPACITOR	141800000104-FY
C89	CAPACITOR	141800000104-FY
C90	CAPACITOR	141800000104-FY
C91	CAPACITOR	141803000152-FY
C92	CAPACITOR	141803000152-FY
C93	CAPACITOR	141803000272-FY
C94	CAPACITOR	141803000272-FY
C95	CAPACITOR	141803000221-FY
C96	CAPACITOR	141803000221-FY
C97	CAPACITOR	141806020106-FY
C98	CAPACITOR	141806020106-FY
C99	CAPACITOR	141800000104-FY
C100	CAPACITOR	141800000104-FY
C101	CAPACITOR	141800000104-FY
C102	CAPACITOR	141800000104-FY
C103	CAPACITOR	141800000104-FY
C104	CAPACITOR	141800000104-FY
C105	CAPACITOR	141800000104-FY
C106	CAPACITOR	141800000104-FY
C107	CAPACITOR	141800000104-FY
C110	CAPACITOR	141803000823-FY
C111	CAPACITOR	141803000823-FY
C112	CAPACITOR	141806020106-FY
C113	CAPACITOR	141806020106-FY

CD

Keyboard Unit
Consists of
Keyboard PCB
AUX PCB

Unit Number :
Unit Name : Keyboard Unit

MISCELLANEOUS

Circuit Symbol and No.		Part No.
U201	IC	142410000139-FY
U202	IC	142400000068-FY
U203	IC	142400000066-FY
Q205	TRANSISTOR	142245000018-FY
Q206	FET	142266000002-FY
Q207	TRANSISTOR	142251000020-FY
D201	ESD DIODE	142239000012-FY
D202	ESD DIODE	142239000012-FY
D203	SCHOTTKY DIODE	142233000120-FY
D204	ESD DIODE	142236000006-FY
D205	ESD DIODE	142236000006-FY
D206	ESD DIODE	142236000006-FY
D207	ESD DIODE	142236000006-FY
D208	ESD DIODE	142236000006-FY
D209	ESD DIODE	142236000006-FY
D210	ESD DIODE	142236000006-FY
D211	ESD DIODE	142236000006-FY
D212	ESD DIODE	142236000006-FY
D213	ESD DIODE	142236000006-FY
D214	ESD DIODE	142236000006-FY
D215	ESD DIODE	142236000006-FY
L201	INDUCTOR	142000000050-FY
L202	INDUCTOR	142000000055-FY
L203	POWER INDUCTOR	142000000152-FY
L204	CHIP BEAD	142040000016-FY
L205	CHIP BEAD	142040000016-FY
L206	CHIP BEAD	142040000016-FY
L207	CHIP BEAD	142040000016-FY
L208	CHIP BEAD	142040000016-FY
L209	CHIP BEAD	142040000016-FY
L210	CHIP BEAD	142040000016-FY
L211	CHIP BEAD	142040000016-FY
L212	CHIP BEAD	142040000016-FY
L213	CHIP BEAD	142040000016-FY
L214	CHIP BEAD	142040000016-FY
L215	CHIP BEAD	142040000016-FY
L216	CHIP BEAD	142040000016-FY
L217	CHIP BEAD	142040000016-FY
L218	CHIP BEAD	142040000016-FY
LED201A	LED	143405010069-FY
LED201G	LED	143405000084-FY
LED202A	LED	143405010069-FY
LED202G	LED	143405000084-FY
LED203A	LED	143405010069-FY
LED203G	LED	143405000084-FY
LED204A	LED	143405010069-FY
LED204G	LED	143405000084-FY
LED205A	LED	143405010069-FY
LED205G	LED	143405000084-FY
LED208A	LED	143405010069-FY
LED208G	LED	143405000084-FY
LED209A	LED	143405010069-FY
LED209G	LED	143405000084-FY
LED210A	LED	143405010069-FY
LED210G	LED	143405000084-FY
LED211A	LED	143405010069-FY
LED211G	LED	143405000084-FY
LED212A	LED	143405010069-FY
LED212G	LED	143405000084-FY
BD201	RESISTOR	141606000000-FY
BD202	CHIP BEAD	142040000041-FY
BD203	RESISTOR	141606000000-FY
BD204	CHIP BEAD	142040000041-FY
BD205	CHIP BEAD	142040000041-FY
BD206	CHIP BEAD	142040000041-FY
BD207	CHIP BEAD	142040000041-FY
BD208	CHIP BEAD	142040000041-FY
BD209	CHIP BEAD	142040000041-FY
ENC201	ENCODER(MULTI CONTROL)	141658010116-FY
SW208	TACT SW	123210000072-FY
SW209	TACT SW	123210000072-FY
SW210	TACT SW	123210000072-FY
SW211	TACT SW	123210000072-FY

winauto.ua

Car audio and car goods internet store Winauto

Circuit Symbol and No.		Part No.
SW212	TACT SW	123210000072-FY
SW213	TACT SW	123210000072-FY
SW214	TACT SW	123210000072-FY
SW215	TACT SW	123210000072-FY
SW217	TACT SW	123210000072-FY
SW221	TACT SW	123210000072-FY
USB201	SOCKET	123805000787-FY
CON1	SOCKET	123805000879-FY
CON202	FPC SOCKET	143815000363-FY
XT201	TCXO 14.31818 MHz	142825000191-FY
REM201	INFRARED RECEIVER	143445000037-FY

RESISTORS

R67	RESISTOR	141604000223-FY
R68	RESISTOR	141604000223-FY
R201	RESISTOR	141604000000-FY
R202	RESISTOR	141604000181-FY
R203	RESISTOR	141604000221-FY
R204	RESISTOR	141604000331-FY
R205	RESISTOR	141604000471-FY
R206	RESISTOR	141604000681-FY
R207	RESISTOR	141604000102-FY
R208	RESISTOR	141604000152-FY
R209	RESISTOR	141604000222-FY
R210	RESISTOR	141604000332-FY
R211	RESISTOR	141604000000-FY
R212	RESISTOR	141604000181-FY
R213	RESISTOR	141604000221-FY
R214	RESISTOR	141604000331-FY
R215	RESISTOR	141604000471-FY
R216	RESISTOR	141604000681-FY
R217	RESISTOR	141604000102-FY
R218	RESISTOR	141604000152-FY
R219	RESISTOR	141604000103-FY
R220	RESISTOR	141604000101-FY
R225	RESISTOR	141604000103-FY
R227	RESISTOR	141604000103-FY
R228	RESISTOR	141604000103-FY
R229	RESISTOR	141604000102-FY
R230	RESISTOR	141604000102-FY
R231	RESISTOR	141604000332-FY
R232	RESISTOR	141604000332-FY
R233	RESISTOR	141604000223-FY
R234	RESISTOR	141604000223-FY
R235	RESISTOR	141604000223-FY
R236	RESISTOR	141604000180-FY
R237	RESISTOR	141604000560-FY
R238	RESISTOR	141604000104-FY
R239	RESISTOR	141604000105-FY
R240	RESISTOR	141604000103-FY
R241A	RESISTOR	141604000000-FY
R242	RESISTOR	141604000103-FY
R243	RESISTOR	141606000471-FY
R244	RESISTOR	141606000471-FY
R245	RESISTOR	141606000471-FY
R246	RESISTOR	141606000471-FY
R247	RESISTOR	141606000471-FY
R250	RESISTOR	141604000103-FY
R251	RESISTOR	141604000473-FY

Circuit Symbol and No.		Part No.
R252	RESISTOR	141604000103-FY
R253	RESISTOR	141606000022-FY
R254	RESISTOR	141604000272-FY
R255	RESISTOR	141604000103-FY
R256	NET RES	141616010330-FY
R257	NET RES	141616010330-FY
R258	NET RES	141616010330-FY
R260	RESISTOR	141606000100-FY
R267	RESISTOR	141604000000-FY
R268	RESISTOR	141606000470-FY
R269	RESISTOR	141606000470-FY
R275	RESISTOR	141604000000-FY

CAPACITORS

C47	CAPACITOR	141803000102-FY
C49	CAPACITOR	141803000102-FY
C201	CAPACITOR	141803000103-FY
C202	CAPACITOR	141803000103-FY
C203	CAPACITOR	141803000104-FY
C204	CAPACITOR	141803000101-FY
C207	CAPACITOR	141803000331-FY
C208	CAPACITOR	141803000681-FY
C209	CAPACITOR	141803000331-FY
C210	CAPACITOR	141803000104-FY
C212	CAPACITOR	141803000330-FY
C213	CAPACITOR	141803000330-FY
C214	CAPACITOR	141803000104-FY
C215	CAPACITOR	141803000330-FY
C216	CAPACITOR	141803000104-FY
C217	CAPACITOR	141803000104-FY
C218	CAPACITOR	141809000106-FY
C219	E.CAP	141842070107-FY
C220	CAPACITOR	141809000106-FY
C221	CAPACITOR	141803000104-FY
C222	E.CAP	141842070107-FY
C223	CAPACITOR	141803000104-FY
C224	E.CAP	141842070107-FY
C225	CAPACITOR	141803000104-FY
C226	E.CAP	141842070107-FY
C227	CAPACITOR	141803000104-FY
C228	E.CAP	141842070107-FY
C229	CAPACITOR	141803000104-FY
C230	CAPACITOR	141803010105-FY
C231	CAPACITOR	141803010105-FY
C232	CAPACITOR	141803010105-FY
C233	CAPACITOR	141803000104-FY
C234	CAPACITOR	141809000475-FY
C235	CAPACITOR	141809000475-FY
C236	CAPACITOR	141809000475-FY
C237	CAPACITOR	141809000475-FY
C238	CAPACITOR	141809000475-FY
C239	CAPACITOR	141806000225-FY
C240	CAPACITOR	141809000475-FY
C241	CAPACITOR	141809000475-FY
C242	CAPACITOR	141806000225-FY
C243	CAPACITOR	141809000475-FY
C244	CAPACITOR	141806000225-FY
C245	CAPACITOR	141806000225-FY
C246	CAPACITOR	141809000475-FY

winauto.ua

Car audio and car goods internet store Winauto

Circuit Symbol and No.		Part No.
C247	CAPACITOR	141809000475-FY
C248	CAPACITOR	141803000104-FY
C249	CAPACITOR	141803000104-FY
C250	CAPACITOR	141812010226-FY
C263	CAPACITOR	141803000104-FY
C264	E.CAP	141842070107-FY
C265	E.CAP	141842070107-FY
C266	CAPACITOR	141803000104-FY
C270	CAPACITOR	141809000106-FY

EFG

Unit Number :
Unit Name : LB PCB
Unit Number :
Unit Name : CB PCB
Unit Number :
Unit Name : KB-SB PCB

CN406	FPC SOCKET	123800010040-FY
SW1	TACT SW	123210000040-FY
SW2	TACT SW	143210010096-FY
SW3	TACT SW	143210000097-FY
LED1	LED	143405010069-FY
LED2	LED	143405010069-FY

winauto.ua