

**KICKER®**  
**KSTWEETERS**

**KS25, KS20, KS13**



**Models:** *KS25 / KS20 / KS13*

**Congratulations on your KICKER purchase**

Please record your purchase information and keep your sales receipt for validation of warranty.

Authorized Kicker Dealer: \_\_\_\_\_

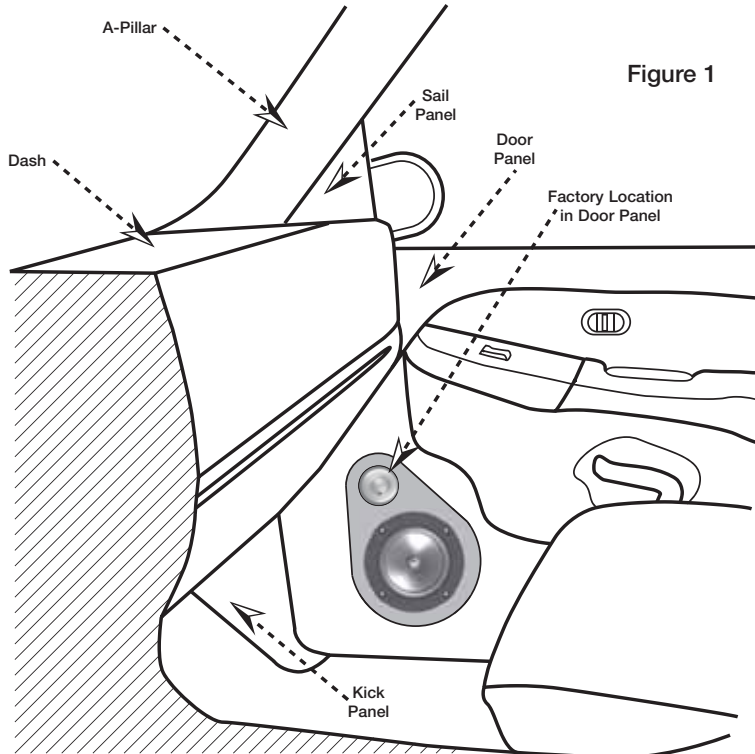
Purchase Date: \_\_\_\_\_

Speaker Model Number: \_\_\_\_\_

The Kicker KS series tweeters are specifically designed to bring out the high frequency definition of your vehicle's audio system. The KS tweeters can easily replace stock tweeters in factory locations and offer several mounting options to deliver a wide range of applications for custom installations.

**Location**

Your Kicker KS Tweeters can be mounted in several locations throughout your vehicle. The easiest way to improve the high frequency response of your car stereo system is to replace the OEM tweeters in their original factory location. There are several other places tweeters can be custom mounted in your vehicle. The most common locations for tweeter mounting are in the door, the sail panel, the dash, the kick panel, and in the A-pillars. See Figure 1. Mounting the tweeter near the woofer maintains a more cohesive sonic response between the lows and the highs, but tweeters are often mounted in a higher location in the vehicle to elevate the sound stage.



**Figure 1**

**Tweeter Mounting**

The tweeter can be mounted one of three ways: flush, surface, and angled mounting. For flush mounting applications, please refer to the illustration in Figure 2. Choose a flat location on the panel with space behind the panel to allow room for the mounting nut and motor structure. After checking the clearances, cut the recommended diameter mounting hole in the panel. Position the shorter mounting nut behind the panel. Use the longer mounting nut if the panel's thickness prohibits the use of the shorter mounting nut. Feed the wire through the optional tweeter flange, the hole in the panel, and the mounting nut. Mount the tweeter by screwing the mounting nut onto the tweeter.

For surface mounting applications use the surface mount cup as a template and pre-drill one 7/64" (2.5mm) screw hole for attaching the surface mount cup to the panel, and a 5/16" (8mm) hole for the wires. A M3 pan-cross head wood screw is supplied to attach the surface mount cup to the panel. Position the tweeter over the surface mount cup and press it into position. See Figure 3.

For angled mounting applications choose a flat location on the panel with space behind the panel to allow room for the longer mounting nut and back angle ring. After checking the clearances, cut the recommended diameter mounting hole in the panel. Place the front angle ring (does not fit through the longer tweeter mounting nut) in front of the panel. Then place the wire and tweeter through the tweeter flange, front angle ring, and into the panel. Next place the wire through the back angle ring (fits through the longer mounting nut), place the back angle ring over the rear of the tweeter, and line-up the narrow part of the front angle ring for the preferred angle of operation. Place the wire through the longer mounting nut and loosely tighten the mounting nut around the tweeter. Rotate all the parts in unison until the tweeter is angled in the desired direction. Secure the assembly by tightening the longer mounting nut. See Figure 4.

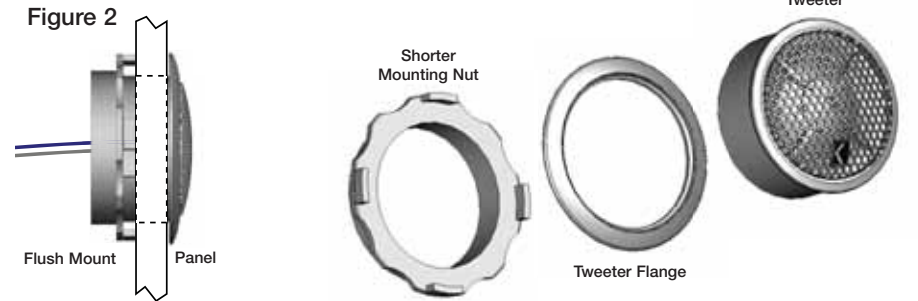



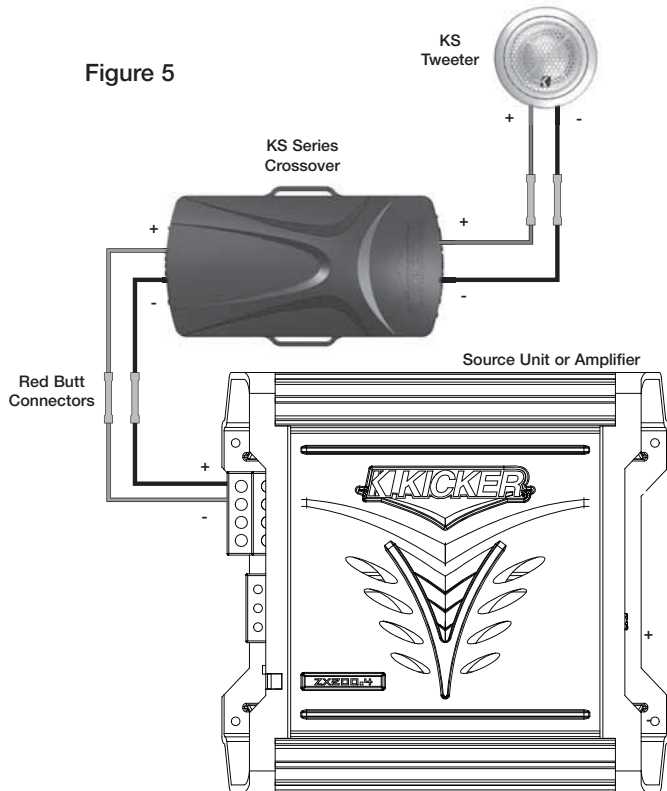
Figure 4



**Wiring**

Hooking up your Kicker KS tweeters is easy. Mount the external crossover in a location free and clear of water and mechanical components of the vehicle with the enclosed phillips-head wood screws. There are two lengths of wire attached to each end of the KS Series Tweeter Crossover. The gray wire is positive and the black wire is negative. One set of wires is labeled "INPUT" and is used to connect the source unit or amplifier to the crossover. The other set of wires is labeled "KS TWEETER" and is intended to connect to the wires coming off of the tweeter with the included red butt connectors. See Figure 5.

Figure 5

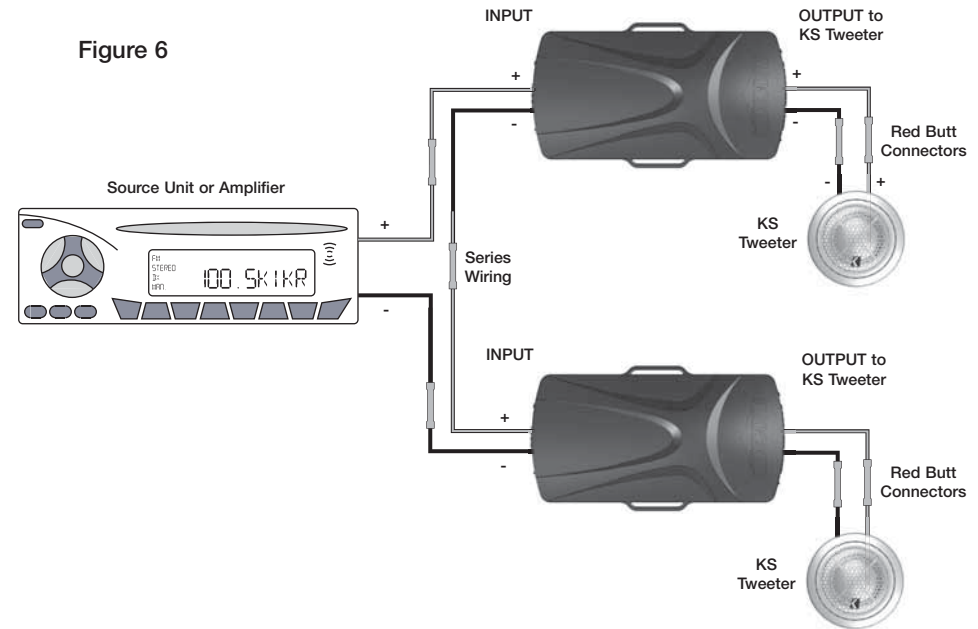


**Pro Tip:** You are one Kicker Loaded-Subwoofer enclosure, one ZX Mono-Amplifier and a few cables away from a slammin' system! The Kicker ZX line of mono-amplifiers make it easy to upgrade to solid bass with your existing or stock source unit. Please ask your dealer about the Kicker Comp and CompVR Subwoofer upgrades.

**Wiring Additional Tweeters**

Modern high performance tweeters have a lower DC Resistance than what used to be available. The Kicker KS-Series tweeters are rated at four ohms and work with any source unit or amplifier designed to operate at a four ohm load. If you want to add additional KS-Series tweeters to your existing component, coaxial, or tweeter system, on each channel of your source unit or amplifier wire the tweeter crossover in series as shown below. This will add more high frequency response while improving the sound quality, lowering the total harmonic distortion, and decreasing the thermal load at the source unit or amplifier. This may prevent an amplifier from shutting down due to over-current protection circuitry.

Figure 6



**Performance**

Model:	KS13	KS20	KS25
Tweeter Size, in (mm)	1/2 (13)	3/4 (20)	1 (25)
Dome Material	Kaladex	Titanium	Aluminum
Magnet Type	Neodymium	Neodymium	Neodymium
Impedance ohms, Rated (DC Resistance)	4 (3)	4 (3)	4 (3)
Power Handling Watts, Peak (RMS)	150 (75)	190 (95)	300 (150)
Sensitivity [SPL <sub>o</sub> ], dB @ 1W, 1m	92	92	94
Effective Frequency Range, Hz	4500-21K	4500-21k	3500-20k
Flush Mount Tweeter Depth, in (mm)	9/16 (14)	9/16 (14)	13/16 (21)
Flush Mount Tweeter Hole Diameter, in (cm)	1 9/16 (4.0)	1 9/16 (4.0)	1 15/16 (4.9)
High Pass, dB, at Frequency, Hz	12, 4500	12, 4500	18, 4000

Note: All specifications and performance figures are subject to change. Please visit the [www.kicker.com](http://www.kicker.com) for the most current information. To get the best performance from your new Kicker speakers, we recommend using genuine Kicker Accessories and Wiring. Please allow two weeks of break-in time for the speaker to reach optimum performance.

INSTALLATION

PERFORMANCE

Kicker warrants this product to be free from defects in material and workmanship under normal use for a period of THREE (3) MONTHS from date of original purchase with receipt. When purchased from an Authorized KICKER Dealer it is warranted for ONE (1) YEAR from date of original purchase with receipt. In all cases you must have the original receipt. Should service be necessary under this warranty for any reason due to manufacturing defect or malfunction during the warranty period, Kicker will repair or replace (at its discretion) the defective merchandise with equivalent merchandise at no charge. Warranty replacements may have cosmetic scratches and blemishes. Discontinued products may be replaced with more current equivalent products.

This warranty is valid only for the original purchaser and is not extended to owners of the product subsequent to the original purchaser. Any applicable implied warranties are limited in duration to a period of the express warranty as provided herein beginning with the date of the original purchase at retail, and no warranties, whether express or implied, shall apply to this product thereafter. Some states do not allow limitations on implied warranties; therefore these exclusions may not apply to you. This warranty gives you specific legal rights; however you may have other rights that vary from state to state.

#### WHAT TO DO IF YOU NEED WARRANTY OR SERVICE

Defective merchandise should be returned to your local Authorized Stillwater Designs (Kicker) Dealer for warranty service. Assistance in locating an Authorized Dealer can be found at [www.kicker.com](http://www.kicker.com) or by contacting Stillwater Designs directly. You can confirm that a dealer is authorized by asking to see a current authorized dealer window decal.

If it becomes necessary for you to return defective merchandise directly to Stillwater Designs (Kicker), call the Kicker Customer Service Department at (405) 624-8510 for a Return Merchandise Authorization (RMA) number. Package all defective items in the original container or in a package that will prevent shipping damage, and return to:

Stillwater Designs, 5021 North Perkins Road, Stillwater, OK 74075

The RMA number must be clearly marked on the outside of the package. Please return only defective components. The return of functioning items increases your return freight charges. Non-defective items will be returned freight-collect to you.

Include a copy of the original receipt with the purchase date clearly visible, and a "proof-of-purchase" statement listing the Customer's name, Dealer's name and invoice number, and product purchased. Warranty expiration on items without proof-of-purchase will be determined from the type of sale and manufacturing date code. Freight must be prepaid; items sent freight-collect, or COD, will be refused.

#### WHAT IS NOT COVERED?

This warranty is valid only if the product is used for the purpose for which it was designed. It does not cover:

- o Damage due to improper installation
- o Subsequent damage to other components
- o Damage caused by exposure to moisture, excessive heat, chemical cleaners, and/or UV radiation
- o Damage through negligence, misuse, accident or abuse. Repeated returns for the same damage may be considered abuse
- o Any cost or expense related to the removal or reinstallation of product
- o Speakers damaged due to amplifier clipping or distortion
- o Items previously repaired or modified by any unauthorized repair facility
- o Return shipping on non-defective items
- o Products with tampered or missing barcode labels
- o Products returned without a Return Merchandise Authorization (RMA) number
- o Freight Damage
- o The cost of shipping product to Kicker
- o Service performed by anyone other than Kicker

#### HOW LONG WILL IT TAKE?

Kicker strives to maintain a goal of 24-hour service for all acoustics (subwoofers, midrange and coaxial drivers, tweeters, crossovers, etc) returns. Delays may be incurred if lack of replacement inventory or parts is encountered.

Failure to follow these steps may void your warranty. Any questions can be directed to the Kicker Customer Service Department at (405) 624-8510.

Contact your International Kicker dealer or distributor concerning specific procedures for your country's warranty policies.

WARNING: KICKER products are capable of producing sound levels that can permanently damage your hearing! Turning up a system to a level that has audible distortion is more damaging to your ears than listening to an undistorted system at the same volume level. The threshold of pain is always an indicator that the sound level is too loud and may permanently damage your hearing. Please use common sense when controlling volume.

#### GARANTÍA INTERNACIONAL *Versión Española*

Comuníquese con su concesionario o distribuidor Kicker internacional para obtener información sobre procedimientos específicos relacionados con las normas de garantía de su país.

ADVERTENCIA: Los excitadores Kicker son capaces de producir niveles de sonido que pueden dañar permanentemente el oído. Subir el volumen del sistema hasta un nivel que produzca distorsión es más dañino para el oído que escuchar un sistema sin distorsión al mismo volumen. El dolor es siempre una indicación de que el sonido es muy fuerte y que puede dañar permanentemente el oído. Sea precavido cuando controle el volumen.

La frase "combustible para vivir la vida Livin' Loud™ a todo volumen" se refiere al entusiasmo por la vida que la marca Kicker de estéreos de automóvil representa y a la recomendación a nuestros clientes de que vivan lo mejor posible ("a todo volumen") en todo sentido. La línea de altavoces y amplificadores Kicker es la mejor del mercado de audio de automóviles y por lo tanto representa el "combustible" para vivir a todo volumen en el área de "estéreos de automóvil" de la vida de nuestros clientes. Recomendamos a todos nuestros clientes que obedezcan todas las reglas y reglamentos locales sobre ruido en cuanto a los niveles legales y apropiados de audición fuera del vehículo.

#### INTERNATIONALE GARANTIE *Deutsche Version*

Nehmen Sie mit Ihren internationalen Kicker-Fachhändler oder Vertrieb Kontakt auf, um Details über die Garantieleistungen in Ihrem Land zu erfahren.

WARNUNG: KICKER-Treiber können einen Schallpegel erzeugen, der zu permanenten Gehörschäden führen kann! Wenn Sie ein System auf einen Pegel stellen, der hörbare Verzerrungen erzeugt, schadet das Ihren Ohren mehr, als ein nicht verzerrtes System auf dem gleichen Lautstärkepegel. Die Schmerzschwelle ist immer eine Anzeige dafür, dass der Schallpegel zu laut ist und zu permanenten Gehörschäden führen kann. Seien Sie bei der Lautstärkeeinstellung bitte vernünftig!

Der Slogan "Treibstoff für Livin' Loud" bezieht sich auf die mit den Kicker-Autostereosystemen assoziierte Lebensfreude und die Tatsache, dass wir unsere Kunden ermutigen, in allen Aspekten ihres Lebens nach dem Besten ("Livin' Loud") zu streben. Die Lautsprecher und Verstärker von Kicker sind auf dem Markt für Auto-Soundsysteme führend und stellen somit den "Treibstoff" für das Autostereoelebnis unserer Kunden dar. Wir empfehlen allen unseren Kunden, sich bezüglich der zugelassenen und passenden Lautstärkepegel außerhalb des Autos an die örtlichen Lärmvorschriften zu halten.

#### GARANTIE INTERNATIONALE *Versión Française*

Pour connaître les procédures propres à la politique de garantie de votre pays, contactez votre revendeur ou distributeur International Kicker.

AVERTISSEMENT: Les haut-parleurs Kicker ont la capacité de produire des niveaux sonores pouvant endommager l'ouïe de façon irréversible ! L'augmentation du volume d'un système jusqu'à un niveau présentant une distorsion audible endommage davantage l'ouïe que l'écoute d'un système sans distorsion au même volume. Le seuil de la douleur est toujours le signe que le niveau sonore est trop élevé et risque d'endommager l'ouïe de façon irréversible. Réglez le volume en faisant preuve de bon sens !

L'expression "carburant pour vivre plein pot" fait référence au dynamisme de la marque Kicker d'équipements audio pour véhicules et a pour but d'encourager nos clients à faire le maximum ("vivre plein pot") dans tous les aspects de leur vie. Les haut-parleurs et amplificateurs Kicker sont les meilleurs dans le domaine des équipements audio et représentent donc pour nos clients le "carburant pour vivre plein pot" dans l'aspect "installation audio de véhicule" de leur vie. Nous encourageons tous nos clients à respecter toutes les lois et réglementations locales relatives aux niveaux sonores acceptables à l'extérieur des véhicules.

