

INTRODUCTION

Congratulations on your purchase of a DB Drive state-of-the-art subwoofer component. Your selection of a DB Drive car audio product indicates a true appreciation of fine musical reproduction. Whether adding to an existing system or including a DB Drive subwoofer in a new system, you are certain to notice immediate performance benefits.

KEEP YOUR SALES RECEIPT

Take this time to attach your sales receipt to the manual and put in a safe place. In case of any unforeseen reason this product may need warranty service, your receipt will be necessary to establish purchase date. For detailed warranty information please refer to enclosed warranty card.

RECOMMENDATION

A speaker's performance is only as good as it's enclosure. Proper installation, enclosure size and crossover frequency will maximize the overall performance of the subwoofer. To properly design and build an enclosure, knowledge of wood-working as well as the proper tools are required. We highly recommend that you have your enclosure built by an authorized DB Drive retailer. However, if you decide to install it yourself, we have included the parameters of each driver and recommended enclosure sizes. If after reviewing the enclosed information you have any addition questions, please feel free to contact our technical dept.

WARNING!

Exposure to high pressure levels can cause hearing loss or damage. Listening to your system at loud levels while driving, will impair your ability to hear traffic sounds and emergency vehicles. Use common sense when listening to your system.

While installing your subwoofer enclosure in the vehicle. Securely fasten it to the frame or floorpan. If the enclosure is not secured properly, there is danger of it becoming a projectile in a collision.

Due to continuing product improvement, specifications and design are subject to change without notice.



PRODUCT SPECIFICATIONS

	K3 10D4	K3 10D2	K3 12D4	K3 12D2	K3 15D4
(FS)	30.28Hz	30.27Hz	22.88Hz	22.95Hz	21.27Hz
(Qts.)	0.47	0.37	0.48	0.39	0.62
(Qms)	3.67	2.52	4.28	3.09	3.98
(VAS)	32.73L	31.19L	88.68L	84.66L	185.47L
(Xmax)	0.97in	0.97in	0.97in	0.97in	0.97in
(Re)	7.64Ω	3.83Ω	7.62Ω	3.83Ω	7.63Ω
(Pe)	450/900	450/900	450/900	450/900	450/900
(QES)	0.53	0.44	0.54	0.45	0.73
(Sens)	84.18dB	84.80dB	84.83dB	85.45dB	85.70dB

CALCULATING ENCLOSURES

It is difficult to give exact box dimensions that are universal for all cars and trucks. It is for this reason that you must be able to calculate the space in which you have available in order to achieve the proper air volume required.

It is recommended to build your enclosure from 3/4" thick MDF (medium density fiberboard). Make sure the enclosure is sealed airtight.

Calculating External Volume

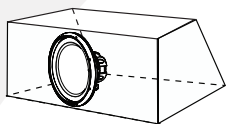
- 1.) To calculate box volume, measure the outside Width x Height x Depth of the enclosure. *Example 12" x 14" x 9" = 1512 ÷ 1728" Cubic feet*
- 2.) Next you must convert cubic inches into cubic feet. To do this, you must divide the cubic inches total by 1728". *Example 1512 ÷ 1728 = .875 Cubic feet*

Calculating Internal Volume

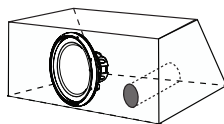
- 1.) To calculate the internal (net) volume of the above box you must first multiply the thickness of the wood you are using by Two(2). *Example 3/4" x 2 = 1.5"*
- 2.) Next subtract 1.5 from each of the outside measurements of the box.

Width	Height	Depth
12 - 1.5 = 10.5	14 - 1.5 = 12.5	9 - 1.5 = 7.5
- 3.) Multiple the new totals (H x W x D) *Example: 10.5 x 12.5 x 7.5 = .5696*
- 4.) Next you must convert cubic inches into cubic feet. To do this, you must divide the cubic inch total by 1728". *Example 984.375 ÷ 1728 = .5696 cubic feet.*

Recommended Enclosures



sealed

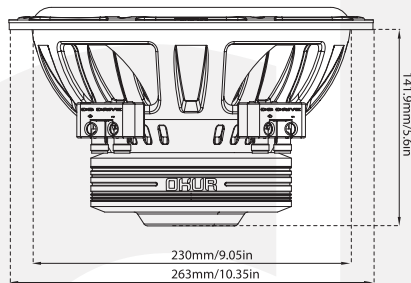


ported

K3 10D4 / 10D2

Sealed Enclosure
Box Volume 1.09cu ft.

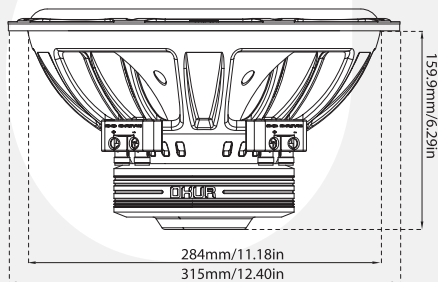
Ported Enclosure
Box Volume 1.48cu ft..
Box Tuning 39Hz
Port Diameter 4in.
Port Length 16in.



K3 12D4/ 12D2

Sealed Enclosure
Box Volume 1.15cu ft.

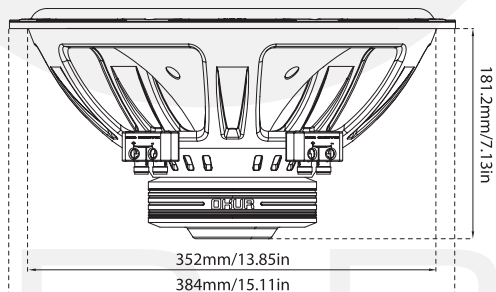
Ported Enclosure
Box Volume 1.62cu ft.
Box Tuning 39Hz
Port Diameter 4in.
Port Length 13in.



K3 15D4

Sealed Enclosure
Box Volume 1.74cu ft.

Ported Enclosure
Box Volume 2.88cu ft.
Box Tuning 39Hz
Port Diameter 6in.
Port Length 18in



OKUR

Installation Instructions / Owner's Manual

MODEL
K3 10D4 / K3 10D2
K3 12D4 / K3 12D2 / K3 15D4

Please Note: Our suggested box volumes are given as internal air requirements



DB Research L.L.P.

302 Hanmore Industrial Parkway // Harlingen, TX 78550
ph: 877.787.0101 // fx: 956.421.4513 // www.dbdrive.net