



ThinkPad 72 W DC Power Adapter

User's Guide

Note: Before using this information and the product it supports, read the information under Appendix B, "Product warranties and notices" on page B-1.

ThinkPad 72 W DC Power Adapter User's Guide

First Edition (March 2002)

© Copyright International Business Machines Corporation 2002. All rights reserved.
US Government Users Restricted Rights – Use, duplication or disclosure restricted by
GSA ADP Schedule Contract with IBM Corp.

Contents

| | |
|------------------------------------------------------|-----|
| About this book | v |
| Part 1: Installation and user's guide | 1-1 |
| Appendix A. Help and service information. | A-1 |
| Appendix B. Product warranties and notices | B-1 |

About this book

This manual contains instructions for installing, configuring, and troubleshooting the IBM® ThinkPad® 72 W DC Power Adapter. The manual is divided into two parts:

Part 1: Installation and user's guide

This guide contains abbreviated installation instructions.

This guide also contains the product description and expanded installation instructions in the following languages:

- English
- French
- Spanish
- Italian
- Brazilian Portuguese
- Traditional Chinese
- Japanese

Part 2: Appendixes

The appendixes contain help and service information. It also contains the product warranties and notices.

Note: The illustrations in this manual might be slightly different from your hardware.

Registering your option

Thank you for purchasing this IBM product. Please take a few moments to register your product and provide us with information that will help IBM to better serve you in the future. Your feedback is valuable to us in developing products and services that are important to you, as well as in developing better ways to communicate with you. Register your option on the IBM Web site at

<http://www.ibm.com/pc/register>

IBM will send you information and updates on your registered product unless you indicate on the Web site questionnaire that you do not want to receive further information.

Part 1: Installation and user's guide

The IBM 72 W DC Power Adapter charges your IBM ThinkPad computer as an ac adapter does. It enables you to provide power to your mobile computer using either a standard automobile cigarette-lighter socket or a 4-pin power receptacle, such as the EMPOWER in-flight power system, which is available on many airplanes.

Product description

This option package includes:

- One IBM 72 W DC Power Adapter
- One cigarette-lighter connector
- *ThinkPad 72 W DC Power Adapter User's Guide* (this manual)

The 72 W DC Power Adapter has cables extending from each end of the adapter box. One cable connects to your IBM ThinkPad computer. The other cable connects to the electricity source. The electricity-source connector is a dual-purpose connector for use with either a cigarette-lighter socket or a 4-pin power receptacle.

Using the power adapter

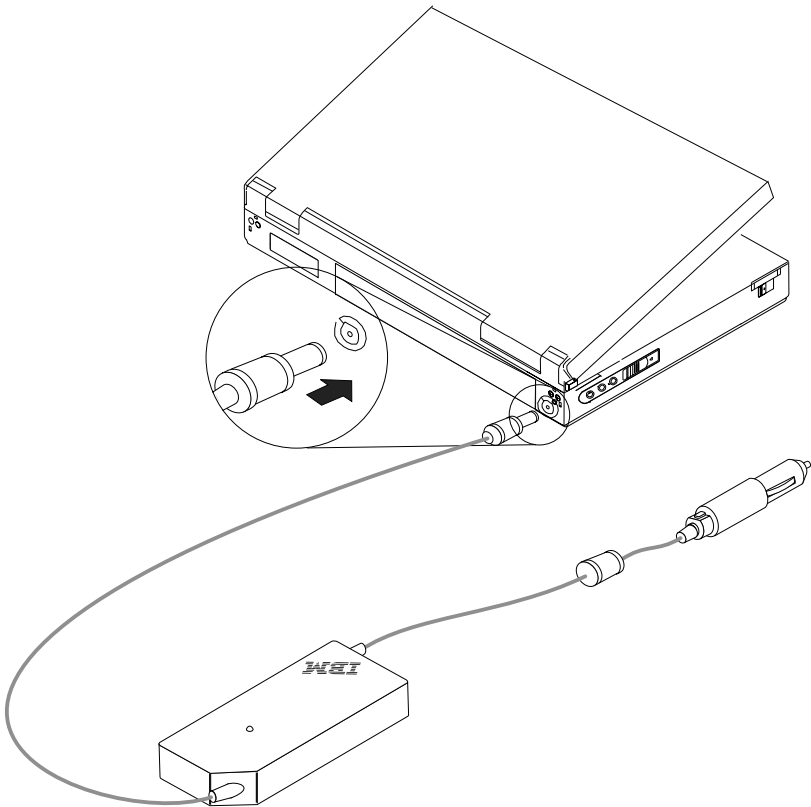
You can connect the power adapter to an automobile cigarette-lighter socket or to a 4-pin power receptacle in an EMPOWER in-flight power system.

Connecting the power adapter to a cigarette-lighter socket

To use the power adapter with a cigarette-lighter socket, use the following steps.

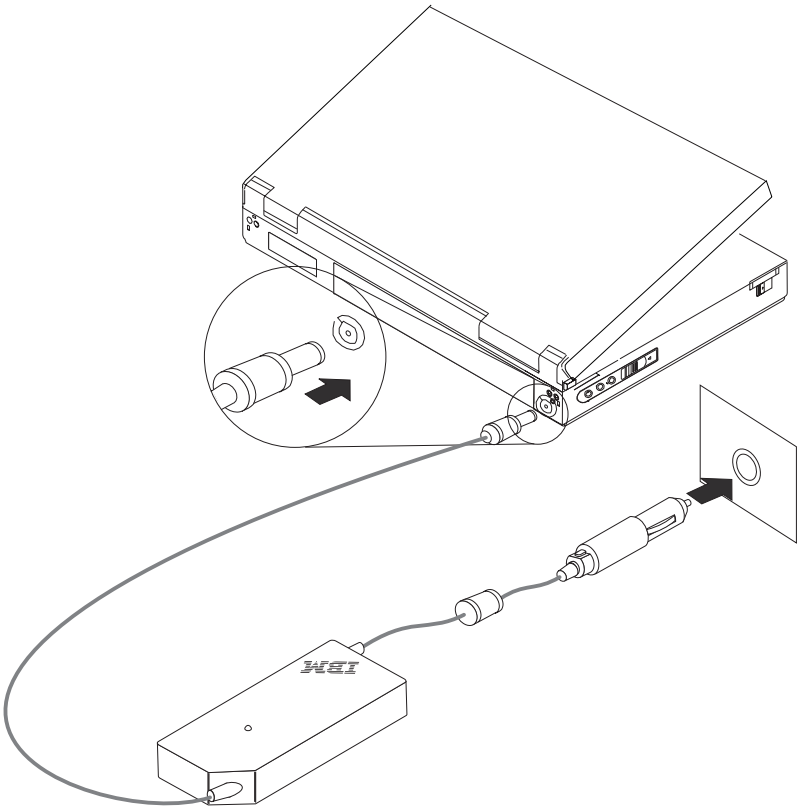
Step 1

Insert the smaller, yellow-tipped connector into the power connector of your ThinkPad computer.



Step 2

Insert the larger, electricity-source connector into the cigarette-lighter socket. The green light emitting diode (LED) on the adapter box lights up when the adapter cable is plugged into an active power source. You might need to start the automobile engine to supply power to your computer.

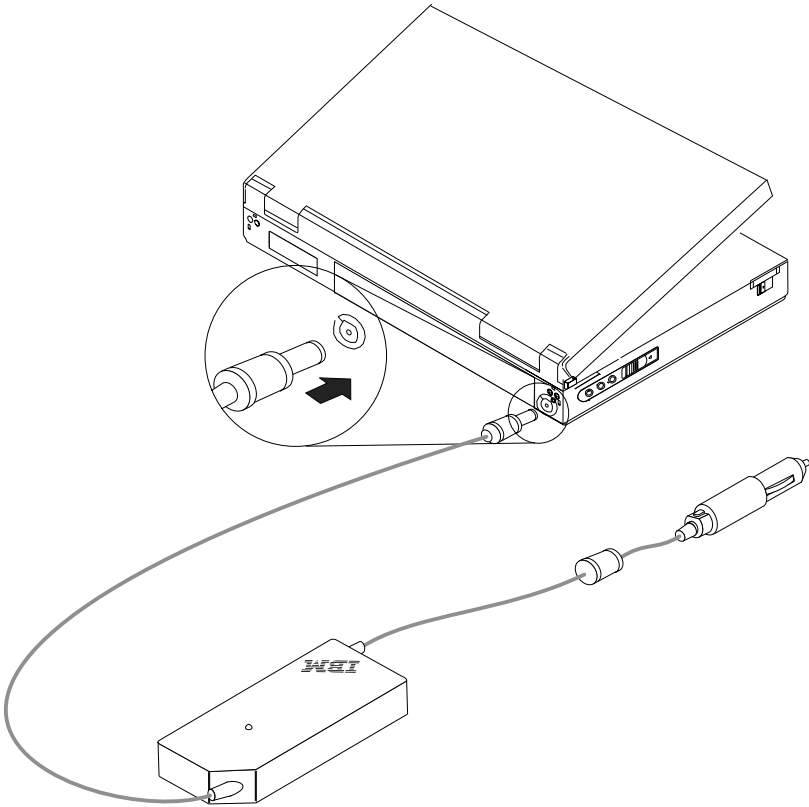


Connecting the power adapter to an EMPOWER power system

To use the power adapter with a 4-pin power receptacle in an EMPOWER in-flight power system, use the following steps.

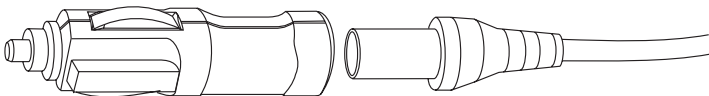
Step 1

Insert the smaller, yellow-tipped connector into the power connector of your ThinkPad computer.



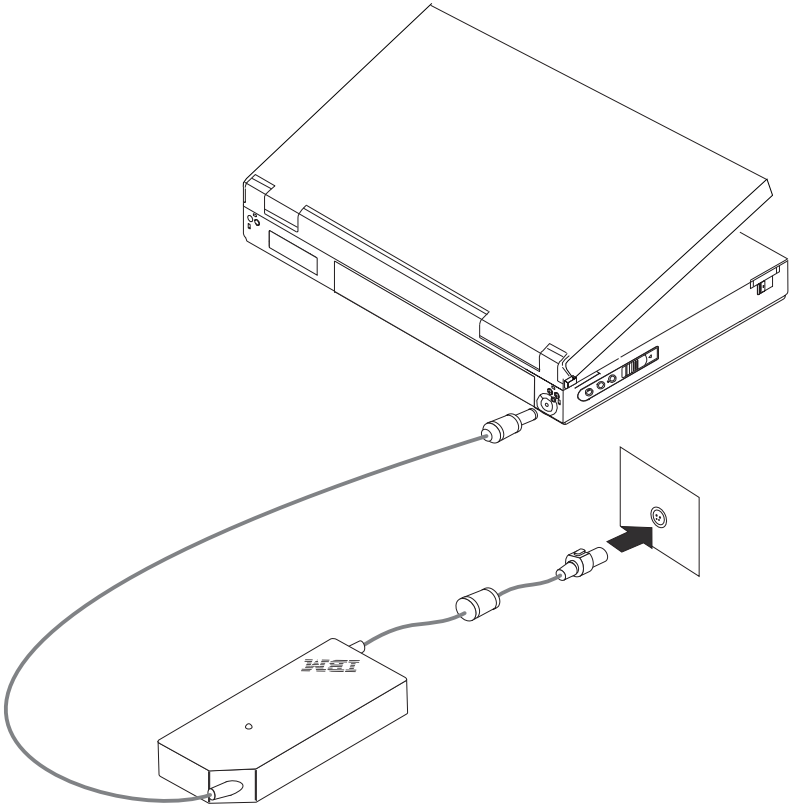
Step 2

Pull the electricity-source connector apart, as shown in the following illustration, and remove the cigarette-lighter adapter. The 4-pin connector is revealed.



Step 3

Insert the 4-pin connector into the 4-pin power receptacle. The green light emitting diode (LED) on the adapter box lights up when the adapter cable is plugged into an active power source. If the LED does not light up, make sure that the flight crew has turned on the EMPOWER system. Make sure that the ThinkPad computer is charging by checking the power icon in the system tray in the lower-right corner of the screen. The icon is displayed as a plug if the computer is charging. If the computer is not charging, the icon is displayed as a battery.



Partie 1 : Guide d'installation et d'utilisation

L'adaptateur d'alimentation 72 W DC d'IBM recharge votre ThinkPad IBM à la manière d'un boîtier d'alimentation en courant alternatif. Il vous permet d'alimenter en courant électrique votre ordinateur portable en utilisant soit la prise pour allume-cigare de votre véhicule, soit une prise à 4 broches, du type EMPOWER, que l'on trouve dans un grand nombre d'avions.

Description du produit

Le coffret comprend :

- un adaptateur d'alimentation 72 W DC IBM
- une prise pour allume-cigare
- le *Guide d'utilisation* (le présent manuel)

L'adaptateur d'alimentation 72 W DC comporte des câbles partant des deux côtés du boîtier. L'un des câbles se connecte au ThinkPad. L'autre se connecte à la source d'alimentation. Le connecteur côté source d'alimentation est un connecteur double usage qui doit être utilisé avec soit une prise pour allume-cigare, soit une prise de courant à 4 broches.

Utilisation de l'adaptateur d'alimentation

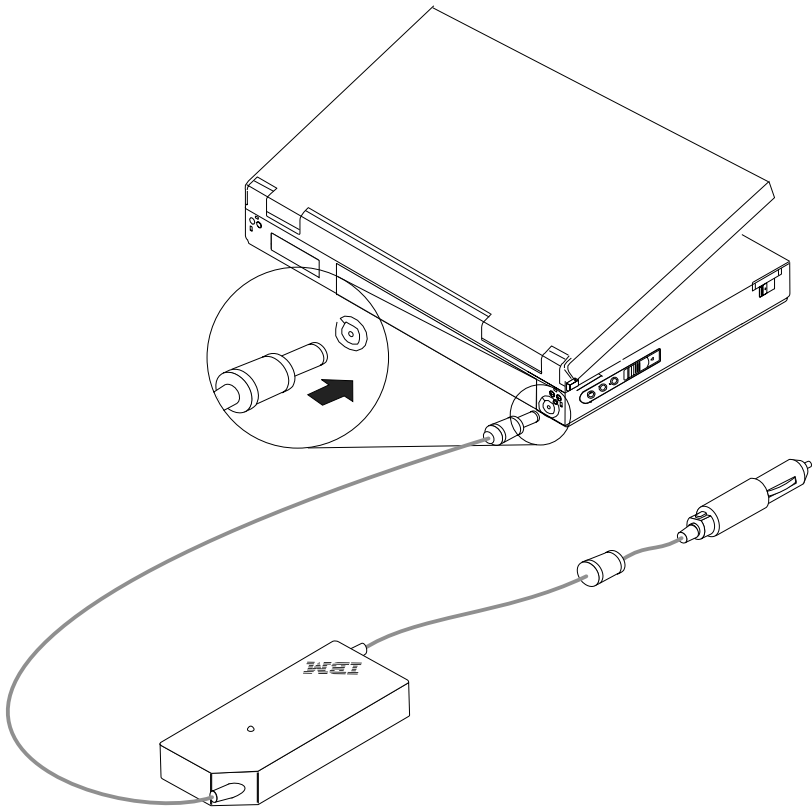
Vous pouvez connecter l'adaptateur soit à une prise pour allume-cigare, soit à la prise de courant 4 broches d'un système EMPOWER.

Connexion de l'adaptateur à une prise pour allume-cigare

Pour utiliser l'adaptateur d'alimentation avec une prise pour allume-cigare, procédez comme suit :

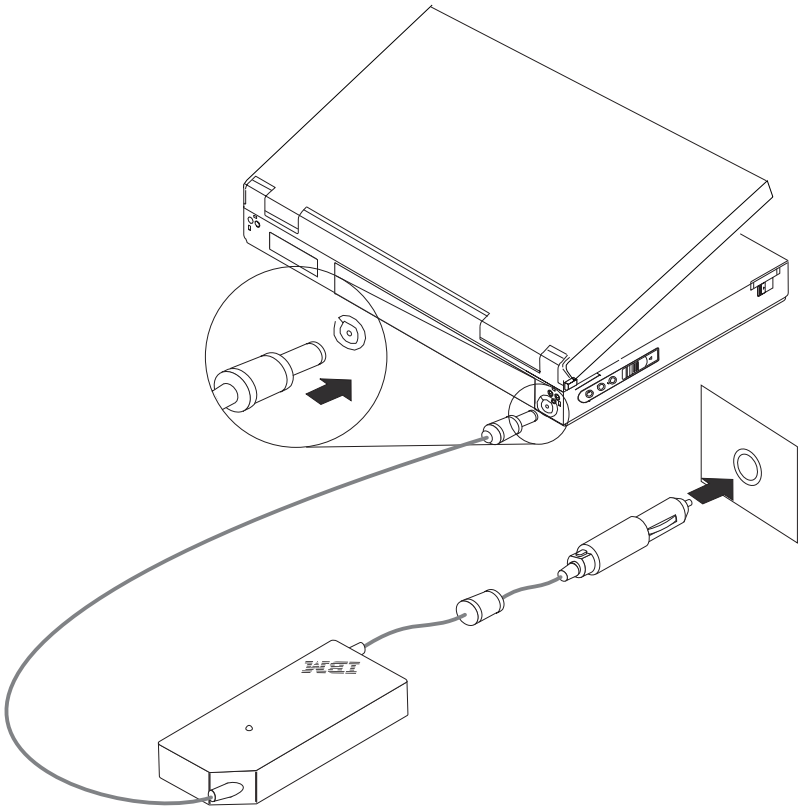
Etape 1

Insérez le connecteur de petite taille à bout jaune dans le connecteur d'alimentation de votre ThinkPad.



Étape 2

Insérez le connecteur source d'alimentation (le connecteur de grande taille) dans la prise pour allume-cigare. Le voyant vert du boîtier s'allume lorsque le câble de l'adaptateur est branché sur une source d'alimentation active. Vous devrez peut-être faire démarrer le moteur du véhicule pour fournir du courant à l'ordinateur.

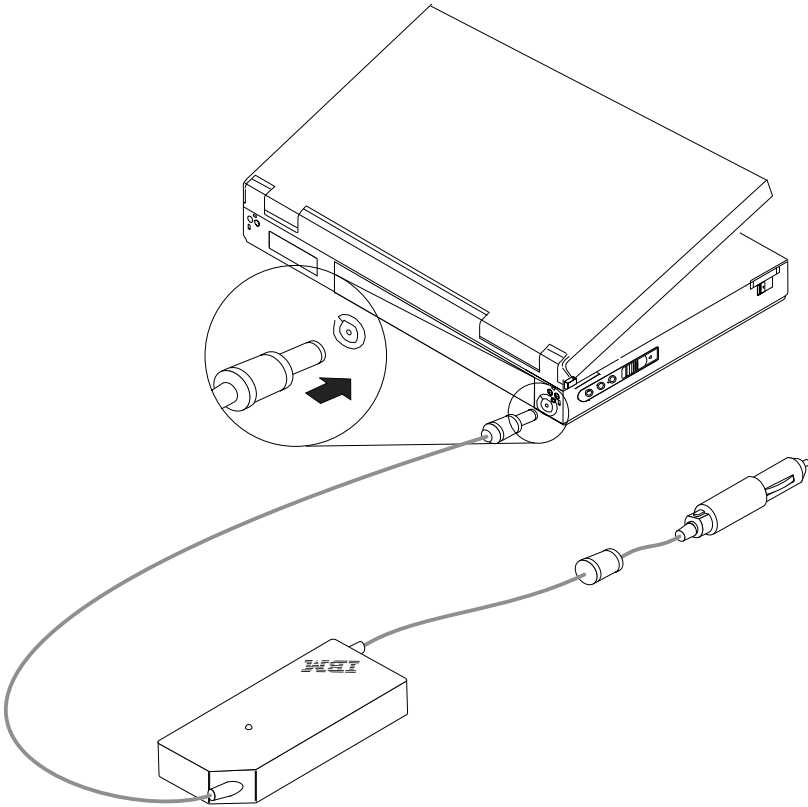


Connexion de l'adaptateur à un système EMPOWER

Pour utiliser l'adaptateur d'alimentation avec une prise EMPOWER à 4 broches, procédez comme suit :

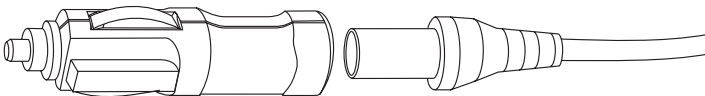
Etape 1

Insérez le connecteur de petite taille à bout jaune dans le connecteur d'alimentation de votre ThinkPad.



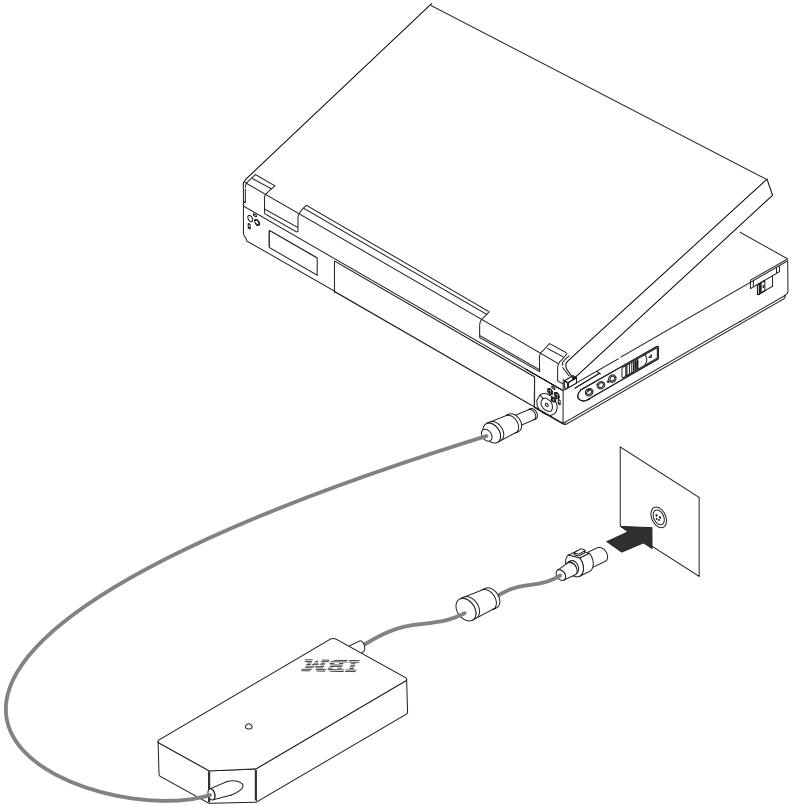
Etape 2

Tirez sur le connecteur source d'alimentation, comme dans l'illustration ci-après, pour le séparer de la prise pour allume-cigare. Les 4 broches apparaissent alors.



Etape 3

Insérez le connecteur dans la prise à 4 broches correspondante. Le voyant vert du boîtier s'allume lorsque le câble de l'adaptateur est branché sur une source d'alimentation active. Si le voyant ne s'allume pas, vérifiez que le personnel navigant a bien mis en service le système EMPOWER. Vérifiez que le ThinkPad est bien en train de se recharger ; vous le verrez à l'icône située dans la barre d'état système, en bas à droite de l'écran. L'icône s'affiche en effet sous la forme d'une prise de courant lorsque l'ordinateur est en cours de rechargement. Sinon, elle prend la forme d'une batterie.



Parte 1: Guía del usuario y de instalación

El Adaptador de alimentación CC de 72 W de IBM carga el sistema ThinkPad de IBM de la misma forma que lo haría un adaptador CA. Proporciona alimentación eléctrica a un sistema portátil utilizando un encendedor de automóvil estándar o un receptáculo de alimentación de 4 clavijas, como por ejemplo el sistema de alimentación en vuelo EMPOWER, disponible en muchos aviones.

Descripción del producto

Este paquete de opción incluye:

- Un Adaptador de alimentación CC de 72 W de IBM
- Un conector de encendedor
- *Guía del usuario del Adaptador de alimentación CC de 72 W para ThinkPad* (este manual)

El Adaptador de alimentación CC de 72 W tiene cables que parten desde cada extremo de la caja del adaptador. Uno de los cables se conecta al sistema ThinkPad de IBM. El otro cable se conecta a la fuente eléctrica. El conector de la fuente eléctrica es un conector de doble función que se utiliza con un zócalo de encendedor o con un receptáculo de alimentación de 4 clavijas.

Utilización del adaptador de alimentación

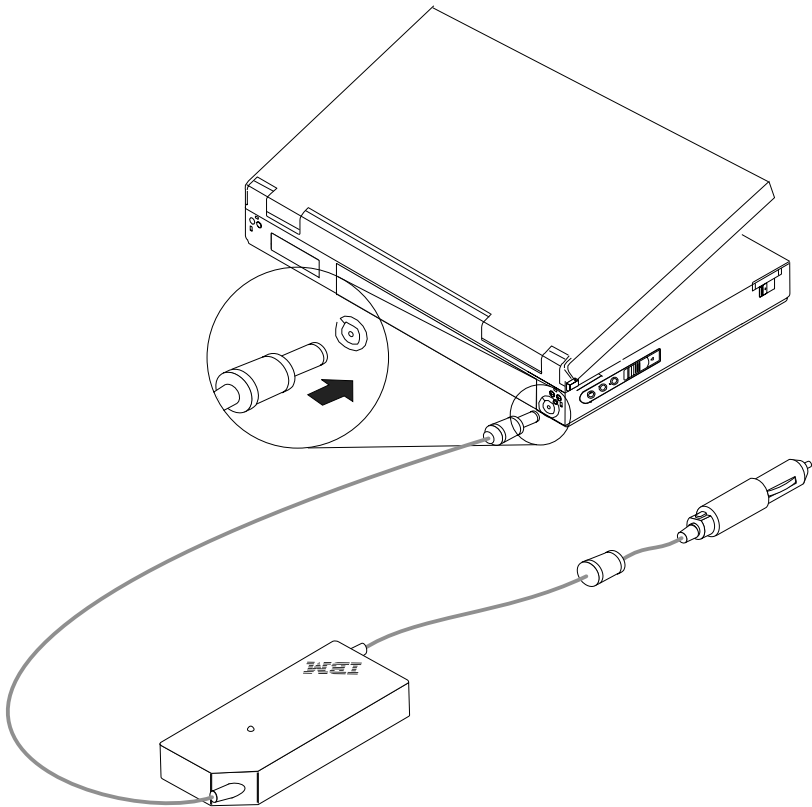
Puede conectar el adaptador de alimentación a un encendedor de automóvil o al receptáculo de 4 clavijas de un sistema de alimentación en vuelo EMPOWER.

Conexión del adaptador de alimentación a un zócalo de encendedor

Para utilizar el adaptador de alimentación con un zócalo de encendedor, siga los pasos siguientes.

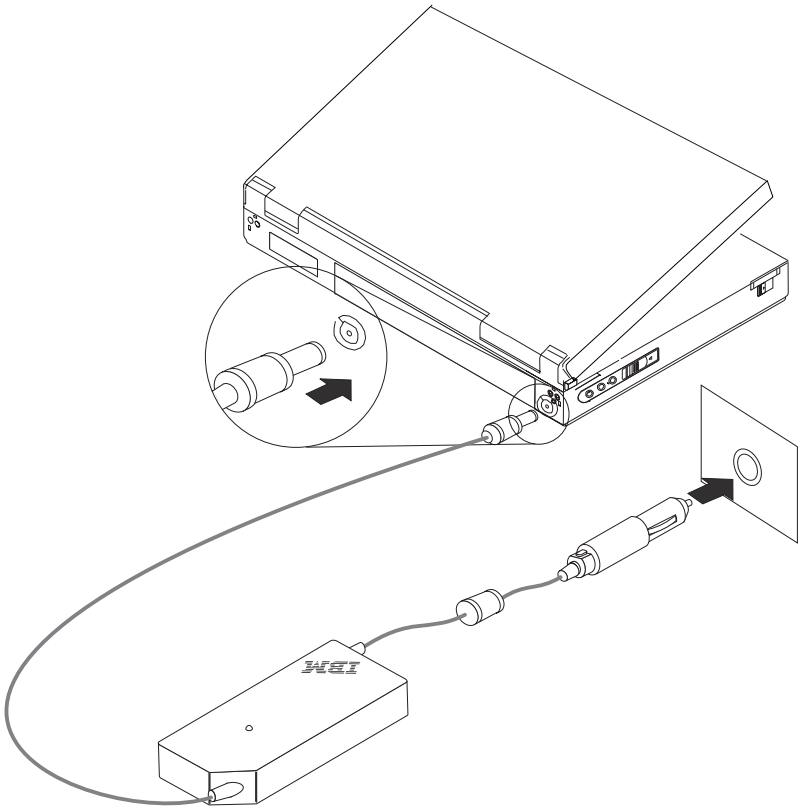
Paso 1

Inserte el conector más pequeño que tiene el extremo amarillo en el conector de alimentación del sistema ThinkPad.



Paso 2

Inserte el conector de fuente eléctrica más grande en el zócalo del encendedor. El diodo emisor de luz verde (LED) de la caja del adaptador se ilumina cuando el cable del adaptador se conecta a una fuente de alimentación activa. Es posible que tenga que encender el motor del automóvil para suministrar alimentación eléctrica al sistema.

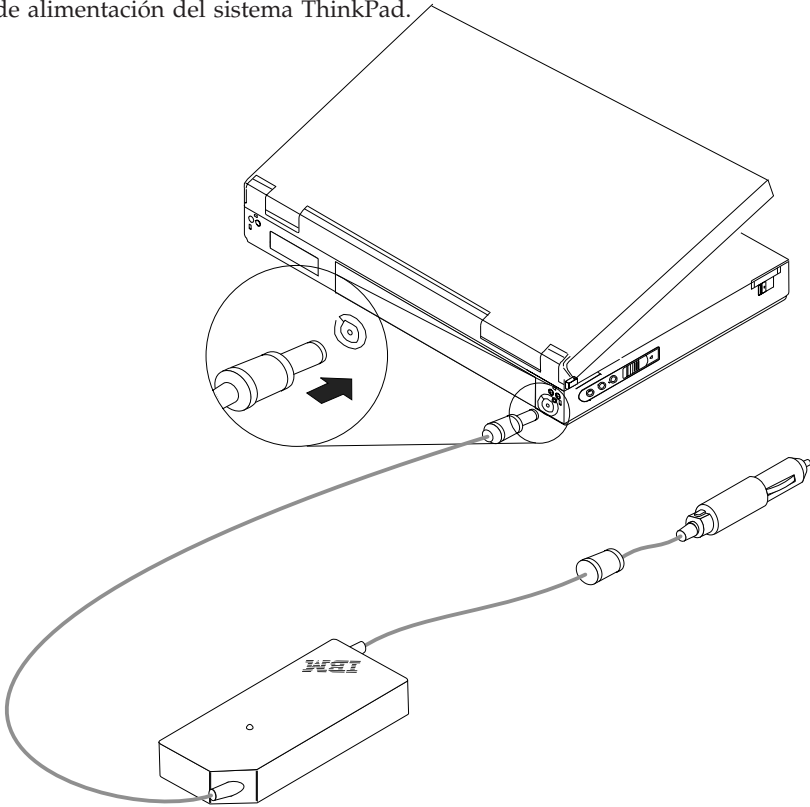


Conexión del adaptador de alimentación a un sistema de alimentación EMPOWER

Para utilizar el adaptador de alimentación con el receptáculo de alimentación de 4 clavijas de un sistema de alimentación en vuelo EMPOWER, siga los pasos siguientes.

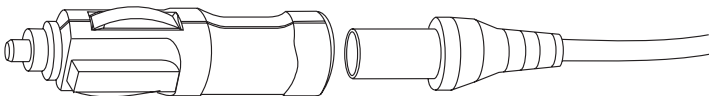
Paso 1

Inserte el conector más pequeño que tiene el extremo amarillo en el conector de alimentación del sistema ThinkPad.



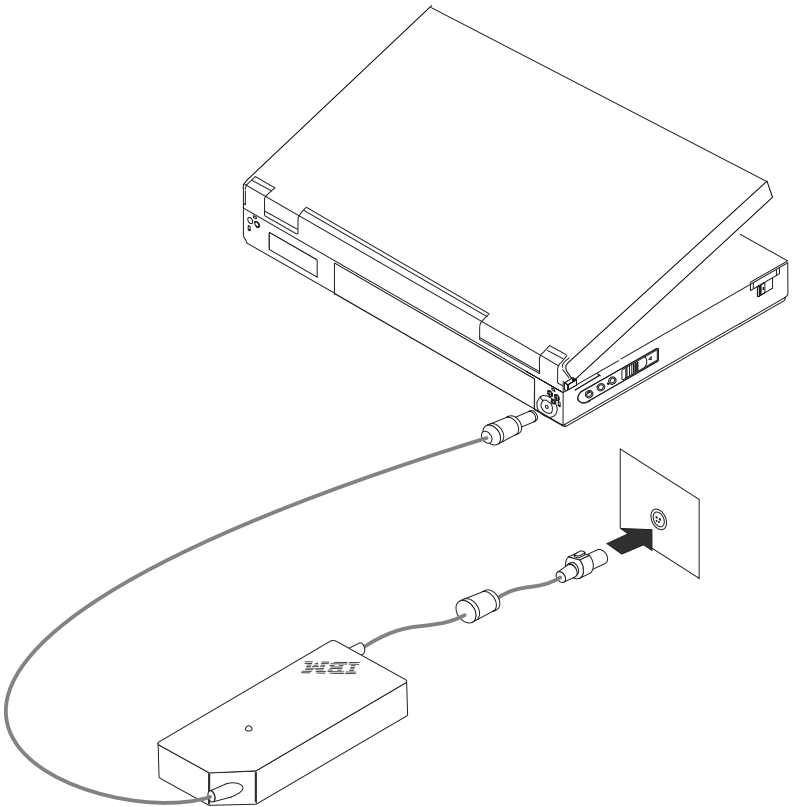
Paso 2

Separe el conector de fuente eléctrica, tal como se muestra en la siguiente ilustración, y extraiga el adaptador de encendedor. El conector de 4 clavijas quedará a la vista.



Paso 3

Inserte el conector de 4 clavijas en el receptáculo de alimentación de 4 clavijas. El diodo emisor de luz verde (LED) de la caja del adaptador se ilumina cuando el cable del adaptador se conecta a una fuente de alimentación activa. Si el LED no se ilumina, asegúrese de que la tripulación haya activado el sistema EMPOWER. Asegúrese de que el sistema ThinkPad se esté cargando: debe visualizarse el icono de alimentación en la bandeja del sistema, en la esquina inferior derecha de la pantalla. Cuando el sistema se está cargando, el icono tiene el aspecto de un enchufe. Cuando el sistema no se está cargando, el icono tiene el aspecto de una batería.



Parte 1: Guida per l'utente e all'installazione

L'adattatore alimentato a 72 W DC carica l'elaboratore ThinkPad IBM come un adattatore CA. Fornisce alimentazione agli elaboratori portatili utilizzando alloggiamenti standard, leggeri e sottili o connettori di alimentazione a 4 piedini, come il sistema di alimentazione EMPOWER, disponibile su diversi aeroplani.

Descrizione del prodotto

Questo pacchetto di opzione include:

- Un adattatore con alimentazione DC a 72 W IBM
- Un connettore sottile
- *ThinkPad Adattatore con alimentazione DC a 72 W Guida per l'utente*(questo manuale)

L'adattatore con alimentazione DC a 72 W IBM è dotato di cavi che potenziano da ciascuna estremità dell'adattatore. Un cavo viene collegato all'elaboratore ThinkPad IBM. L'altro cavo viene collegato alla fonte di elettricità. Il connettore della fonte di elettricità è un connettore per l'utilizzo dell'alloggiamento leggero e sottile o del connettore di alimentazione a 4 piedini.

Utilizzo dell'adattatore di alimentazione

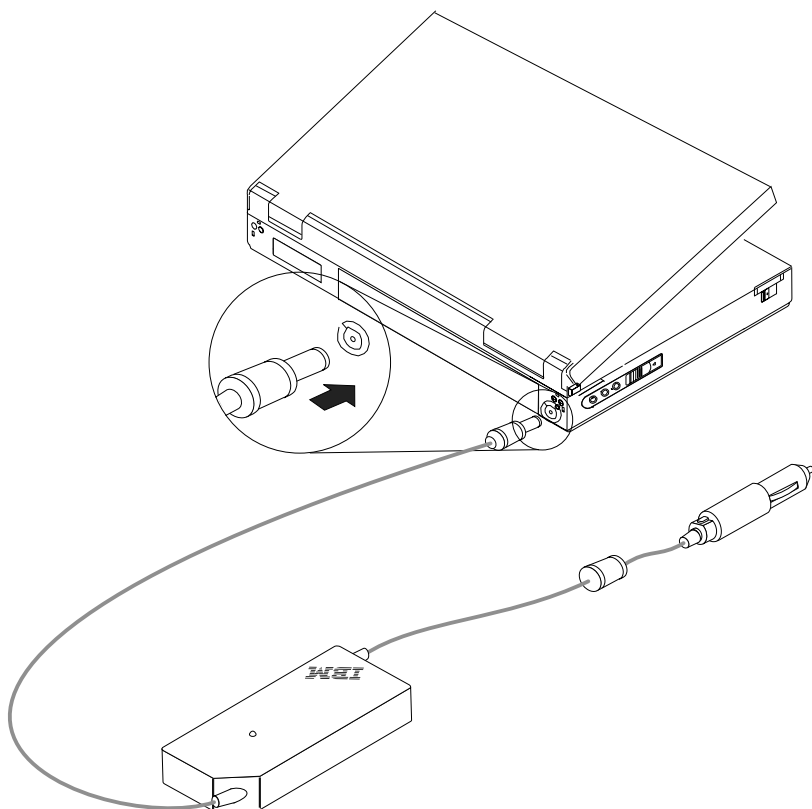
E' possibile collegare l'adattatore di alimentazione ad un alloggiamento leggero oppure ad un connettore di alimentazione a 4 piedini in un sistema di alimentazione EMPOWER.

Collegamento dell'adattatore di alimentazione ad un alloggiamento leggero

Per utilizzare l'adattatore di alimentazione con un alloggiamento leggero, utilizzare la seguente procedura.

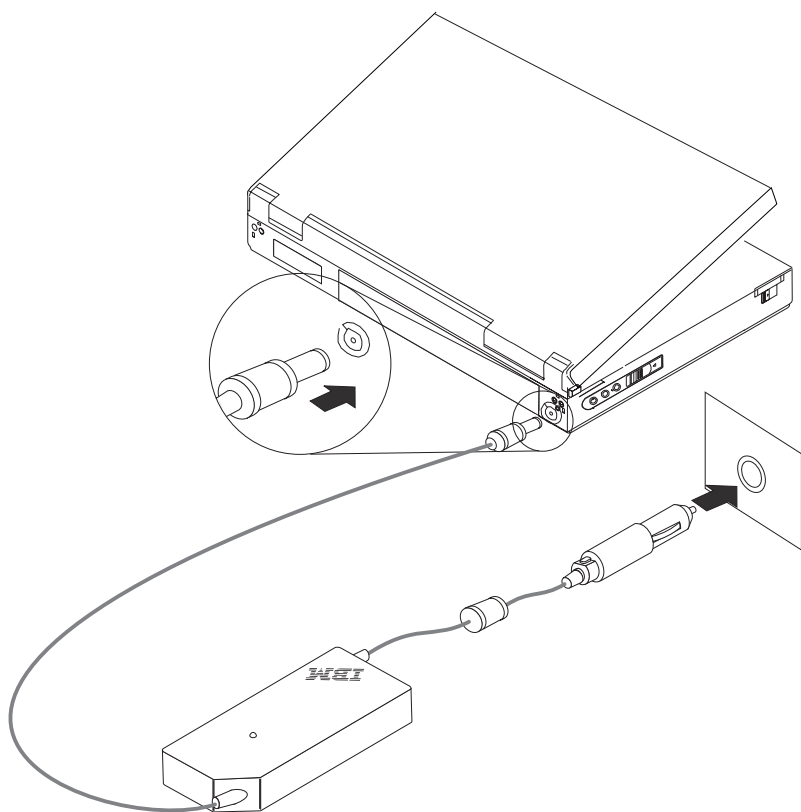
Passo 1

Inserire il connettore piccolo di colore giallo in un connettore di alimentazione dell'elaboratore ThinkPad.



Passo 2

Inserire il connettore della fonte di elettricità grande in un alloggiamento leggero. L'indicatore luminoso di colore verde dell'adattatore lampeggia fino a quando il cavo dell'adattatore viene collegato in una fonte di alimentazione attiva. Potrebbe essere necessario avviare la macchina per alimentare l'elaboratore.

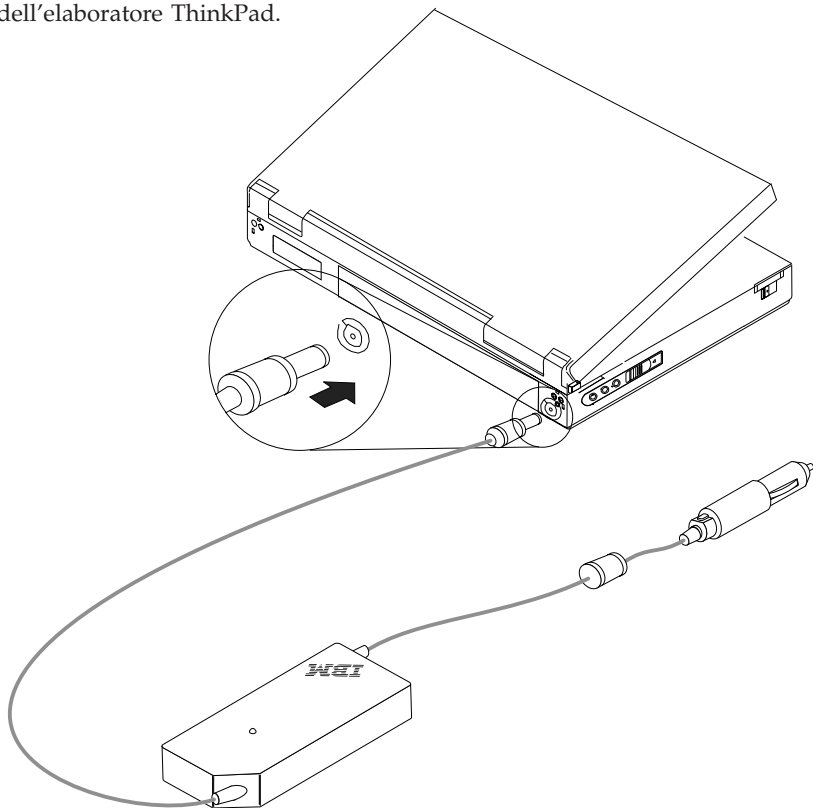


Collegamento dell'adattatore di alimentazione ad un sistema di alimentazione EMPOWER

Per utilizzare l'adattatore di alimentazione con un connettore di alimentazione a 4 piedini in un sistema di alimentazione EMPOWER, utilizzare la seguente procedura.

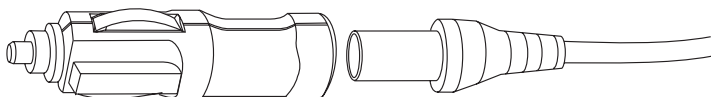
Passo 1

Inserire il connettore piccolo di colore giallo in un connettore di alimentazione dell'elaboratore ThinkPad.



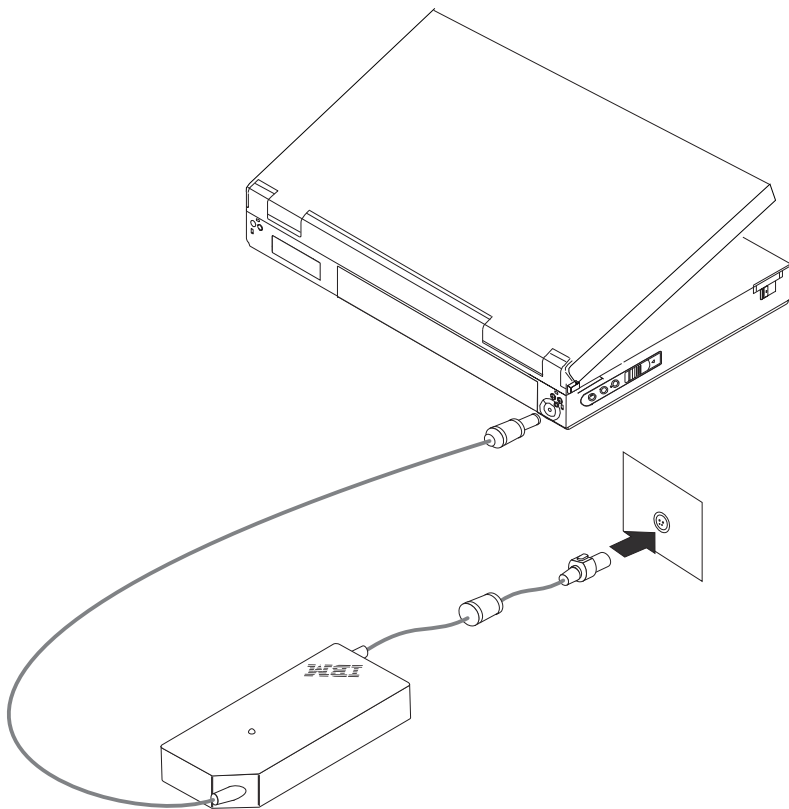
Passo 2

Estrarre il connettore della fonte di elettricità separatamente, come illustrato nella seguente figura e rimuovere l'adattatore leggero. Il connettore a 4 piedini viene estratto.



Passo 3

Inserire il connettore a 4 nel connettore di alimentazione a 4 piedini.
L'indicatore luminoso di colore verde dell'adattatore lampeggia fino a quando il cavo dell'adattatore viene collegato in una fonte di alimentazione attiva. In caso contrario, verificare che l'attrezzatura sia attivata sul sistema EMPOWER. Verificare che l'elaboratore ThinkPad venga caricato, controllando l'icona di alimentazione nel vassoio del sistema nell'angolo in basso a destra dello schermo. c Se l'elaboratore viene caricato, l'icona viene visualizzata come un collegamento. In caso contrario, l'icona viene visualizzata come batteria.



Parte 1: Guia de Instalação e do Usuário

O Adaptador de Alimentação IBM 72 W CC carrega o computador IBM ThinkPad como um adaptador CA. Isso permite a você fornecer energia ao computador móvel utilizando um soquete de isqueiro de automóveis padrão ou uma tomada de 4 pinos, tal como o sistema de alimentação em vôo EMPOWER, disponível em muitos aviões.

Descrição do Produto

Este pacote de opcionais inclui:

- Um Adaptador de Alimentação IBM 72 W CC
- Um conector de isqueiro
- Um *Guia do Usuário do Adaptador de Alimentação ThinkPad 72 W CC* (este manual)

O Adaptador de Alimentação 72 W CC possui cabos que saem de cada extremidade da caixa do adaptador. Um cabo é conectado ao computador IBM ThinkPad. O outro cabo é conectado à fonte de eletricidade. O conector da fonte de eletricidade é um conector de duas aplicações que pode ser utilizado tanto com um soquete de isqueiro quanto com uma tomada de 4 pinos.

Utilizando o Adaptador de Alimentação

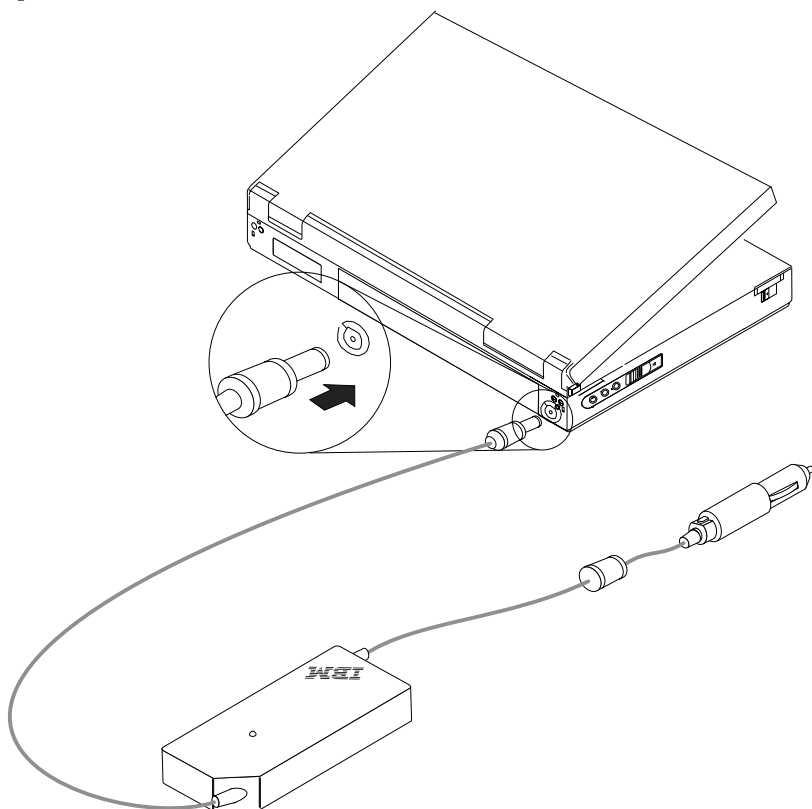
Você pode conectar o adaptador de alimentação a um soquete de isqueiro de automóveis ou a uma tomada de 4 pinos em um sistema de alimentação em voo EMPOWER.

Conectando o Adaptador de Alimentação a um Soquete de Isqueiro

Para utilizar o adaptador de alimentação com um soquete de isqueiro, execute as etapas a seguir.

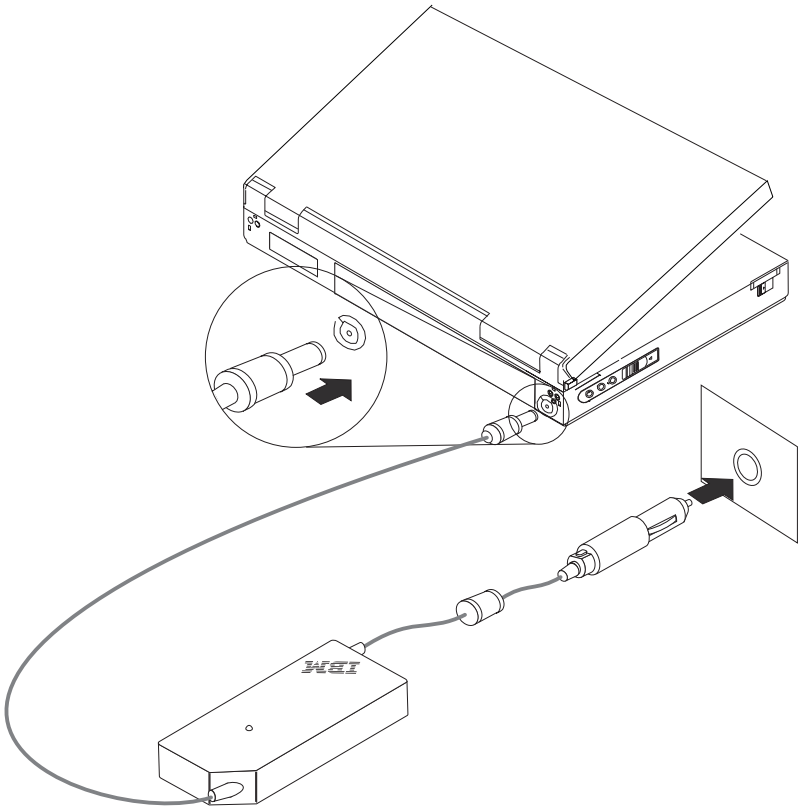
Etapa 1

Insira o menor conector, o de ponta amarela, no conector de alimentação do computador ThinkPad.



Etapa 2

Insira o maior conector, o conector da fonte de eletricidade, no soquete de isqueiro. O LED (diodo emissor de luz) verde na caixa do adaptador acende quando o cabo do adaptador está conectado a uma fonte de alimentação ativa. Talvez seja necessário dar partida no motor do automóvel para fornecer energia ao computador.

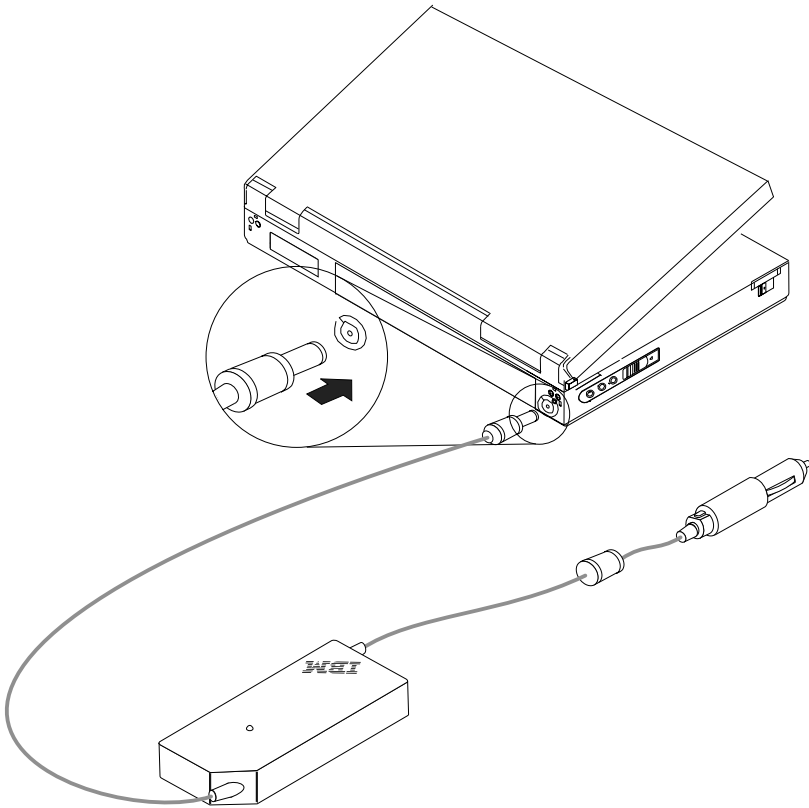


Conectando o Adaptador de Alimentação a um Sistema de Alimentação EMPOWER

Para utilizar o adaptador de alimentação com uma tomada de 4 pinos em um sistema de alimentação em vôo EMPOWER, execute as etapas a seguir.

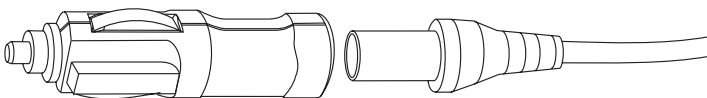
Etapa 1

Insira o menor conector, o de ponta amarela, no conector de alimentação do computador ThinkPad.



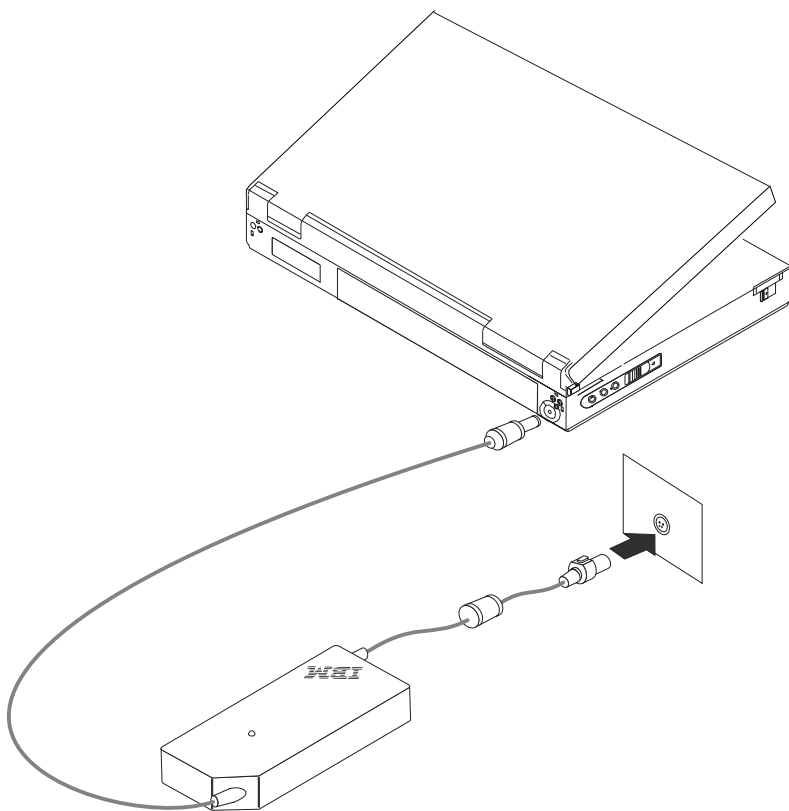
Etapa 2

Puxe o conector da fonte de eletricidade, como mostrado na ilustração a seguir, e remova o adaptador do isqueiro. O conector de 4 pinos ficará à mostra.



Etapa 3

Insira o conector de 4 pinos na tomada de 4 pinos. O LED (diodo emissor de luz) verde na caixa do adaptador acende quando o cabo do adaptador está conectado a uma fonte de alimentação ativa. Se o LED não acender, certifique-se de que a tripulação do voo ligou o sistema EMPOWER. Certifique-se de que o computador ThinkPad esteja carregando, verificando o ícone de energia na bandeja do sistema no canto inferior direito da tela. O ícone é exibido como um plugue se o computador estiver carregando. Se o computador não estiver carregando, o ícone é exibido como uma bateria.



第 1 部份：安裝與使用手冊

IBM 72 W DC 電源整流器可像 AC 整流器那樣為您的 IBM ThinkPad 電腦充電。它可以透過標準的汽車點煙器插座或四腳插座，例如 EMPOWER in-flight 電源系統，為您的筆記型電腦提供電源。

產品說明

本選用設備包含下列項目：

- 一個 IBM 72 W DC 電源整流器
- 一個點煙器接頭
- *ThinkPad 72 W DC 電源整流器使用手冊*（本手冊）

72 W DC 電源整流器兩端都有延伸的電纜。一端連到您的 IBM ThinkPad 電腦。另一端電纜連到電源。電源端接頭是一種兩用接頭，可連接點煙器插座或 4 腳電源插座。

使用電源整流器

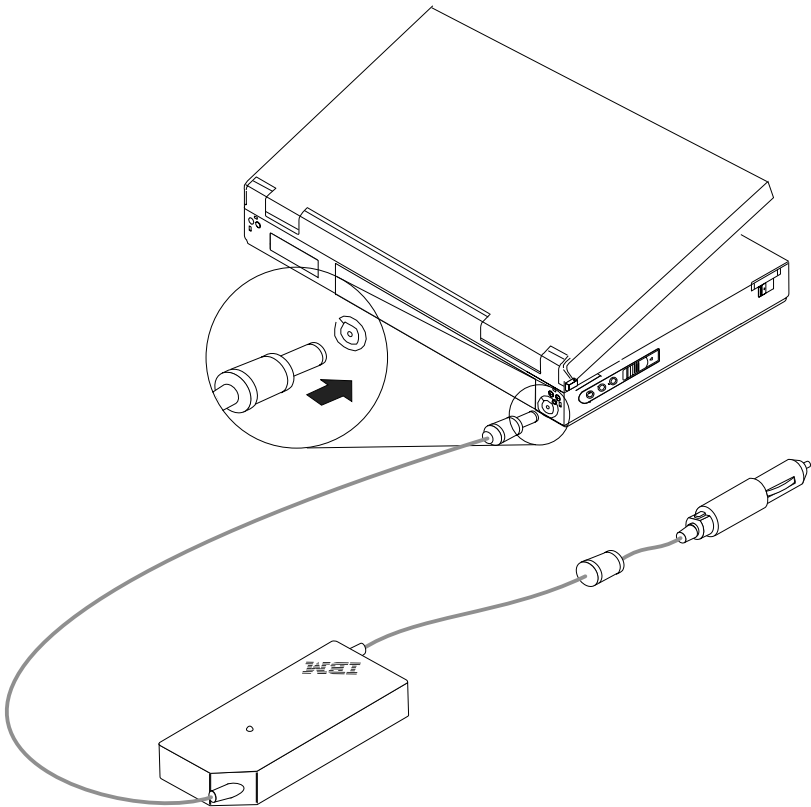
您可以將電源整流器連到汽車點煙器插座，也可以連到 EMPOWER in-flight 電源系統的四腳插座。

連接電源整流器到點煙器插座

若要以點煙器插座來使用電源整流器，請依下列步驟執行。

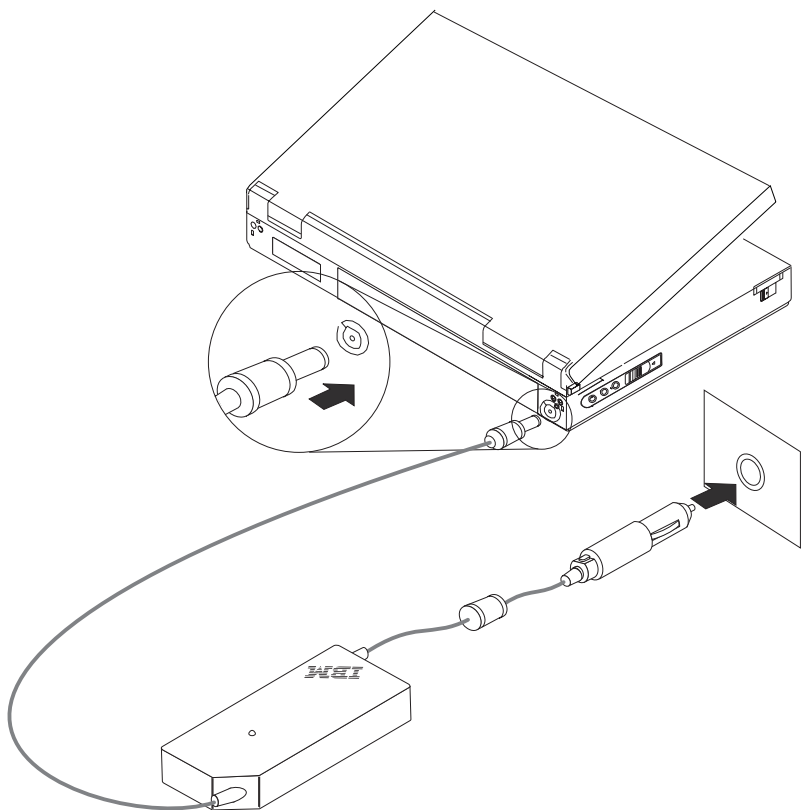
步驟一

將頂端為黃色且較小的接頭插入 ThinkPad 電腦的電源接頭。



步驟二

將較大的電源接頭插入點煙器插座。當整流器電纜插入通電的電源時，整流器盒上的綠色發光二極體（LED）會亮起。您可能要啟動汽車引擎才能提供您的電腦電源。

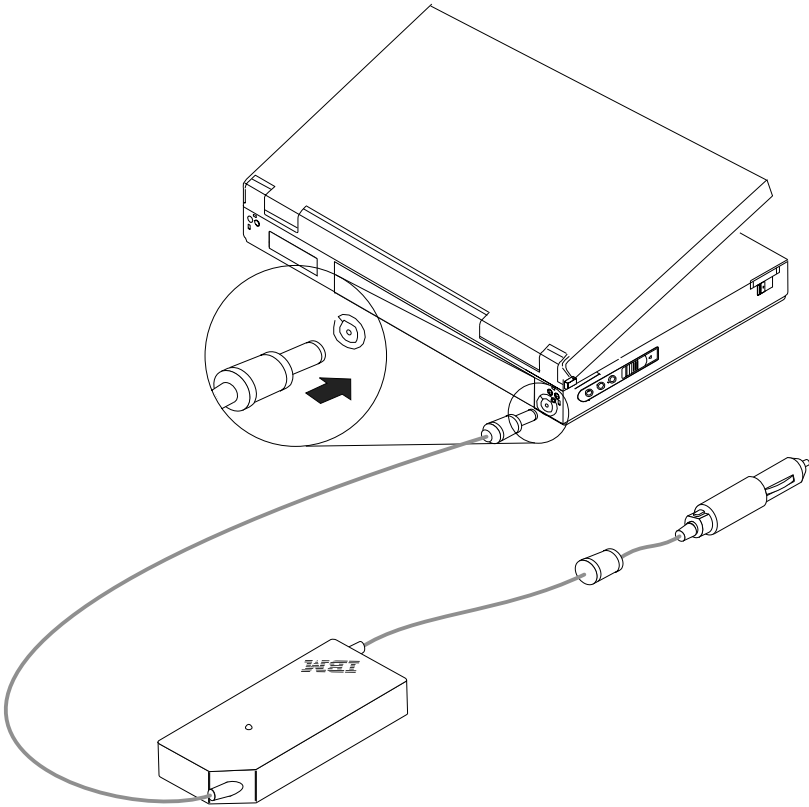


連接電源整流器到 EMPOWER 電源系統

若要以 EMPOWER in-flight 電源系統中的四腳電源插座來使用電源整流器，請依下列步驟執行。

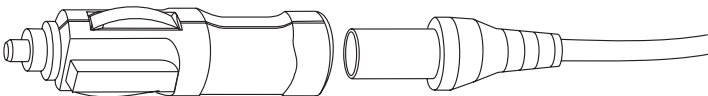
步驟一

將頂端為黃色且較小的接頭插入 ThinkPad 電腦的電源接頭。



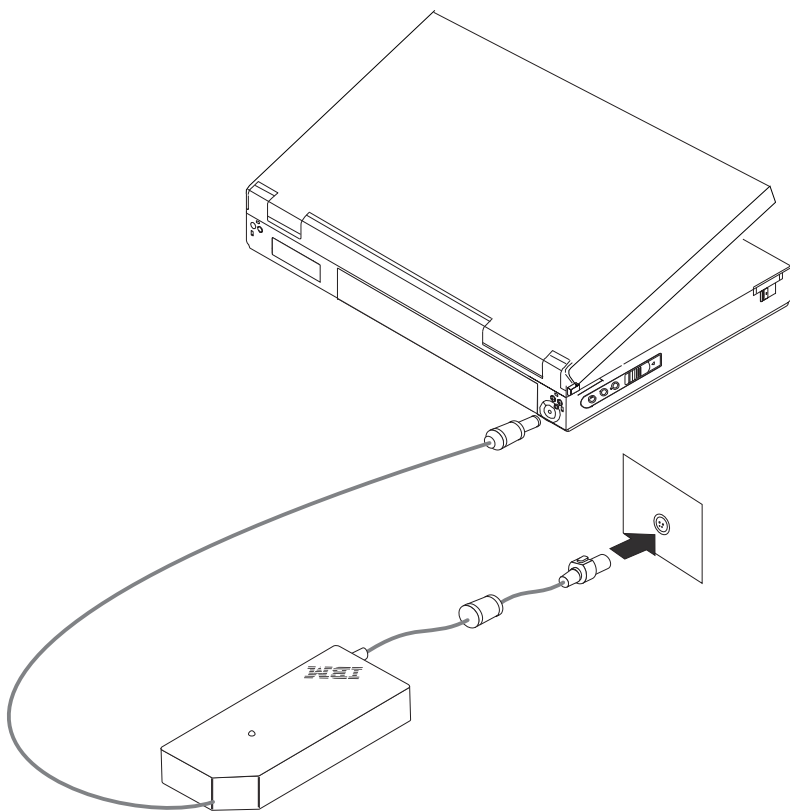
步驟二

如下圖所示，拉開電源接頭，然後取下點煙器式整流器。四腳接頭就會露出來。



步驟三

將 4 腳插頭插入四腳電源插座。當整流器電纜插入通電的電源時，整流器盒上的綠色發光二極體 (LED) 會亮起。如果 LED 未亮起，請確定 Flight Crew 已經打開 EMPOWER 系統。可檢查螢幕右下角系統匣中的電源圖示來確認 ThinkPad 電腦是否在充電。當電腦充電時，圖示顯示為插頭。如果電腦未充電，則圖示會顯示為電池。



パート 1: 取り付けおよびユーザーズ・ガイド

IBM 72 W DC 電源アダプターは、AC アダプターが行うように、IBM ThinkPad を充電します。これにより、標準の自動車シガレット・ライター・ソケットまたは多くの飛行機で使用できる EMPOWER 機内電源システムのような 4 ピン電源コンセントのどちらかを使用してモバイル・コンピューターに電力を供給することができます。

製品説明

本オプション・パッケージには、次のものが入っています。

- IBM 72 W DC 電源アダプター 1 個
- シガレット・ライター・コネクタ 1 個
- *ThinkPad 72 W DC 電源アダプター ユーザーズ・ガイド* (本書)

72 W DC 電源アダプターには、アダプター・ボックスの両端から伸びているケーブルが付いています。1 本のケーブルは IBM ThinkPad に接続します。もう 1 本のケーブルは電源の供給側に接続します。電源用コネクタは、シガレット・ライター・ソケットまたは 4 ピン電源コンセントのどちらにも使える両用コネクタです。

電源アダプターの使用

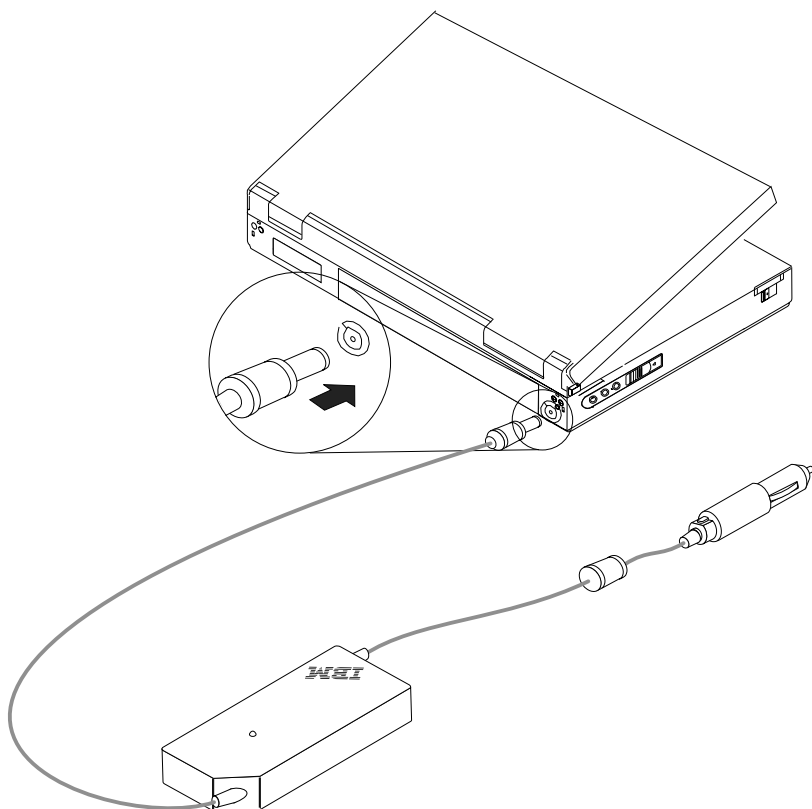
電源アダプターは、自動車シガレット・ライター・ソケットまたは EMPOWER 機内電源システム の 4 ピン電源コンセントに接続することができます。

電源アダプターのシガレット・ライター・ソケットへの接続

電源アダプターをシガレット・ライター・ソケットで使用する手順は次のとおりです。

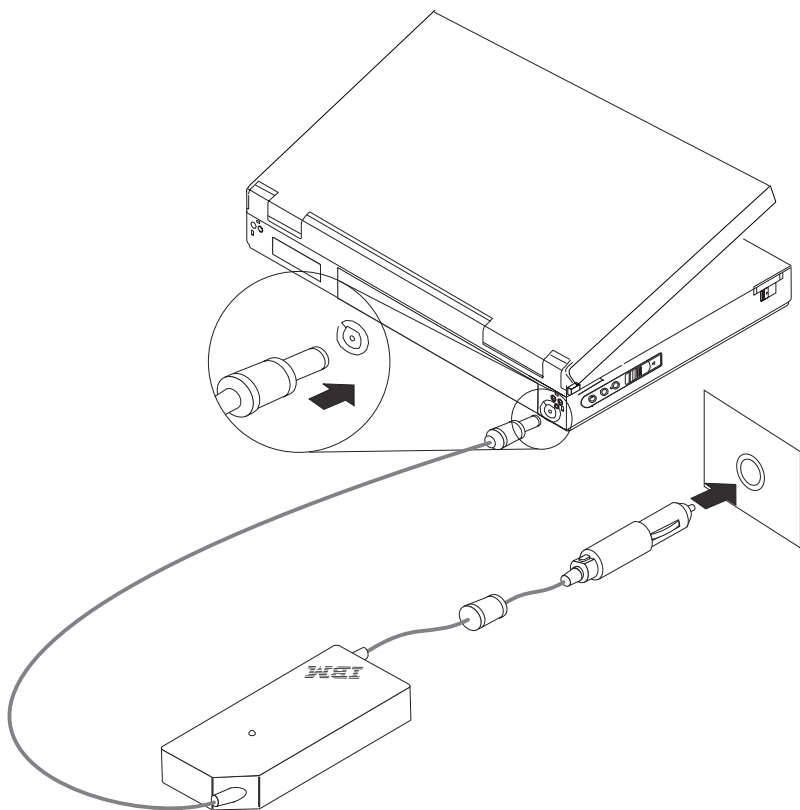
ステップ 1

小さい方の黄色い先端が付いたコネクターを ThinkPad の電源コネクターに差し込みます。



ステップ 2

大きい方の電源用コネクタをシガレット・ライター・ソケットに差し込みます。アダプター・ケーブルのプラグがアクティブな電源に差し込まれると、アダプター・ボックス上の緑色の発光ダイオードがオンになります。ThinkPad に電源を供給するには、自動車エンジンを始動する必要があります。

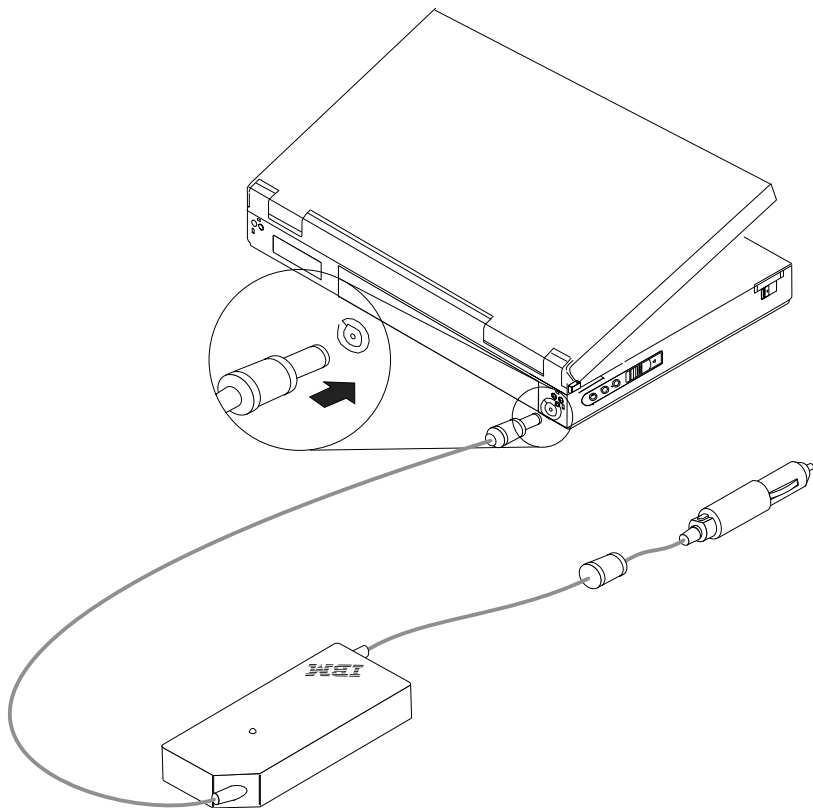


電源アダプターの EMPOWER 電源システムへの接続

電源アダプターを EMPOWER 機内電源システムの 4 ピン電源コンセントで使用する手順は次のとおりです。

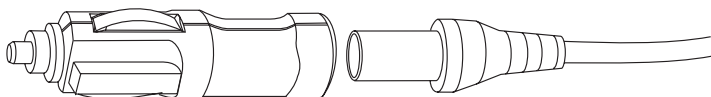
ステップ 1

小さい方の黄色い先端が付いたコネクターを ThinkPad の電源コネクターに差し込みます。



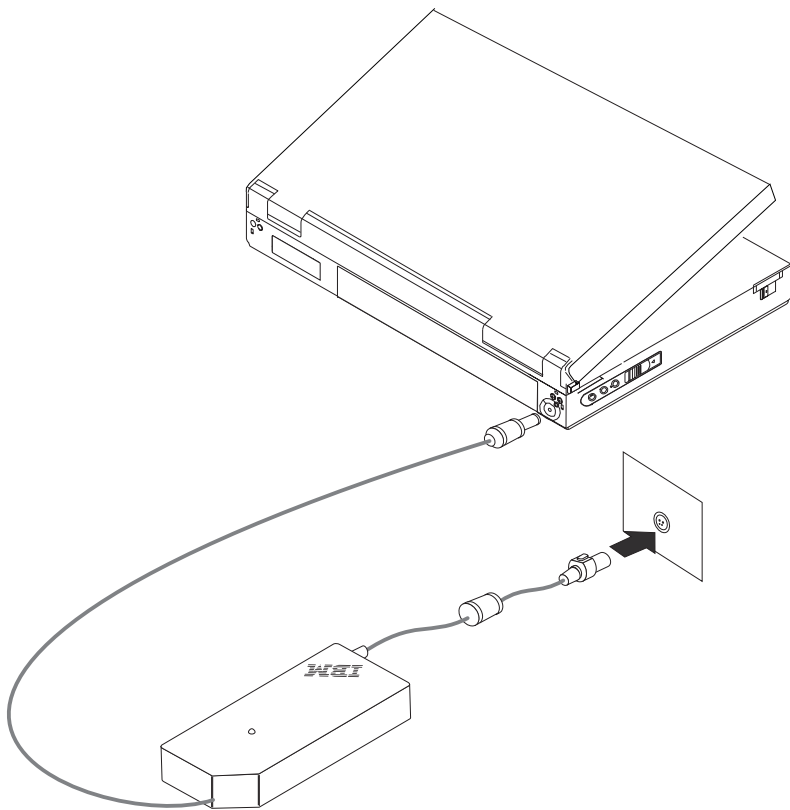
ステップ 2

次の図に示すように、電気ソース・コネクターを引っ張って分離し、シガレット・ライター・アダプターを取り外します。4 ピン・コネクターが現れます。



ステップ 3

4 ピン・コネクタを 4 ピン電源コンセントに差し込みます。アダプター・ケーブルのプラグがアクティブな電源に差し込まれると、アダプター・ボックス上の緑色の発光ダイオードがオンになります。LED がオンにならない場合は、航空機搭乗員が EMPOWER システムをオンにしてあるか確認してください。画面の右下隅にあるシステム・トレイ内の電源アイコンをチェックして、ThinkPad が充電中であることを確認してください。ThinkPad が充電中である場合は、アイコンがプラグとして表示されます。ThinkPad が充電中でない場合は、アイコンはバッテリーとして表示されます。



Appendix A. Help and service information

This section contains information on how to obtain online and telephone technical support.

Online technical support

Online technical support is available during the life of your product. Online assistance can be obtained through the Personal Computing Support Web site.

| Online technical support | |
|-----------------------------------------|-----------------------------------------------------------------------------|
| IBM Personal Computing Support Web site | http://www.ibm.com/pc/support/ |

During the warranty period, assistance for replacement or exchange of defective components is available. In addition, if your IBM option is installed in an IBM computer, you might be entitled to service at your location. Your technical support representative can help you determine the best alternative.

Telephone technical support

Installation and configuration support through the HelpCenter will be withdrawn or made available for a fee, at IBM's discretion, 90 days after the option has been withdrawn from marketing. Additional support offerings, including step-by-step installation assistance, are available for a nominal fee.

To assist the technical support representative, have available as much of the following information as possible:

- Option name
- Option number
- Proof of purchase
- Computer manufacturer, model, serial number (if IBM), and manual
- Exact wording of the error message (if any)
- Description of the problem
- Hardware and software configuration information for your system

If possible, be at your computer. Your technical support representative might want to walk you through the problem during the call.

For the support telephone number and support hours by country, refer to the following table or to the enclosed technical support insert. Support phone numbers are also available by clicking **HelpCenter phone list** on the IBM support Web page at

<http://www.ibm.com/pc/support>

If the number is not provided, contact your IBM reseller or IBM marketing representative. Response time may vary depending on the number and nature of the calls received.

| <i>Support 24 hours a day, 7 days a week</i> | |
|----------------------------------------------|----------------|
| Canada (Toronto only) | 416-383-3344 |
| Canada (all other) | 1-800-565-3344 |
| U.S.A. and Puerto Rico | 1-800-772-2227 |

Appendix B. Product warranties and notices

This section contains the warranty, notices, and trademark information.

Warranty Statements

The warranty statements consist of two parts: Part 1 and Part 2. Part 1 varies by country. Part 2 is the same for both statements. Be sure to read both the Part 1 that applies to your country and Part 2.

- **United States, Puerto Rico, and Canada (Z125-4753-05 11/97)** (see “IBM Statement of Limited Warranty for United States, Puerto Rico, and Canada (Part 1 - General Terms)”)
- **Worldwide except Canada, Puerto Rico, Turkey, and United States (Z125-5697-01 11/97)** (see “IBM Statement of Warranty Worldwide except Canada, Puerto Rico, Turkey, United States (Part 1 - General Terms)” on page B-5)
- **Worldwide Country-Unique Terms** (see “Part 2 - Worldwide Country-Unique Terms” on page B-8)

IBM Statement of Limited Warranty for United States, Puerto Rico, and Canada (Part 1 - General Terms)

This Statement of Warranty includes Part 1 - General Terms and Part 2 - Country-unique Terms. The terms of Part 2 may replace or modify those of Part 1. The warranties provided by IBM in this Statement of Warranty apply only to Machines you purchase for your use, and not for resale, from IBM or your reseller. The term "Machine" means an IBM machine, its features, conversions, upgrades, elements, or accessories, or any combination of them. The term "Machine" does not include any software programs, whether pre-loaded with the Machine, installed subsequently or otherwise. Unless IBM specifies otherwise, the following warranties apply only in the country where you acquire the Machine. Nothing in this Statement of Warranty affects any statutory rights of consumers that cannot be waived or limited by contract. If you have any questions, contact IBM or your reseller.

Machine - ThinkPad 72 W DC Power Adapter

Warranty period* - One (1) year

** Contact your place of purchase for warranty service information. Some IBM Machines are eligible for on-site warranty service depending on the country where service is performed.*

The IBM Warranty for Machines

IBM warrants that each Machine 1) is free from defects in materials and workmanship and 2) conforms to IBM's Official Published Specifications. The

warranty period for a Machine is a specified, fixed period commencing on its Date of Installation. The date on your sales receipt is the Date of Installation, unless IBM or your reseller informs you otherwise.

During the warranty period IBM or your reseller, if approved by IBM to provide warranty service, will provide repair and exchange service for the Machine, without charge, under the type of service designated for the Machine and will manage and install engineering changes that apply to the Machine.

If a Machine does not function as warranted during the warranty period, and IBM or your reseller are unable to either 1) make it do so or 2) replace it with one that is at least functionally equivalent, you may return it to your place of purchase and your money will be refunded. The replacement may not be new, but will be in good working order.

Extent of Warranty

The warranty does not cover the repair or exchange of a Machine resulting from misuse, accident, modification, unsuitable physical or operating environment, improper maintenance by you, or failure caused by a product for which IBM is not responsible. The warranty is voided by removal or alteration of Machine or parts identification labels.

THESE WARRANTIES ARE YOUR EXCLUSIVE WARRANTIES AND REPLACE ALL OTHER WARRANTIES OR CONDITIONS, EXPRESS OR IMPLIED, INCLUDING, BUT NOT LIMITED TO, THE IMPLIED WARRANTIES OR CONDITIONS OF MERCHANTABILITY AND FITNESS FOR A PARTICULAR PURPOSE. THESE WARRANTIES GIVE YOU SPECIFIC LEGAL RIGHTS AND YOU MAY ALSO HAVE OTHER RIGHTS WHICH VARY FROM JURISDICTION TO JURISDICTION. SOME JURISDICTIONS DO NOT ALLOW THE EXCLUSION OR LIMITATION OF EXPRESS OR IMPLIED WARRANTIES, SO THE ABOVE EXCLUSION OR LIMITATION MAY NOT APPLY TO YOU. IN THAT EVENT, SUCH WARRANTIES ARE LIMITED IN DURATION TO THE WARRANTY PERIOD. NO WARRANTIES APPLY AFTER THAT PERIOD.

Items Not Covered by Warranty

IBM does not warrant uninterrupted or error-free operation of a Machine.

Unless specified otherwise, IBM provides non-IBM machines **WITHOUT WARRANTIES OF ANY KIND.**

Any technical or other support provided for a Machine under warranty, such as assistance via telephone with “how-to” questions and those regarding Machine set-up and installation, will be provided **WITHOUT WARRANTIES OF ANY KIND**.

Warranty Service

To obtain warranty service for the Machine, contact your reseller or IBM. In the United States, call IBM at 1-800-772-2227. In Canada, call IBM at 1-800-565-3344. (In Toronto, call 416-383-3344.) You may be required to present proof of purchase.

IBM or your reseller provides certain types of repair and exchange service, either at your location or at a service center, to keep Machines in, or restore them to, conformance with their Specifications. IBM or your reseller will inform you of the available types of service for a Machine based on its country of installation. IBM may repair the failing Machine or exchange it at its discretion.

When warranty service involves the exchange of a Machine or part, the item IBM or your reseller replaces becomes its property and the replacement becomes yours. You represent that all removed items are genuine and unaltered. The replacement may not be new, but will be in good working order and at least functionally equivalent to the item replaced. The replacement assumes the warranty service status of the replaced item.

Any feature, conversion, or upgrade IBM or your reseller services must be installed on a Machine which is 1) for certain Machines, the designated, serial-numbered Machine and 2) at an engineering-change level compatible with the feature, conversion, or upgrade. Many features, conversions, or upgrades involve the removal of parts and their return to IBM. A part that replaces a removed part will assume the warranty service status of the removed part.

Before IBM or your reseller exchanges a Machine or part, you agree to remove all features, parts, options, alterations, and attachments not under warranty service.

You also agree to

1. ensure that the Machine is free of any legal obligations or restrictions that prevent its exchange;
2. obtain authorization from the owner to have IBM or your reseller service a Machine that you do not own; and
3. where applicable, before service is provided
 - a. follow the problem determination, problem analysis, and service request procedures that IBM or your reseller provides,

- b. secure all programs, data, and funds contained in a Machine,
- c. provide IBM or your reseller with sufficient, free, and safe access to your facilities to permit them to fulfill their obligations, and
- d. inform IBM or your reseller of changes in a Machine's location.

IBM is responsible for loss of, or damage to, your Machine while it is 1) in IBM's possession or 2) in transit in those cases where IBM is responsible for the transportation charges.

Neither IBM nor your reseller is responsible for any of your confidential, proprietary or personal information contained in a Machine which you return to IBM or your reseller for any reason. You should remove all such information from the Machine prior to its return.

Production Status

Each IBM Machine is manufactured from new parts, or new and used parts. In some cases, the Machine may not be new and may have been previously installed. Regardless of the Machine's production status, IBM's appropriate warranty terms apply.

Limitation of Liability

Circumstances may arise where, because of a default on IBM's part or other liability, you are entitled to recover damages from IBM. In each such instance, regardless of the basis on which you are entitled to claim damages from IBM (including fundamental breach, negligence, misrepresentation, or other contract or tort claim), IBM is liable for no more than

- 1. damages for bodily injury (including death) and damage to real property and tangible personal property; and
- 2. the amount of any other actual direct damages, up to the greater of U.S. \$100,000 (or equivalent in local currency) or the charges (if recurring, 12 months' charges apply) for the Machine that is the subject of the claim.

This limit also applies to IBM's suppliers and your reseller. It is the maximum for which IBM, its suppliers, and your reseller are collectively responsible.

UNDER NO CIRCUMSTANCES IS IBM LIABLE FOR ANY OF THE FOLLOWING: 1) THIRD-PARTY CLAIMS AGAINST YOU FOR DAMAGES (OTHER THAN THOSE UNDER THE FIRST ITEM LISTED ABOVE); 2) LOSS OF, OR DAMAGE TO, YOUR RECORDS OR DATA; OR 3) SPECIAL, INCIDENTAL, OR INDIRECT DAMAGES OR FOR ANY ECONOMIC CONSEQUENTIAL DAMAGES (INCLUDING LOST PROFITS OR SAVINGS), EVEN IF IBM, ITS SUPPLIERS OR YOUR RESELLER IS INFORMED OF THEIR POSSIBILITY. SOME JURISDICTIONS DO NOT

ALLOW THE EXCLUSION OR LIMITATION OF INCIDENTAL OR CONSEQUENTIAL DAMAGES, SO THE ABOVE LIMITATION OR EXCLUSION MAY NOT APPLY TO YOU.

IBM Statement of Warranty Worldwide except Canada, Puerto Rico, Turkey, United States (Part 1 - General Terms)

This Statement of Warranty includes Part 1 - General Terms and Part 2 - Country-unique Terms. The terms of Part 2 may replace or modify those of Part 1. The warranties provided by IBM in this Statement of Warranty apply only to Machines you purchase for your use, and not for resale, from IBM or your reseller. The term "Machine" means an IBM machine, its features, conversions, upgrades, elements, or accessories, or any combination of them. The term "Machine" does not include any software programs, whether pre-loaded with the Machine, installed subsequently or otherwise. Unless IBM specifies otherwise, the following warranties apply only in the country where you acquire the Machine. Nothing in this Statement of Warranty affects any statutory rights of consumers that cannot be waived or limited by contract. If you have any questions, contact IBM or your reseller.

Machine - ThinkPad 72 W DC Power Adapter

Warranty period* - One (1) year

** Contact your place of purchase for warranty service information. Some IBM Machines are eligible for on-site warranty service depending on the country where service is performed.*

The IBM Warranty for Machines

IBM warrants that each Machine 1) is free from defects in materials and workmanship and 2) conforms to IBM's Official Published Specifications. The warranty period for a Machine is a specified, fixed period commencing on its Date of Installation. The date on your sales receipt is the Date of Installation, unless IBM or your reseller informs you otherwise.

During the warranty period IBM or your reseller, if approved by IBM to provide warranty service, will provide repair and exchange service for the Machine, without charge, under the type of service designated for the Machine and will manage and install engineering changes that apply to the Machine.

If a Machine does not function as warranted during the warranty period, and IBM or your reseller are unable to either 1) make it do so or 2) replace it with one that is at least functionally equivalent, you may return it to your place of purchase and your money will be refunded. The replacement may not be new, but will be in good working order.

Extent of Warranty

The warranty does not cover the repair or exchange of a Machine resulting from misuse, accident, modification, unsuitable physical or operating environment, improper maintenance by you, or failure caused by a product for which IBM is not responsible. The warranty is voided by removal or alteration of Machine or parts identification labels.

THESE WARRANTIES ARE YOUR EXCLUSIVE WARRANTIES AND REPLACE ALL OTHER WARRANTIES OR CONDITIONS, EXPRESS OR IMPLIED, INCLUDING, BUT NOT LIMITED TO, THE IMPLIED WARRANTIES OR CONDITIONS OF MERCHANTABILITY AND FITNESS FOR A PARTICULAR PURPOSE. THESE WARRANTIES GIVE YOU SPECIFIC LEGAL RIGHTS AND YOU MAY ALSO HAVE OTHER RIGHTS WHICH VARY FROM JURISDICTION TO JURISDICTION. SOME JURISDICTIONS DO NOT ALLOW THE EXCLUSION OR LIMITATION OF EXPRESS OR IMPLIED WARRANTIES, SO THE ABOVE EXCLUSION OR LIMITATION MAY NOT APPLY TO YOU. IN THAT EVENT, SUCH WARRANTIES ARE LIMITED IN DURATION TO THE WARRANTY PERIOD. NO WARRANTIES APPLY AFTER THAT PERIOD.

Items Not Covered by Warranty

IBM does not warrant uninterrupted or error-free operation of a Machine.

Unless specified otherwise, IBM provides non-IBM machines **WITHOUT WARRANTIES OF ANY KIND.**

Any technical or other support provided for a Machine under warranty, such as assistance via telephone with “how-to” questions and those regarding Machine set-up and installation, will be provided **WITHOUT WARRANTIES OF ANY KIND.**

Warranty Service

To obtain warranty service for the Machine, contact your reseller or IBM. You may be required to present proof of purchase.

IBM or your reseller provides certain types of repair and exchange service, either at your location or at a service center, to keep Machines in, or restore them to, conformance with their Specifications. IBM or your reseller will inform you of the available types of service for a Machine based on its country of installation. IBM may repair the failing Machine or exchange it at its discretion.

When warranty service involves the exchange of a Machine or part, the item IBM or your reseller replaces becomes its property and the replacement becomes yours. You represent that all removed items are genuine and

unaltered. The replacement may not be new, but will be in good working order and at least functionally equivalent to the item replaced. The replacement assumes the warranty service status of the replaced item.

Any feature, conversion, or upgrade IBM or your reseller services must be installed on a Machine which is 1) for certain Machines, the designated, serial-numbered Machine and 2) at an engineering-change level compatible with the feature, conversion, or upgrade. Many features, conversions, or upgrades involve the removal of parts and their return to IBM. A part that replaces a removed part will assume the warranty service status of the removed part.

Before IBM or your reseller exchanges a Machine or part, you agree to remove all features, parts, options, alterations, and attachments not under warranty service.

You also agree to

1. ensure that the Machine is free of any legal obligations or restrictions that prevent its exchange;
2. obtain authorization from the owner to have IBM or your reseller service a Machine that you do not own; and
3. where applicable, before service is provided
 - a. follow the problem determination, problem analysis, and service request procedures that IBM or your reseller provides,
 - b. secure all programs, data, and funds contained in a Machine,
 - c. provide IBM or your reseller with sufficient, free, and safe access to your facilities to permit them to fulfill their obligations, and
 - d. inform IBM or your reseller of changes in a Machine's location.

IBM is responsible for loss of, or damage to, your Machine while it is 1) in IBM's possession or 2) in transit in those cases where IBM is responsible for the transportation charges.

Neither IBM nor your reseller is responsible for any of your confidential, proprietary or personal information contained in a Machine which you return to IBM or your reseller for any reason. You should remove all such information from the Machine prior to its return.

Production Status

Each IBM Machine is manufactured from new parts, or new and used parts. In some cases, the Machine may not be new and may have been previously installed. Regardless of the Machine's production status, IBM's appropriate warranty terms apply.

Limitation of Liability

Circumstances may arise where, because of a default on IBM's part or other liability, you are entitled to recover damages from IBM. In each such instance, regardless of the basis on which you are entitled to claim damages from IBM (including fundamental breach, negligence, misrepresentation, or other contract or tort claim), IBM is liable for no more than

1. damages for bodily injury (including death) and damage to real property and tangible personal property; and
2. the amount of any other actual direct damages, up to the greater of U.S. \$100,000 (or equivalent in local currency) or the charges (if recurring, 12 months' charges apply) for the Machine that is the subject of the claim.

This limit also applies to IBM's suppliers and your reseller. It is the maximum for which IBM, its suppliers, and your reseller are collectively responsible.

UNDER NO CIRCUMSTANCES IS IBM LIABLE FOR ANY OF THE FOLLOWING: 1) THIRD-PARTY CLAIMS AGAINST YOU FOR DAMAGES (OTHER THAN THOSE UNDER THE FIRST ITEM LISTED ABOVE); 2) LOSS OF, OR DAMAGE TO, YOUR RECORDS OR DATA; OR 3) SPECIAL, INCIDENTAL, OR INDIRECT DAMAGES OR FOR ANY ECONOMIC CONSEQUENTIAL DAMAGES (INCLUDING LOST PROFITS OR SAVINGS), EVEN IF IBM, ITS SUPPLIERS OR YOUR RESELLER IS INFORMED OF THEIR POSSIBILITY. SOME JURISDICTIONS DO NOT ALLOW THE EXCLUSION OR LIMITATION OF INCIDENTAL OR CONSEQUENTIAL DAMAGES, SO THE ABOVE LIMITATION OR EXCLUSION MAY NOT APPLY TO YOU.

Part 2 - Worldwide Country-Unique Terms

ASIA PACIFIC

AUSTRALIA: The IBM Warranty for Machines: The following paragraph is added to this Section:

The warranties specified in this Section are in addition to any rights you may have under the Trade Practices Act 1974 or other legislation and are only limited to the extent permitted by the applicable legislation.

Extent of Warranty: The following replaces the first and second sentences of this Section:

The warranty does not cover the repair or exchange of a Machine resulting from misuse, accident, modification, unsuitable physical or operating environment, operation in other than the Specified Operating Environment, improper maintenance by you, or failure caused by a product for which IBM is not responsible.

Limitation of Liability: The following is added to this Section:

Where IBM is in breach of a condition or warranty implied by the Trade

Practices Act 1974, IBM's liability is limited to the repair or replacement of the goods or the supply of equivalent goods. Where that condition or warranty relates to right to sell, quiet possession or clear title, or the goods are of a kind ordinarily acquired for personal, domestic or household use or consumption, then none of the limitations in this paragraph apply.

PEOPLE'S REPUBLIC OF CHINA: Governing Law: The following is added to this Statement:

The laws of the State of New York govern this Statement.

INDIA: Limitation of Liability: The following replaces items 1 and 2 of this Section:

1. liability for bodily injury (including death) or damage to real property and tangible personal property will be limited to that caused by IBM's negligence;
2. as to any other actual damage arising in any situation involving nonperformance by IBM pursuant to, or in any way related to the subject of this Statement of Warranty, IBM's liability will be limited to the charge paid by you for the individual Machine that is the subject of the claim.

NEW ZEALAND: The IBM Warranty for Machines: The following paragraph is added to this Section:

The warranties specified in this Section are in addition to any rights you may have under the Consumer Guarantees Act 1993 or other legislation which cannot be excluded or limited. The Consumer Guarantees Act 1993 will not apply in respect of any goods which IBM provides, if you require the goods for the purposes of a business as defined in that Act.

Limitation of Liability: The following is added to this Section:

Where Machines are not acquired for the purposes of a business as defined in the Consumer Guarantees Act 1993, the limitations in this Section are subject to the limitations in that Act.

EUROPE, MIDDLE EAST, AFRICA (EMEA)

The following terms apply to all EMEA countries.

The terms of this Statement of Warranty apply to Machines purchased from an IBM reseller. If you purchased this Machine from IBM, the terms and conditions of the applicable IBM agreement prevail over this warranty statement.

Warranty Service

If you purchased an IBM Machine in Austria, Belgium, Denmark, Estonia, Finland, France, Germany, Greece, Iceland, Ireland, Italy, Latvia, Lithuania,

Luxembourg, Netherlands, Norway, Portugal, Spain, Sweden, Switzerland or United Kingdom, you may obtain warranty service for that Machine in any of those countries from either (1) an IBM reseller approved to perform warranty service or (2) from IBM.

If you purchased an IBM Personal Computer Machine in Albania, Armenia, Belarus, Bosnia and Herzegovina, Bulgaria, Croatia, Czech Republic, Georgia, Hungary, Kazakhstan, Kirghizia, Federal Republic of Yugoslavia, Former Yugoslav Republic of Macedonia (FYROM), Moldova, Poland, Romania, Russia, Slovak Republic, Slovenia, or Ukraine, you may obtain warranty service for that Machine in any of those countries from either (1) an IBM reseller approved to perform warranty service or (2) from IBM.

The applicable laws, Country-unique terms and competent court for this Statement are those of the country in which the warranty service is being provided. However, the laws of Austria govern this Statement if the warranty service is provided in Albania, Armenia, Belarus, Bosnia and Herzegovina, Bulgaria, Croatia, Czech Republic, Federal Republic of Yugoslavia, Georgia, Hungary, Kazakhstan, Kirghizia, Former Yugoslav Republic of Macedonia (FYROM), Moldova, Poland, Romania, Russia, Slovak Republic, Slovenia, and Ukraine.

The following terms apply to the country specified:

EGYPT: Limitation of Liability: The following replaces item 2 in this Section: 2. as to any other actual direct damages, IBM's liability will be limited to the total amount you paid for the Machine that is the subject of the claim.

Applicability of suppliers and resellers (unchanged).

FRANCE: Limitation of Liability: The following replaces the second sentence of the first paragraph of this Section:
In such instances, regardless of the basis on which you are entitled to claim damages from IBM, IBM is liable for no more than: (items 1 and 2 unchanged).

GERMANY: The IBM Warranty for Machines: The following replaces the first sentence of the first paragraph of this Section:
The warranty for an IBM Machine covers the functionality of the Machine for its normal use and the Machine's conformity to its Specifications.

The following paragraphs are added to this Section:
The minimum warranty period for Machines is six months.

In case IBM or your reseller are unable to repair an IBM Machine, you can alternatively ask for a partial refund as far as justified by the reduced value of

the unrepaired Machine or ask for a cancellation of the respective agreement for such Machine and get your money refunded.

Extent of Warranty: The second paragraph does not apply.

Warranty Service: The following is added to this Section:
During the warranty period, transportation for delivery of the failing Machine to IBM will be at IBM's expense.

Production Status: The following paragraph replaces this Section:
Each Machine is newly manufactured. It may incorporate in addition to new parts, re-used parts as well.

Limitation of Liability: The following is added to this Section:
The limitations and exclusions specified in the Statement of Warranty will not apply to damages caused by IBM with fraud or gross negligence and for express warranty.

In item 2, replace "U.S. \$100,000" with "EUR 500,000."

The following sentence is added to the end of the first paragraph of item 2:
IBM's liability under this item is limited to the violation of essential contractual terms in cases of ordinary negligence.

IRELAND: Extent of Warranty: The following is added to this Section:
Except as expressly provided in these terms and conditions, all statutory conditions, including all warranties implied, but without prejudice to the generality of the foregoing all warranties implied by the Sale of Goods Act 1893 or the Sale of Goods and Supply of Services Act 1980 are hereby excluded.

Limitation of Liability: The following replaces items one and two of the first paragraph of this Section:
1. death or personal injury or physical damage to your real property solely caused by IBM's negligence; and 2. the amount of any other actual direct damages, up to the greater of EUR 500,000 or 125 percent of the charges (if recurring, the 12 months' charges apply) for the Machine that is the subject of the claim or which otherwise gives rise to the claim.

Applicability of suppliers and resellers (unchanged).

The following paragraph is added at the end of this Section:
IBM's entire liability and your sole remedy, whether in contract or in tort, in respect of any default shall be limited to damages.

ITALY: Limitation of Liability: The following replaces the second sentence in the first paragraph:

In each such instance unless otherwise provided by mandatory law, IBM is liable for no more than: (item 1 unchanged) 2) as to any other actual damage arising in all situations involving non-performance by IBM pursuant to, or in any way related to the subject matter of this Statement of Warranty, IBM's liability, will be limited to the total amount you paid for the Machine that is the subject of the claim.

Applicability of suppliers and resellers (unchanged).

The following replaces the second paragraph of this Section:

Unless otherwise provided by mandatory law, IBM and your reseller are not liable for any of the following: (items 1 and 2 unchanged) 3) indirect damages, even if IBM or your reseller is informed of their possibility.

SOUTH AFRICA, NAMIBIA, BOTSWANA, LESOTHO AND SWAZILAND:

Limitation of Liability: The following is added to this Section:

IBM's entire liability to you for actual damages arising in all situations involving nonperformance by IBM in respect of the subject matter of this Statement of Warranty will be limited to the charge paid by you for the individual Machine that is the subject of your claim from IBM.

TURKIYE: Production Status: The following replaces this Section:

IBM fulfills customer orders for IBM Machines as newly manufactured in accordance with IBM's production standards.

UNITED KINGDOM: Limitation of Liability: The following replaces items 1 and 2 of the first paragraph of this Section:

1. death or personal injury or physical damage to your real property solely caused by IBM's negligence;
2. the amount of any other actual direct damages or loss, up to the greater of Pounds Sterling 150,000 or 125 percent of the charges (if recurring, the 12 months' charges apply) for the Machine that is the subject of the claim or which otherwise gives rise to the claim.

The following item is added to this paragraph:

3. breach of IBM's obligations implied by Section 12 of the Sale of Goods Act 1979 or Section 2 of the Supply of Goods and Services Act 1982.

Applicability of suppliers and resellers (unchanged).

The following is added to the end of this Section:

IBM's entire liability and your sole remedy, whether in contract or in tort, in respect of any default will be limited to damages.

NORTH AMERICA

CANADA: Warranty Service: The following is added to this section:
To obtain warranty service from IBM, call **1-800-565-3344**. In Toronto, call **416-383-3344**.

UNITED STATES OF AMERICA: Warranty Service: The following is added to this section:
To obtain warranty service from IBM, call **1-800-772-2227**.

Notices

This publication was developed for products and services offered in the U.S.A.

IBM may not offer the products, services, or features discussed in this document in other countries. Consult your local IBM representative for information on the products and services currently available in your area. Any reference to an IBM product, program, or service is not intended to state or imply that only that IBM product, program, or service may be used. Any functionally equivalent product, program, or service that does not infringe any IBM intellectual property right may be used instead. However, it is the user's responsibility to evaluate and verify the operation of any non-IBM product, program, or service.

IBM may have patents or pending patent applications covering subject matter described in this document. The furnishing of this document does not give you any license to these patents. You can send license inquiries, in writing, to:

*IBM Director of Licensing
IBM Corporation
North Castle Drive
Armonk, NY 10504-1785
U.S.A.*

The following paragraph does not apply to the United Kingdom or any country where such provisions are inconsistent with local law:

INTERNATIONAL BUSINESS MACHINES CORPORATION PROVIDES THIS PUBLICATION "AS IS" WITHOUT WARRANTY OF ANY KIND, EITHER EXPRESS OR IMPLIED, INCLUDING, BUT NOT LIMITED TO, THE IMPLIED WARRANTIES OF NON-INFRINGEMENT, MERCHANTABILITY OR FITNESS FOR A PARTICULAR PURPOSE. Some states do not allow disclaimer of express or implied warranties in certain transactions, therefore, this statement may not apply to you.

This information could include technical inaccuracies or typographical errors. Changes are periodically made to the information herein; these changes will be

incorporated in new editions of the publication. IBM may make improvements and/or changes in the product(s) and/or the program(s) described in this publication at any time without notice.

IBM may use or distribute any of the information you supply in any way it believes appropriate without incurring any obligation to you.

Any performance data contained herein was determined in a controlled environment. Therefore, the result obtained in other operating environments may vary significantly. Some measurements may have been made on development-level systems and there is no guarantee that these measurements will be the same on generally available systems. Furthermore, some measurements may have been estimated through extrapolation. Actual results may vary. Users of this document should verify the applicable data for their specific environment.

Trademarks

The following terms are trademarks of the IBM Corporation in the United States or other countries or both:

IBM
ThinkPad
HelpCenter

Other company, product, and service names may be trademarks or service marks of others.

Federal Communications Commission (FCC) statement

Note: This equipment has been tested and found to comply with the limits for a Class B digital device, pursuant to Part 15 of the FCC Rules. These limits are designed to provide reasonable protection against harmful interference in a residential installation. This equipment generates, uses, and can radiate radio frequency energy and, if not installed and used in accordance with the instructions, may cause harmful interference to radio communications. However, there is no guarantee that interference will not occur in a particular installation. If this equipment does cause harmful interference to radio or television reception, which can be determined by turning the equipment off and on, the user is encouraged to try to correct the interference by one or more of the following measures:

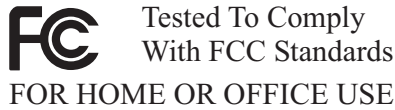
- Reorient or relocate the receiving antenna.
- Increase the separation between the equipment and receiver.
- Connect the equipment into an outlet on a circuit different from that to which the receiver is connected.
- Consult an IBM authorized dealer or service representative for help.

Properly shielded and grounded cables and connectors must be used in order to meet FCC emission limits. Proper cables and connectors are available from IBM authorized dealers. IBM is not responsible for any radio or television interference caused by using other than recommended cables and connectors or by unauthorized changes or modifications to this equipment. Unauthorized changes or modifications could void the user's authority to operate the equipment.

This device complies with Part 15 of the FCC Rules. Operation is subject to the following two conditions: (1) this device may not cause harmful interference, and (2) this device must accept any interference received, including interference that may cause undesired operation.

Responsible party:

International Business Machines Corporation
New Orchard Road
Armonk, NY 10504
Telephone: 1-919-543-2193



Industry Canada Class B emission compliance statement

This Class B digital apparatus complies with Canadian ICES-003.

Avis de conformité a la réglementation d'Industrie Canada

Cet appareil numérique de classe B est conforme à la norme NMB-003 du Canada.

Deutsche EMV-Direktive (electromagnetische Verträglichkeit)

Dieses Gerät ist berechtigt in Übereinstimmung mit dem deutschen EMVG vom 9.Nov.92 das EG-Konformitätszeichen zu führen.

Der Aussteller der Konformitätserklärung ist die IBM UK, Greenock.

Dieses Gerät erfüllt die Bedingungen der EN 55022 Klasse B.

European Union - emission directive

This product is in conformity with the protection requirements of EU Council Directive 89/366/ECC on the approximation of the laws of the Member States relating to electromagnetic compatibility.

IBM can not accept responsibility for any failure to satisfy the protection requirements resulting from a non-recommended modification of the product, including the fitting of non-IBM option cards.

This product has been tested and found to comply with the limits for Class B Information Technology Equipment according to CISPR 22/European Standard EN 55022. The limits for Class B equipment were derived for typical residential environments to provide reasonable protection against interference with licensed communication devices.

Union Européenne - Directive Conformité électromagnétique

Ce produit est conforme aux exigences de protection de la Directive 89/336/EEC du Conseil de l'UE sur le rapprochement des lois des États membres en matière de compatibilité électromagnétique.

IBM ne peut accepter aucune responsabilité pour le manquement aux exigences de protection résultant d'une modification non recommandée du produit, y compris l'installation de cartes autres que les cartes IBM.

Ce produit a été testé et il satisfait les conditions de l'équipement informatique de Classe B en vertu de CISPR22/Standard européen EN 55022. Les conditions pour l'équipement de Classe B ont été définies en fonction d'un contexte résidentiel ordinaire afin de fournir une protection raisonnable contre l'interférence d'appareils de communication autorisés.

Unione Europea - Directiva EMC (Conformidad electromagnética)

Este producto satisface los requisitos de protección del Consejo de la UE, Directiva 89/336/CEE en lo que a la legislatura de los Estados Miembros sobre compatibilidad electromagnética se refiere.

IBM no puede aceptar responsabilidad alguna si este producto deja de satisfacer dichos requisitos de protección como resultado de una modificación no recomendada del producto, incluyendo el ajuste de tarjetas de opción que no sean IBM.

Este producto ha sido probado y satisface los límites para Equipos Informáticos Clase B de conformidad con el Estándar CISPR22 y el Estándar Europeo EN 55022. Los límites para los equipos de Clase B se han establecido para entornos residenciales típicos a fin de proporcionar una protección razonable contra las interferencias con dispositivos de comunicación licenciados.

Union Europea - Normativa EMC

Questo prodotto è conforme alle normative di protezione ai sensi della Direttiva del Consiglio dell'Unione Europea 89/336/CEE sull'armonizzazione legislativa degli stati membri in materia di compatibilità elettromagnetica.

IBM non accetta responsabilità alcuna per la mancata conformità alle normative di protezione dovuta a modifiche non consigliate al prodotto, compresa l'installazione di schede e componenti di marca diversa da IBM.

Le prove effettuate sul presente prodotto hanno accertato che esso rientra nei limiti stabiliti per le apparecchiature di informatica Classe B ai sensi del CISPR 22/Norma Europea EN 55022. I limiti delle apparecchiature della Classe B sono stati stabiliti al fine di fornire ragionevole protezione da interferenze mediante dispositivi di comunicazione in concessione in ambienti residenziali tipici.

Korean B급 규격 증명서

이 장치는 옥내용으로 보증되었으며 모든 환경에서 사용할 수 있습니다.

この装置は、情報処理装置等電波障害自主規制協議会（VCCI）の基準に基づくクラスB情報技術装置です。この装置は、家庭環境で使用することを目的としていますが、この装置がラジオやテレビジョン受信機に近接して使用されると、受信障害を引き起こすことがあります。
取扱説明書に従って正しい取り扱いをして下さい。



Part Number: 22P7463



Printed in the United States of America
on recycled paper containing 10%
recovered post-consumer fiber.



22P7463