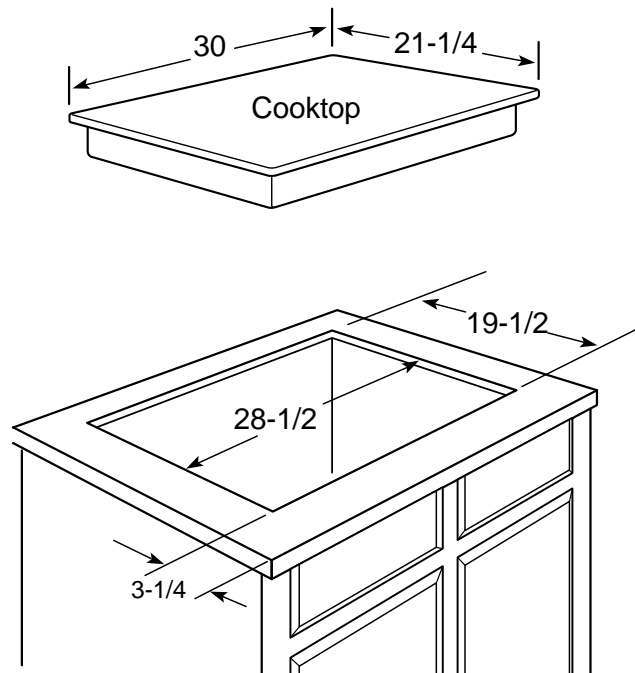




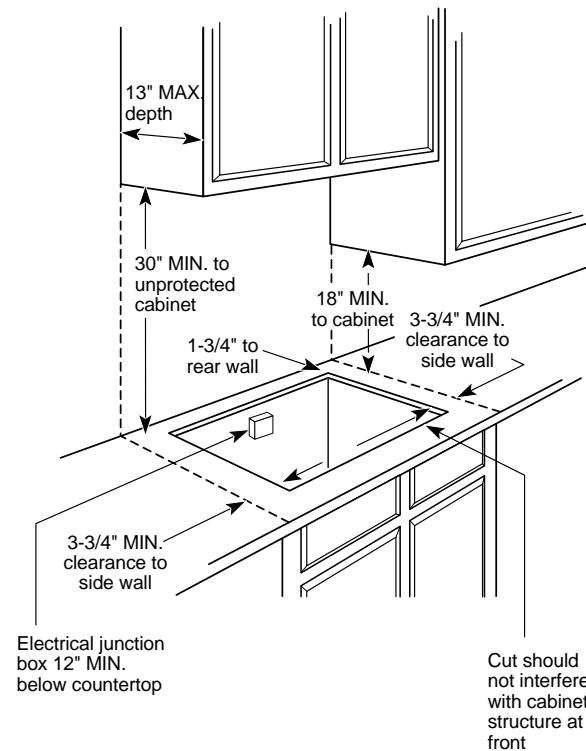
GE Appliances

JGP326AEV—Built-In Gas Cooktop

Dimensions (in inches)



Counter Installation Dimensions (in inches)



AGA Requirement: All gas cooktop models required 3-1/2" free area below countertop surface to combustible material. Requires 18" minimum from cooktop to adjacent overhead cabinets.

Note: If installing a gas sealed burner model with a GE Telescopic Downdraft System, consult both cooktop and downdraft installation instructions packed with product before installing. Cooktop gas/electric supply may need to be re-routed to install downdraft.

Electrical Rating: 120V, 60Hz, 5A

Installation With Single Wall Oven Information:
30" Gas Cooktops are approved for use over select GE 27" Wall Ovens. 30" and 36" Gas Cooktops are approved for use over select 30" Wall Ovens. Refer to cooktop and wall oven installation instructions, [Pub. No. 31-10167 (JKP18AV/17WV/16GV/15AV/14WV/13GV/ JKS05GV); Pub. No. 31-10125 (JTP18AV/17WV/16GV/14WV/13GV)] packed with product for current dimensional data.

Installation Information: Before installing, consult installation instructions [Pub. No. 31-10178] packed with product for current dimensional data.


For answers to your GE Monogram™, GE Profile™, GE, Hotpoint and RCA appliance questions, call GE Answer Center® service, 800.626.2000.





GE Appliances

JGP326AEV—Built-In Gas Cooktop



Features and Benefits

- Almond on almond Model
- 30" Porcelain-Enameled Cooktop
- Sealed Cooktop Burners
- Precise Simmer Burner
- Standard Cast Grates
- Electronic Pilotless Ignition
- Also Available In White on white as Model JGP326WEV and In Black on black as Model JGP326BEV