


Kramer Electronics, Ltd.




USER MANUAL

Model:

PT-101R

RF Line Amplifier

This addendum adds the following information to the user manual:

	Caution – No operator-serviceable parts inside unit.
	Warning – Use only the Kramer Electronics input power wall adapter that is provided with this unit ¹ .
	Warning – Disconnect power and unplug unit from wall before installing or removing device or servicing unit.

¹ For example: model number AD2512C, part number 2535-000251

Contents

1	Introduction	1
2	Getting Started	2
3	Overview	2
4	Your RF Line Amplifier	2

Figures

Figure 1: PT-101R RF Line Amplifier	2
-------------------------------------	---

Tables

Table 1: Features and Functions	2
Table 2: Technical Specifications	2

1 Introduction

Dedication by Kramer Electronics since 1981, to the development and manufacture of high quality video/audio equipment, makes the Kramer line an integral part of the finest production and presentation facilities in the world. In recent years, Kramer has redesigned and upgraded most of the line, making the best even better! The Kramer line of professional video/audio electronics is one of the most versatile and complete available, and is a true leader in terms of quality, workmanship, price/performance ratio and innovation. In addition to our high quality line amplifiers, we also offer excellent distribution amplifiers, switchers and matrices, remote controllers, presentation processors, interfaces and computer-related products.

Congratulations on purchasing your Kramer Pico Tools **PT-101R RF Line Amplifier**. This product is ideal for:

- CATV and MATV systems
- Modulation applications (for example, hotel systems)
- Retail stores, schools, medical facilities

The package includes the following items:

- **PT-101R RF Line Amplifier**
- Power adapter (12V DC Input)¹
- Mounting bracket
- This user manual
- Kramer concise product catalog/CD

¹ As an option, you can purchase the Kramer VA-50P 6 Port Universal 12-Volt Power Supply, enabling you to supply power to up to 6 Kramer devices that require 12VDC

2 Getting Started

We recommend that you:

- Unpack the equipment carefully and save the original box and packaging materials for possible future shipment
- Review the contents of this user manual

3 Overview

Your **PT-101R RF Line Amplifier** is a low noise 1:1 RF (Radio frequency) line amplifier for CATV/MATV applications.

Achieving the best performance means:

- Connecting only good quality connection cables, thus avoiding interference, deterioration in signal quality due to poor matching, and elevated noise levels (often associated with low quality cables)
- Avoiding interference from neighboring electrical appliances that may adversely influence signal quality and positioning your Kramer **PT-101R** in a location free from moisture and away from excessive sunlight and dust

4 Your RF Line Amplifier

The **PT-101R** is defined as follows:

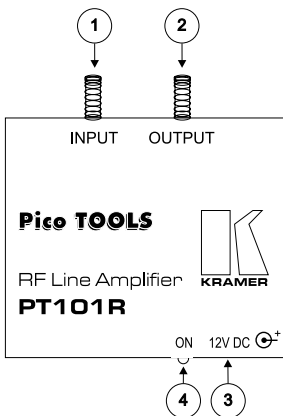


Figure 1: PT-101R RF Line Amplifier

Table 1: Features and Functions

#	Feature	Function
1	INPUT "F" type connector	Connects to the RF source
2	OUTPUT "F" type connector	Connects to the RF acceptor
3	12V DC	+12V DC connector for powering the unit
4	ON LED	Illuminates when receiving power

Table 2: Technical Specifications

Input:	RF, 0.5Vpp / 75 Ω (max.) on an "F" type connector
Output:	RF, 0.5Vpp / 75 Ω (max.) on an "F" type connector
Bandwidth:	3 GHz
Gain:	20 dB
Power Source:	12 VDC 60 mA max
Dimensions:	6.5 cm x 6 cm x 2.5 cm (2.55" x 2.36" x 1") W, D, H
Weight:	0.1-0.14 kg. (0.22-0.31 lbs.) approx.
Accessories:	Power supply, mounting bracket

LIMITED WARRANTY

Kramer Electronics (hereafter *Kramer*) warrants this product free from defects in material and workmanship under the following terms.

HOW LONG IS THE WARRANTY

Labor and parts are warranted for three years from the date of the first customer purchase .

WHO IS PROTECTED?

Only the first purchase customer may enforce this warranty.

WHAT IS COVERED AND WHAT IS NOT COVERED

Except as below, this warranty covers all defects in material or workmanship in this product. The following are not covered by the warranty:

1. Any product which is not distributed by Kramer, or which is not purchased from an authorized Kramer dealer. If you are uncertain as to whether a dealer is authorized, please contact Kramer at one of the agents listed in the web site www.kramerelectronics.com.
2. Any product, on which the serial number has been defaced, modified or removed.
3. Damage, deterioration or malfunction resulting from:
 - i) Accident, misuse, abuse, neglect, fire, water, lightning or other acts of nature
 - ii) Product modification, or failure to follow instructions supplied with the product
 - iii) Repair or attempted repair by anyone not authorized by Kramer
 - iv) Any shipment of the product (claims must be presented to the carrier)
 - v) Removal or installation of the product
 - vi) Any other cause, which does not relate to a product defect
 - vii) Cartons, equipment enclosures, cables or accessories used in conjunction with the product

WHAT WE WILL PAY FOR AND WHAT WE WILL NOT PAY FOR

We will pay labor and material expenses for covered items. We will not pay for the following:

1. Removal or installations charges.
2. Costs of initial technical adjustments (set-up), including adjustment of user controls or programming. These costs are the responsibility of the Kramer dealer from whom the product was purchased.
3. Shipping charges.

HOW YOU CAN GET WARRANTY SERVICE

1. To obtain service on you product, you must take or ship it prepaid to any authorized Kramer service center.
2. Whenever warranty service is required, the original dated invoice (or a copy) must be presented as proof of warranty coverage, and should be included in any shipment of the product. Please also include in any mailing a contact name, company, address, and a description of the problem(s).
3. For the name of the nearest Kramer authorized service center, consult your authorized dealer.

LIMITATION OF IMPLIED WARRANTIES

All implied warranties, including warranties of merchantability and fitness for a particular purpose, are limited in duration to the length of this warranty.

EXCLUSION OF DAMAGES

The liability of Kramer for any effective products is limited to the repair or replacement of the product at our option. Kramer shall not be liable for:

1. Damage to other property caused by defects in this product, damages based upon inconvenience, loss of use of the product, loss of time, commercial loss; or:
2. Any other damages, whether incidental, consequential or otherwise. Some countries may not allow limitations on how long an implied warranty lasts and/or do not allow the exclusion or limitation of incidental or consequential damages, so the above limitations and exclusions may not apply to you.

This warranty gives you specific legal rights, and you may also have other rights, which vary from place to place.

NOTE: All products returned to Kramer for service must have prior approval. This may be obtained from your dealer.

This equipment has been tested to determine compliance with the requirements of:

- EN-50081: "Electromagnetic compatibility (EMC);
generic emission standard.
Part 1: Residential, commercial and light industry"
- EN-50082: "Electromagnetic compatibility (EMC) generic immunity standard.
Part 1: Residential, commercial and light industry environment".
- CFR-47: FCC Rules and Regulations:
Part 15: "Radio frequency devices
Subpart B – Unintentional radiators"

CAUTION!

- Servicing the machines can only be done by an authorized Kramer technician. Any user who makes changes or modifications to the unit without the expressed approval of the manufacturer will void user authority to operate the equipment.
- Use the supplied DC power supply to feed power to the machine.
- Please use recommended interconnection cables to connect the machine to other components.



For the latest information on our products and a list of Kramer distributors, visit our Web site: www.kramerelectronics.com, where updates to this user manual may be found. We welcome your questions, comments and feedback.



Caution

Safety Warning:

Disconnect the unit from the power supply before opening/servicing.



Kramer Electronics, Ltd.

Web site: www.kramerelectronics.com

E-mail: info@kramerelectronics.com

P/N: 2900-001018 REV 1