

Precision Cooling
For *Business-Critical Continuity*[™]

Liebert Mini-Mate2[™] 1 To 8 Tons
Overhead Precision Cooling And Humidity Control



The Solution For Your Cooling Needs May Be Right Above You

When the need calls for precision cooling and humidity control, but your floor space says otherwise, the Liebert Mini-Mate2™ can provide the overhead answer. This flexible, space-saving system is the ideal solution for small areas where space is at a premium:

- Network Closets
- VoIP
- IDF
- Telecommunications Equipment
- Data Processing
- Control Rooms
- Desktop Publishing
- Network Facilities
- Laboratories
- Other Critical Electronic Systems

The components in units are located for easy service (1 ton self-contained unit shown)



Liebert Mini-Mate2 Offers:

Reliability:

High Sensible Cooling Capacity. Unlike “comfort” air conditioners, Liebert systems are designed for the cooling requirements of electronic equipment – 80% of the capacity dedicated to the removal of dry “sensible” heat, and 20% for the control of humidity.

Reliable. Based on a field-proven system, the Liebert Mini-Mate2 is manufactured with rugged, efficient components. To ensure 365 days x 24 hours operation at your site, each system is factory tested.

Warranty Protection. In addition to the standard one-year warranty, your Liebert Representative can offer extended warranties on the unit, compressor, parts and labor.

Preventive Maintenance Programs. Liebert factory-certified personnel provide regular inspections and service to extend the life of the system.

Liebert Spare Parts. Highest-quality parts, designed for your system, are easily available through your Liebert service representative.

Flexibility:

Uses Zero Floor Space. The evaporator and indoor condensing units are mounted above the dropped ceiling, requiring minimal site disturbance.

Simple Control. Split systems require simple thermostat-type wiring to controls and condensing units.

Designed For Easy Component Access. Most units can be serviced from the front.

Option Kits. Single-point power kits, sweat adapters, condensate pumps, duct adapters and other options are ordered as kits, ensuring availability of required parts and complete compatibility with your system.

Agency Listed. Standard 60Hz units are CSA Agency listed/certified to meet U.S. and Canadian safety standards, and MEA listed for New York City applications. These agency listings ensure fast, hassle-free inspection and building code approvals.

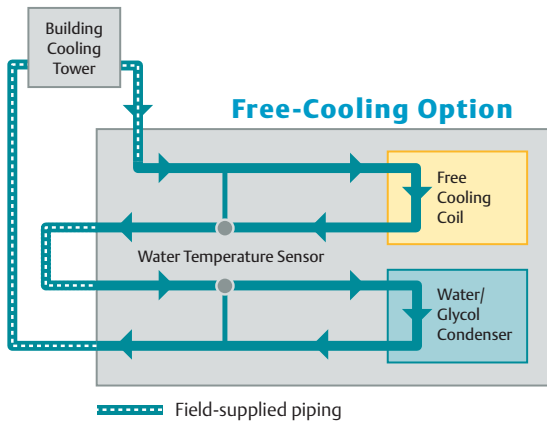


Liebert Monitoring Solutions: When You Need To Know

Low Total Cost Of Ownership:

High-Efficiency Compressor. The rotary or scroll compressors are both energy-efficient and rugged, to ensure continuous operation.

Free-Cooling Option. A second cooling coil allows the system to take advantage of colder outdoor temperatures and bypass compressor operation.



When water temperature goes below 45° F, cooling switches over to Free-Cooling operation. A separate chilled water source can also be used with Air-Cooled system. Note: Special cupro-nickel free-cooling coil must be specified when applied to open cooling tower.

You will find a full-range of monitoring and control systems, communications modules designed to interface Liebert equipment with a variety of building management systems, plus stand-alone monitoring, control and leak detection devices.

Local And Remote Monitoring Panels

These units provide basic monitoring and control for a single unit or small groups of equipment either at the equipment location or to a remote site.

Products include:

- Liebert Universal Monitor
- Liebert Controllers

Leak Detection

Liebert Liqui-tect® leak detection systems alert facility personnel to the presence of leaking fluids before serious damage results. They provide quick sensing and accurate reporting of leaks below the floor, above the ceiling or at the perimeter of a room.

Products include:

- Liebert Liqui-tect Panel
- Two Channel Direct Read Leak Detection
- Liebert Zone Leak Detection Kits
- Liebert Point Leak Detection Sensor

Fundamental Monitoring

Liebert Nform™ is a centralized monitoring and communications software package that combines full-scale monitoring with cost-effective deployment through the use of the existing network infrastructure.

Products include:

- Liebert Nform Software
- Liebert IntelliSlot Web/485 Card ADPT

Advanced Monitoring

Liebert SiteScan® Web offers comprehensive, centralized monitoring, control, data analysis and reporting for a full-range of computer support systems. It provides web-based site monitoring, alarm management and trending/analysis for critical sites.

Products include:

- Liebert SiteScan Web Software



For further information, please refer to www.liebert.com

Third Party Monitoring System Connectivity

The use of open protocols allows you to interface Liebert units and monitoring systems with other types and brands of control equipment including BMS, NMS, SCADA and fire alarm systems.

Protocols supported:

- Modbus
- BACnet
- SNMP

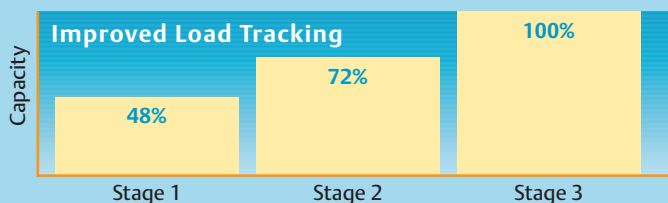
The Right Size To Fit Your Space And Application

With more than 10,000 possible configurations, there is a LiebertMini-Mate2 system available to fit the needs of many room cooling or spot cooling requirements.

Liebert Mini-Mate2™ Product Features Include:

- Available in 1, 1.5, 2, 3, 5 & 8 ton capacities (3-stage cooling on 8-ton)
- Self-contained or split systems allow for fitting systems with a variety of architectures
- Reliable refrigeration components featuring rotary or scroll compressors with copper tube aluminum fin coils provide high-efficiency
- Units are fully charged with refrigerant and come standard with quick-connect fittings to reduce installation time.
- Available in air-cooled, water-cooled, glycol-cooled or chilled-water configurations
- Easy-to-use menu-driven microprocessor control
- Optional room sensors available
- Hot gas bypass for low load applications

3-Stage Cooling (8 ton system only)



A unique compressor staging system utilizes independent 3-ton and 5-ton circuits to provide better control of room conditions. The unit microprocessor continuously monitors recent cooling operation, and selects the most economical cooling stage to satisfy demand.

Microprocessor Control Features:

- User-friendly wall-mount display
- Provides precise control of all unit functions
- Temperature Control
- Humidity Control
- Alarm Indication
- Programming
- Auto Restart

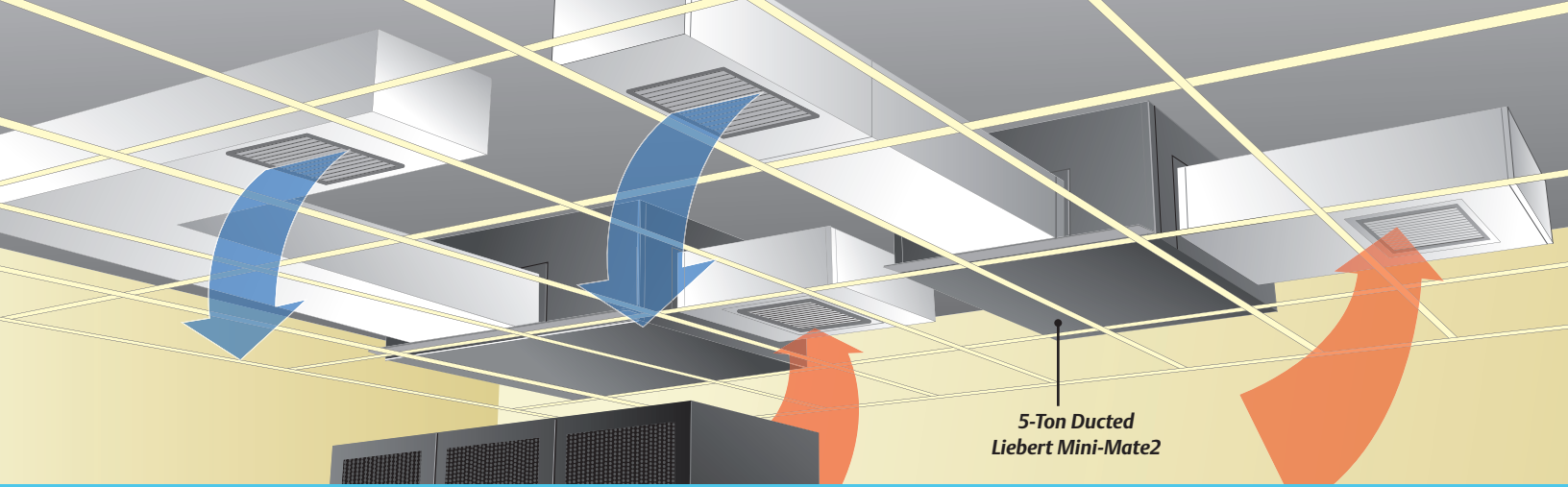


A Variety Of Options Help You Meet Numerous Applications:

- Grille (1-1.5 tons) or Plenum (2-3 tons) that fits 2'x4' ceiling grid for direct supply & return air distribution
- Fan speed and/or blower options to handle supply air ductwork with higher external static pressures
- Filter box or duct kits to connect to ducted sites
- Hot water reheat to utilize building hot water for energy savings
- Stainless steel electric reheat and/or canister humidifier for humidity control
- High-pressure chilled water systems
- Single-point power connection kit to facilitate close coupled evaporator & condensing unit wiring
- Multiple air-cooled heat rejection solutions: indoor ducted, outdoor, (standard ambient, high ambient and Quiet-Line)
- 2-way or 3-way water regulating valves rated for standard or high-pressure applications
- Unit disconnect, smoke sensor, and/or high-temp sensor options
- Site monitoring and communication devices to meet monitoring needs
- R407C refrigerant

1-1.5 Ton with grille





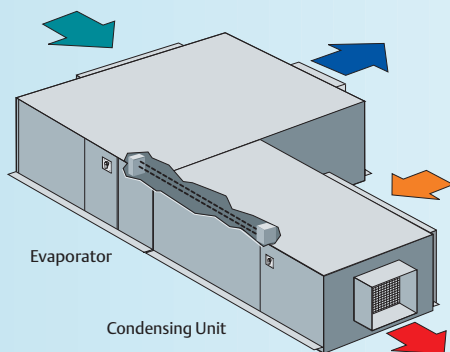
5-Ton Ducted
Liebert Mini-Mate2

Product Option Availability

		Capacity (Tons)					
		1	1.5	2	3	5	8
System Types	Chilled Water (rated @ 300 psi static pressure)		•		•	•	
	Chilled Water (rated @ 400 psi static pressure)					•	•
	Self-Contained Air-Cooled	•	•				
	Self-Contained Water/Glycol-Cooled	•	•				
	Split System Air-Cooled w/Centrifugal Indoor Condensing Unit			•	•	•	•
	Split System Air-Cooled w/Outdoor High Ambient Prop Fan Condensing Unit			•	•	•	•
	Split System Air-Cooled w/Outdoor Prop Fan Condensing Unit	•	•	•	•	•	•
	Split System Air-Cooled w/Outdoor Quiet-Line Prop Fan Condensing Unit			•	•	•	•
	Split System Water/Glycol-Cooled (2- or 3-way Valve, 150 or 350 psi)	•	•	•	•	•	•
Factory Installed Options ¹	50 & 60 Hz voltages			•	•	•	•
	Canister Humidifier	•	•	•	•	•	•
	Chilled Water w/High Close-Off Pressure Valve				•		•
	Direct-Drive Motor/Two-Speed	•	•	•	•		
	Filter Clog Alarm					•	•
	High Temp Sensor (Firestat)	•	•	•	•	•	•
	Free-Cooling Coil (Cu or CuNi Versions)	•	•	•	•	•	•
	Hot Gas Reheat (self-contained systems only)	•	•				
	Hot Water Reheat			•	•	•	•
	Internal Disconnect Switch	•	•	•	•	•	•
	SCR Reheat	•	•	•	•	•	•
	Smoke Sensor	•	•	•	•	•	•
	Stainless Steel Electric Reheat	•	•	•	•	•	•
	R407C	•	•	•	•	•	•
High External Static Option			•	•	•	•	
Ship Loose Accessories ¹	15' or 30' Refrigerant Line Sets (R22 only)	•	•	•	•	•	•
	Condensate Pump Kit	•	•	•	•	•	•
	Duct Kit	•	•	•	•	•	•
	Filter Box	•	•	•	•	•	•
	Remote Sensors	•	•	•	•	•	•
	Single Point Power Kit	•	•	•	•	•	•
	Supply & Return Grille/Plenum	•	•	•	•	•	•
Monitoring ²	Liebert Controller	•	•	•		•	•
	Liebert Liqui-tect 410 Point Detection Leak Detection Sensor	•	•	•	•	•	•
	Liebert LT460-K Zone Leak Detection Kits	•	•	•	•	•	•
	Liebert IntelliSlot Web/485 Card ADPT	•	•	•	•	•	•
	Liebert ENV-DO Environmental Interface Card	•	•	•	•	•	•
	Liebert AC8 Controller	•	•	•	•	•	•
	Liebert RCM4 Four-Point Dry Contact Monitor	•	•	•	•	•	•
	Liebert Universal Monitor Remote Dry Contact Monitor	•	•	•	•	•	•
	Liebert Site Scan Monitoring	•	•	•	•	•	•

Single-Point Power Kit

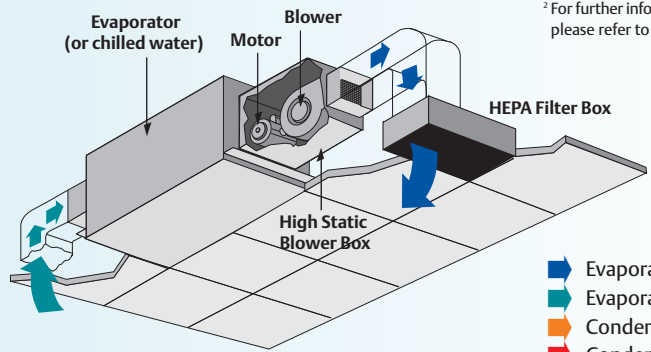
8-ton Configuration Shown



Field installed single-point power kit simplifies connection and installation.

High Static Pressure Option

2-3 Ton Shown

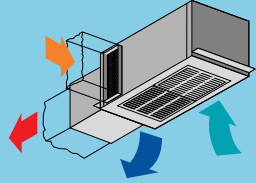
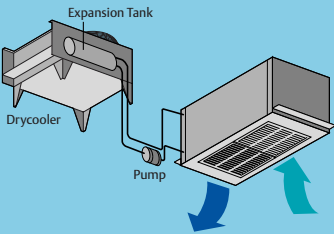
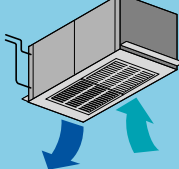
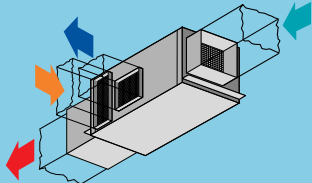
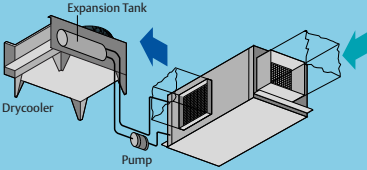
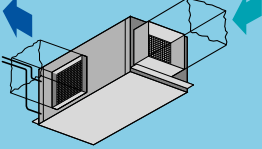
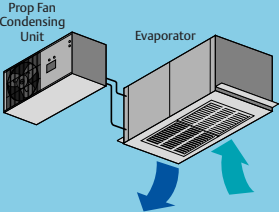
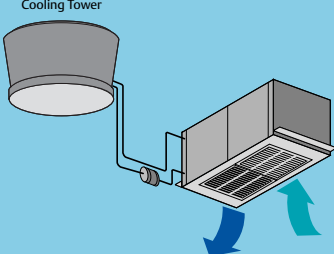
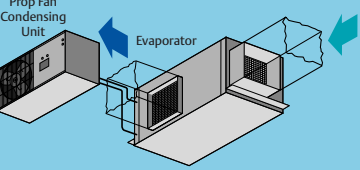
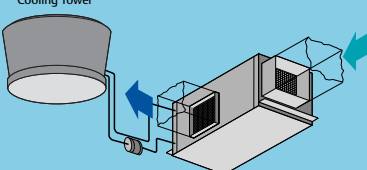






¹ Some option/accessory combinations are not available.

² For further information, please refer to www.liebert.com

- ➡ Evaporator Supply
- ➡ Evaporator Return
- ➡ Condenser Return
- ➡ Condenser Supply

1 And 1-1/2 Ton Systems

Air-Cooled	Water/Glycol	Chilled-Water
 <p>Self-Contained Air-Cooled with Grille</p>	 <p>Self-Contained Glycol System with Grille</p>	 <p>Chilled-Water with Grille</p>
 <p>Self-Contained Air-Cooled Ducted Optional Filter Box, Duct Connection Available</p>	 <p>Self-Contained Glycol System Ducted Optional Filter Box, Duct Connection Available</p>	 <p>Chilled-Water Ducted Optional Filter Box, Duct Connection Available</p>
 <p>Split System with Grille</p>	 <p>Self-Contained Water-Cooled with Grille</p>	
 <p>Split System Ducted Optional Filter Box, Duct Connection Available</p>	 <p>Self-Contained Water-Cooled Ducted Optional Filter Box, Duct Connection Available</p>	<ul style="list-style-type: none">  Evaporator Supply  Evaporator Return  Condenser Return  Condenser Supply

Specifications

1 And 1-1/2 Ton Systems

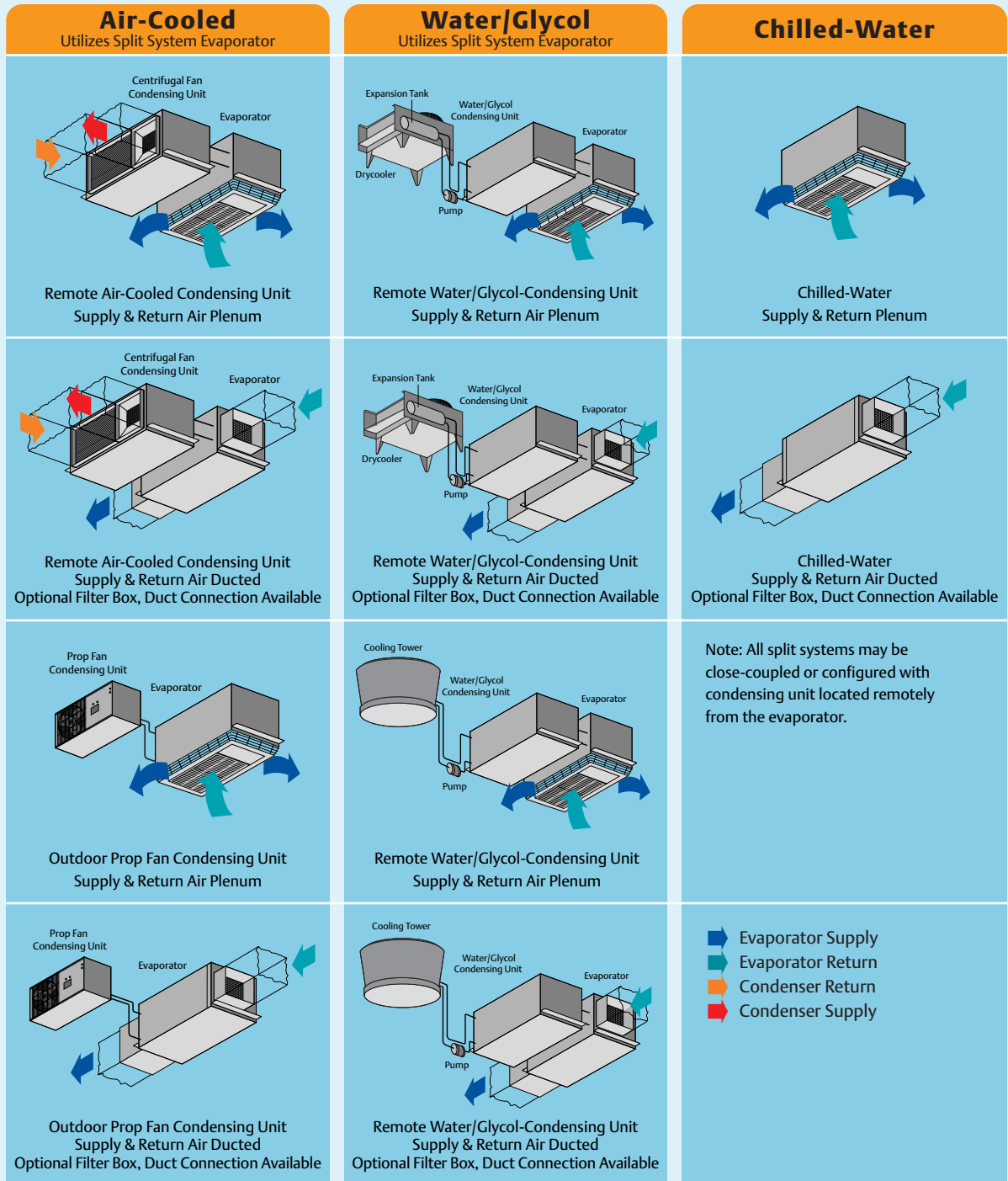
		60 HZ				50 HZ			
		AIR COOLED SYSTEM							
		with Outdoor Condensing Unit Split System		with Centrifugal Condensing Unit Self-Contained		with Outdoor Condensing Unit Split System		with Centrifugal Condensing Unit Self-Contained	
		1 Ton	1.5 Tons	1 Ton	1.5 Tons	1 Ton	1.5 Tons	1 Ton	1.5 Tons
Evaporator		MMD12E	MMD18E	MMD12A	MMD18A	MMD11E	MMD17E	MMD11A	MMD17A
Condensing Unit		PFH014A	PFH020A	MM2CF	MM2CF	PFH013A	PFH019A	MM2CF	MM2CF
Net Capacity Data* BTUH (kW) High Fan Speed									
80 F (27.7) DB	Total	14,100 (4.1)	19,800 (5.8)	13,300 (3.9)	19,300 (5.7)	14,400 (4.2)	21,200 (4.2)	13,400 (3.9)	20,800 (6.1)
50% RH	Sensible	11,600 (3.4)	15,500 (4.5)	11,300 (3.3)	15,300 (4.5)	11,700 (3.4)	16,000 (4.7)	11,300 (3.3)	15,900 (4.7)
75 F (23.9 C) DB	Total	13,000 (3.8)	18,400 (5.4)	12,300 (3.6)	18,000 (5.3)	13,300 (3.9)	19,800 (5.8)	12,400 (3.6)	19,500 (5.7)
50% RH	Sensible	11,200 (3.3)	15,000 (4.4)	10,900 (3.2)	14,900 (4.4)	11,300 (3.3)	15,600 (4.6)	10,900 (3.2)	15,500 (4.5)
72 F (22.2 C) DB	Total	12,400 (3.6)	17,700 (5.2)	11,800 (3.5)	17,300 (5.1)	12,700 (3.7)	19,000 (5.6)	11,900 (3.5)	18,700 (5.5)
50% RH	Sensible	10,900 (3.2)	14,800 (4.3)	10,600 (3.1)	14,600 (4.3)	11,000 (3.2)	15,300 (4.5)	10,700 (3.1)	15,200 (4.5)
Net Capacity Data* BTUH (kW) Low Fan Speed									
80 F (26.7) DB	Total	14,000 (4.1)	19,300 (5.7)	13,300 (3.9)	18,800 (5.5)	14,300 (4.2)	20,600 (6.0)	13,400 (3.9)	20,300 (5.9)
50% RH	Sensible	10,500 (3.1)	13,800 (4.0)	10,200 (3.0)	13,700 (4.0)	10,600 (3.1)	14,400 (4.2)	10,200 (3.0)	14,200 (4.2)
75 F (23.9 C) DB	Total	12,900 (3.8)	18,000 (5.3)	12,300 (3.6)	17,700 (5.2)	13,200 (3.9)	19,200 (5.6)	12,400 (3.6)	18,900 (5.5)
50% RH	Sensible	10,100 (3.0)	13,500 (4.0)	9,900 (2.9)	13,400 (3.9)	10,200 (3.0)	14,000 (4.1)	9,900 (2.9)	13,900 (4.1)
72 F (22.2 C) DB	Total	12,300 (3.6)	17,200 (5.0)	11,800 (3.5)	16,900 (5.0)	12,600 (3.7)	18,400 (5.4)	11,900 (3.5)	18,200 (5.3)
50% RH	Sensible	9,900 (2.9)	13,300 (3.9)	9,700 (2.8)	13,100 (3.8)	10,000 (2.9)	13,800 (4.0)	9,700 (2.8)	14,200 (4.2)

		60 HZ				50 HZ			
		WATER COOLED		GLYCOL COOLED		WATER COOLED		GLYCOL COOLED	
		Self-Contained		Self-Contained		Self-Contained		Self-Contained	
		1 Ton	1.5 Tons	1 Ton	1.5 Tons	1 Ton	1.5 Tons	1 Ton	1.5 Tons
Evaporator		MMD14W	MMD20W	MMD14W	MMD20W	MMD13W	MMD19W	MMD13W	MMD19W
Net Capacity Data* BTUH (kW) High Fan Speed									
80F (26.7) DB	Total	15,000 (4.4)	22,000 (6.4)	13,700 (4.0)	19,900 (5.8)	15,000 (4.4)	23,000 (6.7)	13,900 (4.1)	21,300 (6.2)
50% RH	Sensible	12,500 (3.7)	16,600 (4.9)	12,000 (3.5)	15,800 (4.6)	12,400 (3.6)	15,500 (4.5)	12,000 (3.5)	16,400 (4.8)
75 F (23.9 C) DB	Total	13,900 (4.1)	20,500 (6.0)	12,800 (3.8)	18,600 (5.4)	13,900 (4.1)	21,300 (6.2)	12,900 (3.8)	20,000 (5.9)
50% RH	Sensible	12,000 (3.5)	16,100 (4.7)	11,600 (3.4)	15,400 (4.5)	12,000 (3.5)	15,100 (4.4)	11,600 (3.4)	15,900 (4.7)
72 F (22.2 C) DB	Total	13,300 (3.9)	19,600 (5.7)	12,300 (3.6)	17,900 (5.2)	13,300 (3.9)	20,400 (5.6)	12,400 (3.6)	19,200 (5.6)
50% RH	Sensible	11,800 (3.5)	15,800 (4.6)	11,400 (3.3)	15,100 (4.4)	11,800 (3.5)	14,900 (4.4)	11,400 (3.3)	15,700 (4.6)
Net Capacity Data* BTUH (kW) Low Fan Speed									
80 F (26.7) DB	Total	14,600 (4.3)	21,100 (6.2)	13,400 (3.9)	18,900 (5.5)	14,500 (4.2)	23,900 (7.0)	13,500 (4.0)	20,700 (6.1)
50% RH	Sensible	11,000 (3.2)	14,800 (4.3)	10,500 (3.1)	13,900 (4.1)	11,000 (3.2)	17,300 (5.1)	10,600 (3.1)	14,600 (4.3)
75 F (23.9 C) DB	Total	13,500 (4.0)	19,700 (5.8)	12,500 (3.7)	17,800 (5.2)	13,500 (4.0)	22,200 (6.5)	12,600 (3.7)	19,300 (5.7)
50% RH	Sensible	10,700 (3.1)	14,400 (4.2)	10,200 (3.0)	13,600 (4.0)	10,600 (3.1)	16,900 (5.0)	10,300 (3.0)	14,300 (4.2)
72 F (22.2 C) DB	Total	12,900 (3.8)	18,900 (5.5)	12,000 (3.5)	17,100 (5.0)	12,900 (3.8)	21,200 (6.2)	12,100 (3.5)	18,600 (5.4)
50% RH	Sensible	10,400 (3.0)	14,200 (4.2)	10,000 (2.9)	13,400 (3.9)	10,400 (3.0)	16,500 (4.8)	10,100 (3.0)	14,000 (4.1)

		60 HZ		50 HZ	
		CHILLED WATER			
		Self-Contained		Self-Contained	
		1.5 Tons		1.5 Tons	
Evaporator		MMD23C		MMD22C	
Capacity Data BTUH (kW) High Fan Speed					
80 F (26.7) DB	Total	21,800 (6.4)		21,800 (6.4)	
50% RH	Sensible	16,000 (4.7)		16,000 (4.7)	
75 F (23.9 C) DB	Total	14,300 (4.2)		14,300 (4.2)	
50% RH	Sensible	13,100 (3.8)		13,100 (3.8)	
72 F (22.2 C) DB	Total	11,000 (3.2)		11,000 (3.2)	
50% RH	Sensible	11,000 (3.2)		11,000 (3.2)	
Capacity Data BTUH (kW) Low Fan Speed					
80 F (26.7) DB	Total	17,100 (5.2)		17,100 (5.2)	
50% RH	Sensible	12,800 (3.7)		12,800 (3.7)	
75 F (23.9 C) DB	Total	11,300 (3.1)		11,300 (3.1)	
50% RH	Sensible	10,300 (3.0)		10,300 (3.0)	
72 F (22.2 C) DB	Total	8,500 (2.5)		8,500 (2.5)	
50% RH	Sensible	8,500 (2.5)		8,500 (2.5)	

*The net capacity data has fan motor heat factored in for all ratings and the entering air condition of 72° F (22.2° C), 50% RH is the standard rating condition of ASHRAE 127-2001

2 And 3 Ton Systems



Specifications

2 And 3 Ton Split Systems

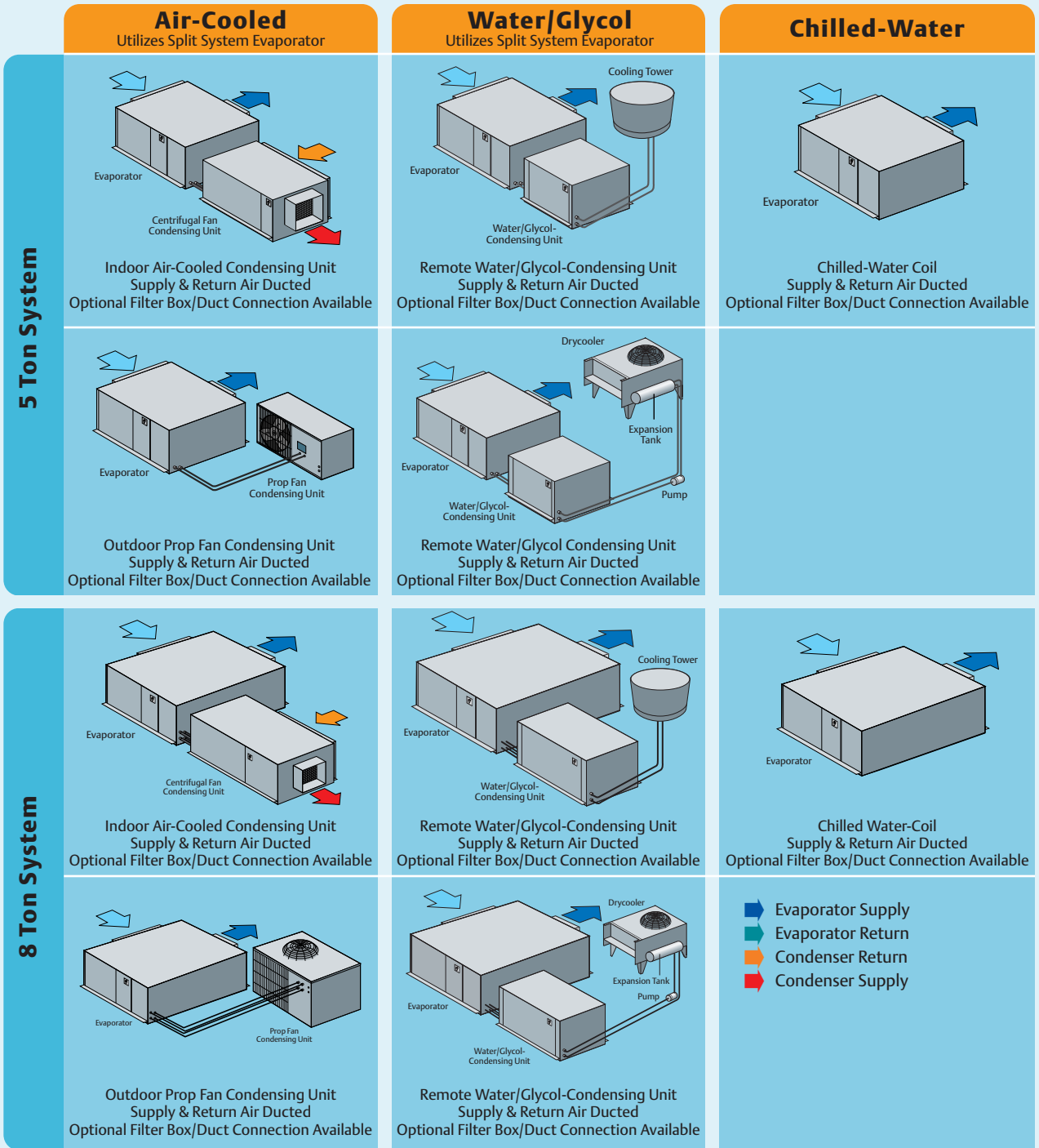
		60 HZ				50 HZ			
		AIR COOLED SYSTEM							
		with Outdoor Condensing Unit		with Centrifugal Condensing Unit		with Outdoor Condensing Unit		with Centrifugal Condensing Unit	
Evaporator		2 Tons	3 Tons	2 Tons	3 Tons	2 Tons	3 Tons	2 Tons	3 Tons
Condensing Unit		MMD24E	MMD36E	MMD24E	MMD36E	MMD23E	MMD35E	MMD23E	MMD35E
		PFH027A	PFH037A	MCD24A	MCD36A	PFH026A	PFH036A	MCD23A	MCD35A
Net Capacity Data* BTUH (kW) High Fan Speed									
80 F (26.7 C) DB	Total	25,600 (7.5)	36,900 (10.8)	24,200 (7.1)	34,100 (10.0)	23,800 (7.0)	34,500 (10.1)	22,700 (6.7)	31,800 (9.3)
50% RH	Sensible	20,900 (6.1)	26,600 (7.8)	20,300 (5.9)	28,300 (8.3)	20,200 (5.9)	28,400 (8.3)	19,800 (5.8)	27,400 (8.0)
75 F (23.9 C) DB	Total	23,800 (7.0)	34,200 (10.0)	22,400 (6.6)	31,700 (9.3)	22,100 (6.5)	32,100 (9.4)	21,000 (6.2)	29,600 (8.7)
50% RH	Sensible	20,100 (5.9)	25,700 (7.5)	19,500 (5.7)	27,200 (8.0)	19,400 (5.7)	27,400 (8.0)	19,000 (5.6)	26,400 (7.7)
72 F (22.2 C) DB	Total	22,900 (6.7)	32,900 (9.6)	21,400 (6.3)	30,400 (8.9)	21,200 (6.2)	30,800 (9.0)	20,100 (5.9)	28,300 (8.3)
50% RH	Sensible	19,700 (5.8)	25,200 (7.4)	19,100 (5.6)	26,500 (7.8)	19,000 (5.6)	26,700 (7.8)	18,500 (5.4)	25,700 (7.5)
Net Capacity Data* BTUH (kW) Low Fan Speed									
80 F (26.7 C) DB	Total	25,500 (7.5)	36,900 (10.8)	24,000 (7.0)	33,600 (9.8)	23,700 (6.9)	34,000 (10.0)	22,600 (6.6)	31,500 (9.2)
50% RH	Sensible	19,800 (5.8)	26,600 (7.8)	19,300 (5.7)	25,300 (7.4)	19,100 (5.6)	25,400 (7.4)	18,700 (5.5)	24,400 (7.1)
75 F (23.9 C) DB	Total	23,800 (7.0)	34,200 (10.0)	22,300 (6.5)	31,300 (9.2)	22,000 (6.4)	31,700 (9.3)	20,900 (6.1)	29,300 (8.6)
50% RH	Sensible	19,200 (5.6)	25,700 (7.5)	18,500 (5.4)	24,300 (7.1)	18,400 (5.4)	24,600 (7.2)	18,000 (5.3)	23,600 (6.9)
72 F (22.2 C) DB	Total	22,700 (6.7)	32,900 (9.6)	21,300 (6.2)	29,900 (8.8)	21,100 (6.2)	30,400 (8.9)	20,000 (5.9)	28,000 (8.2)
50% RH	Sensible	18,700 (5.5)	25,200 (7.4)	18,100 (5.3)	23,900 (7.0)	18,000 (5.3)	24,100 (7.1)	17,500 (5.1)	23,100 (6.8)

		60 HZ				50 HZ			
		WATER COOLED		GLYCOL COOLED		WATER COOLED		GLYCOL COOLED	
Evaporator		2 Tons	3 Tons	2 Tons	3 Tons	2 Tons	3 Tons	2 Tons	3 Tons
Condensing Unit		MMD24E	MMD36E	MMD24E	MMD36E	MMD23E	MMD35E	MMD23E	MMD35E
		MCD26W	MCD38W	MCD26W	MCD38W	MCD25W	MCD37W	MCD25W	MCD37W
Net Capacity Data* BTUH (kW) High Fan Speed									
80 F (26.7 C) DB	Total	26,600 (7.8)	38,400 (11.3)	23,000 (6.7)	35,200 (10.3)	24,900 (7.3)	35,700 (10.5)	21,300 (6.2)	32,600 (9.6)
50% RH	Sensible	21,300 (6.2)	29,900 (8.8)	19,900 (5.8)	28,700 (8.4)	20,600 (6.0)	28,900 (8.5)	19,300 (5.7)	27,700 (8.1)
75 F (23.9 C) DB	Total	24,600 (7.2)	35,600 (10.4)	21,400 (6.3)	32,700 (9.6)	22,800 (6.7)	33,000 (9.7)	19,800 (5.8)	30,400 (8.9)
50% RH	Sensible	20,400 (6.0)	28,800 (8.4)	19,100 (5.6)	27,600 (8.1)	19,700 (5.8)	27,700 (8.1)	18,500 (5.4)	26,700 (7.8)
72 F (22.2 C) DB	Total	23,400 (6.9)	33,900 (9.9)	20,500 (6.0)	31,300 (9.2)	21,800 (6.4)	31,500 (9.2)	18,700 (5.5)	29,100 (8.5)
50% RH	Sensible	19,900 (5.8)	28,100 (8.2)	18,700 (5.5)	27,000 (7.9)	19,200 (5.6)	27,100 (7.9)	18,700 (5.5)	26,000 (7.6)
Net Capacity Data* BTUH (kW) Low Fan Speed									
80 F (26.7 C) DB	Total	26,200 (7.7)	37,400 (11.0)	22,700 (6.7)	34,200 (10.0)	24,500 (7.2)	34,600 (10.1)	21,100 (6.2)	31,800 (9.3)
50% RH	Sensible	20,100 (5.9)	26,700 (7.8)	18,800 (5.5)	25,500 (7.5)	19,500 (5.7)	25,700 (7.5)	18,200 (5.3)	24,600 (7.2)
75 F (23.9 C) DB	Total	24,200 (7.1)	34,400 (10.1)	21,100 (6.2)	31,800 (9.3)	22,600 (6.6)	32,000 (9.4)	19,600 (5.7)	29,600 (8.7)
50% RH	Sensible	19,400 (5.7)	25,800 (7.6)	18,100 (5.3)	24,700 (7.2)	18,700 (5.5)	24,800 (7.3)	17,500 (5.1)	23,700 (6.9)
72 F (22.2 C) DB	Total	23,000 (6.7)	32,900 (9.6)	20,300 (5.9)	30,500 (8.9)	21,500 (6.3)	30,600 (9.0)	18,800 (5.5)	28,300 (8.3)
50% RH	Sensible	18,900 (5.5)	25,200 (7.4)	17,700 (5.2)	24,100 (7.1)	18,200 (5.3)	24,200 (7.1)	17,000 (5.0)	23,200 (6.8)

		60 HZ	50 HZ
		CHILLED WATER	
Evaporator		3 Tons	3 Tons
Condensing Unit		MMD40C	MMD39C
Capacity Data BTUH (kW) High Fan Speed			
80 F (26.7 C) DB	Total	49,200 (14.4)	49,200 (14.4)
50% RH	Sensible	33,100 (9.7)	33,100 (9.7)
75 F (23.9 C) DB	Total	33,900 (9.9)	33,900 (9.9)
50% RH	Sensible	27,800 (8.1)	27,800 (8.1)
72 F (22.2 C) DB	Total	27,100 (7.9)	27,100 (7.9)
50% RH	Sensible	24,900 (7.3)	24,900 (7.3)
Capacity Data BTUH (kW) Low Fan Speed			
80 F (26.7 C) DB	Total	40,700 (11.9)	40,700 (11.9)
50% RH	Sensible	26,900 (7.9)	26,900 (7.9)
75 F (23.9 C) DB	Total	27,700 (8.1)	27,700 (8.1)
50% RH	Sensible	22,300 (6.5)	22,300 (6.5)
72 F (22.2 C) DB	Total	21,700 (6.4)	21,700 (6.4)
50% RH	Sensible	19,800 (5.8)	19,800 (5.8)

*The net capacity data has fan motor heat factored in for all ratings and the entering air condition of 72° F (22.2° C), 50% RH is the standard rating condition of ASHRAE 127-2001

5 And 8 Ton Systems



Specifications

5 And 8 Ton Split Systems

		60 Hz			50 Hz		
		AIR COOLED SYSTEM					
Evaporator Condensing Unit		w/Outdoor Condensing Unit 5 Tons MMD60E PFH067A	w/Centrifugal Condensing Unit 5 Tons MMD60E MCD65A	w/Outdoor Condensing Unit 5 Tons MMD59E PFH066A	w/Centrifugal Condensing Unit 5 Tons MMD59E MCD64A		
Net Capacity Data* -BTUH (kW)							
80 F (26.7 C) DB	Total	65,000 (19.0)	66,200 (19.4)	65,400 (19.2)	65,500 (19.2)		
50% RH	Sensible	54,400 (15.9)	54,800 (16.1)	54,800 (16.1)	54,800 (16.1)		
75 F (23.9 C) DB	Total	60,500 (17.7)	61,800 (18.1)	60,000 (17.6)	61,000 (17.9)		
50% RH	Sensible	52,600 (15.4)	53,100 (15.6)	52,600 (15.4)	53,000 (15.5)		
72 F (22.2 C) DB	Total	58,100 (17.0)	59,400 (17.4)	57,200 (16.8)	58,600 (17.2)		
50% RH	Sensible	51,500 (15.1)	52,100 (15.3)	51,300 (15.0)	51,900 (15.2)		
Evaporator Condensing Unit		WATER COOLED 5 Tons MMD60E MCD69W	GLYCOL COOLED 5 Tons MMD60E MCD69W	CHILLED WATER 5 Tons MMD92C	WATER COOLED 5 Tons MMD59E MCD68W	GLYCOL COOLED 5 Tons MMD59E MCD68W	CHILLED WATER 5 Tons MMD91C
Net Capacity Data* -BTUH (kW)							
80 F (26.7 C) DB	Total	70,800 (20.7)	63,400 (18.6)	94,000 (27.5)	70,000 (20.5)	62,000 (18.2)	94,000 (27.5)
50% RH	Sensible	56,900 (16.7)	54,200 (15.9)	64,000 (18.8)	56,600 (16.6)	53,700 (15.7)	64,000 (18.8)
75 F (23.9 C) DB	Total	66,100 (19.4)	59,300 (17.4)	62,900 (18.4)	65,100 (19.1)	57,900 (17.0)	62,900 (18.4)
50% RH	Sensible	55,200 (16.2)	52,500 (15.4)	53,300 (15.6)	54,800 (16.1)	51,900 (15.2)	53,300 (15.6)
72 F (22.2 C) DB	Total	63,300 (18.5)	57,000 (16.7)	51,300 (15.0)	62,200 (18.2)	55,700 (16.3)	51,300 (15.0)
50% RH	Sensible	54,100 (15.9)	51,400 (15.1)	48,300 (14.2)	53,600 (15.7)	50,900 (14.9)	48,300 (14.2)

		60 Hz			50 Hz		
		AIR COOLED SYSTEM					
Evaporator Condensing Unit		w/Outdoor Condensing Unit 8 Tons MMD96E PFH096A	w/Centrifugal Condensing Unit 8 Tons MMD96E MCD96A	w/Outdoor Condensing Unit 8 Tons MMD95E PFH095A	w/Centrifugal Condensing Unit 8 Tons MMD95E MCD95A		
Net Capacity Data* -BTUH (kW)							
80 F (26.7 C) DB	Total	100,200 (29.4)	95,900 (28.1)	96,700 (28.3)	93,800 (27.5)		
50% RH	Sensible	80,500 (23.6)	79,400 (23.3)	79,300 (23.2)	78,300 (22.9)		
75 F (23.9 C) DB	Total	93,100 (27.3)	89,500 (26.2)	90,200 (26.4)	87,400 (25.6)		
50% RH	Sensible	78,600 (23.0)	77,000 (22.6)	77,400 (22.7)	76,200 (22.3)		
72 F (22.2 C) DB	Total	89,200 (26.1)	86,800 (25.4)	86,200 (25.3)	83,600 (24.5)		
50% RH	Sensible	77,200 (22.6)	76,500 (22.4)	75,900 (22.2)	74,900 (21.9)		
Evaporator Condensing Unit		WATER COOLED 8 Tons MMD96E MCD98W	GLYCOL COOLED 8 Tons MMD96E MCD98W	CHILLED WATER 8 Tons MMD8TC	WATER COOLED 8 Tons MMD95E MCD97W	GLYCOL COOLED 8 Tons MMD95E MCD97W	CHILLED WATER 8 Tons MMD8TC
Net Capacity Data* -BTUH (kW)							
80 F (26.7 C) DB	Total	105,000 (30.8)	93,000 (27.2)	145,600 (42.7)	101,100 (29.6)	89,600 (26.3)	145,600 (42.7)
50% RH	Sensible	83,300 (24.4)	77,500 (22.7)	98,300 (28.8)	81,000 (23.7)	76,500 (22.4)	98,300 (28.8)
75 F (23.9 C) DB	Total	97,400 (28.5)	86,400 (25.3)	96,900 (28.4)	93,600 (27.4)	84,500 (24.8)	96,900 (28.4)
50% RH	Sensible	81,300 (23.8)	75,000 (22.0)	81,400 (23.8)	78,700 (23.1)	75,600 (22.2)	81,400 (23.8)
72 F (22.2 C) DB	Total	93,200 (27.3)	84,100 (24.6)	80,200 (23.5)	89,400 (26.2)	81,100 (23.8)	80,200 (23.5)
50% RH	Sensible	79,000 (23.1)	75,300 (22.1)	74,300 (21.8)	77,100 (22.6)	73,900 (21.7)	74,300 (21.8)

*The net capacity data has fan motor heat factored in for all ratings and the entering air condition of 72° F (22.2 °C), 50% RH is the standard rating condition of ASHRAE 127-2001

Ensuring The High Availability Of Mission-Critical Data And Applications.

Emerson Network Power, the global leader in enabling business-critical continuity, ensures network resiliency and adaptability through a family of technologies – including Liebert power and cooling technologies – that protect and support business-critical systems. Liebert solutions employ an adaptive architecture that responds to changes in criticality, density and capacity. Enterprises benefit from greater IT system availability, operational flexibility, and reduced capital equipment and operating costs.

Liebert Corporation

1050 Dearborn Drive
P.O. Box 29186
Columbus, Ohio 43229
800 877 9222 Phone (U.S. & Canada Only)
614 888 0246 Phone (Outside U.S.)
614 841 6022 FAX

Via Leonardo Da Vinci 8
Zona Industriale Tognana
35028 Piove Di Sacco (PD)
Italy
39 049 9719 111 Phone
39 049 5841 257 FAX

Emerson Network Power Asia Pacific
7/F., Dah Sing Financial Centre
108 Gloucester Rd, Wanchai
Hong Kong
852 25722201 Phone
852 28029250 FAX

liebert.com

24 x 7 Tech Support

800 222 5877 Phone
614 841 6755 (outside U.S.)

While every precaution has been taken to ensure accuracy and completeness in this literature, Liebert Corporation assumes no responsibility, and disclaims all liability for damages resulting from use of this information or for any errors or omissions.

© 2007 Liebert Corporation. All rights reserved throughout the world. Specifications subject to change without notice.

All names referred to are trademarks or registered trademarks of their respective owners.

® Liebert and the Liebert logo are registered trademarks of the Liebert Corporation.

SL-10500 (R12/07) Printed in USA

Emerson Network Power.

The global leader in enabling *Business-Critical Continuity™*.

- AC Power
- Embedded Computing
- Outside Plant
- Racks & Integrated Cabinets
- Connectivity
- Embedded Power
- Power Switching & Controls
- Services
- DC Power
- Monitoring
- Precision Cooling
- Surge Protection

Business-Critical Continuity, Emerson Network Power and the Emerson Network Power logo are trademarks and service marks of Emerson Electric Co.
©2007 Emerson Electric Co.