

# Battery Charger User Guide

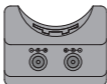
MODEL SSP 2245

For recharging of the Plantronics battery used on models CA10CD, CA10, CT10, and Avaya LKA10. (Battery PN 46365)

Charger  
front view



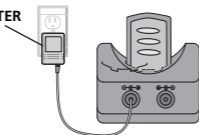
Charger  
rear view



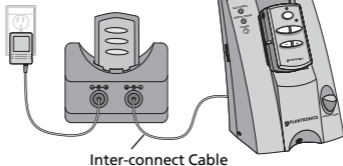
## CONNECTION CONFIGURATIONS

AC ADAPTER

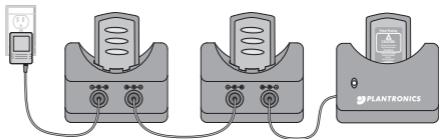
1. Stand  
Alone



2. Connected  
to CA10CD



3. Daisy  
Chained  
(maximum  
is 3)



## FEATURES

- Recharges Plantronics batteries (PN 46365) in 4 hours
- Supplied with AC Adapter (same as on CA10CD) and DC Inter-connect cable
- Green LED Indicator: when illuminated, indicates the battery is properly installed and charger is operating

**⚠ CAUTION:** To reduce the risk of fire or injury to persons, read and follow these instructions.

- Recharge only the battery pack specified.
- Do not dispose of battery pack in a fire. The cells may explode. Check with local codes for possible disposal instructions.
- Do not open or mutilate battery pack. Released electrolyte is corrosive and may cause damage to eyes or skin and may be toxic if swallowed.
- Exercise care in handling the battery pack in order not to “short” the battery contacts with conducting materials such as rings, bracelets, and keys. The battery or conductor may overheat and cause burns.

## LIMITED WARRANTY

### What does this warranty cover?

This warranty covers any defects in workmanship or materials in this product purchased in the U.S. or Canada. For warranty information in other countries, contact your local distributor.

### How long does the coverage last?

This warranty runs for one year from the date of purchase.

**Call Plantronics at 800-544-4660 x5538  
or visit our website [www.plantronics.com](http://www.plantronics.com)**