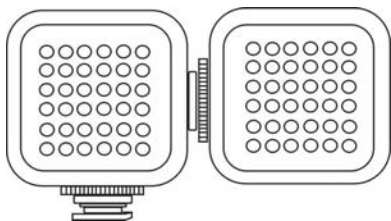


Multi-light Array

Multiple SL-20IR units can be assembled into a multi-light array by connecting them together using our patent-pending interlocking design. There is no limit to the number of units that can be interlocked.

To connect two units, simply slide the shoe of one SL-20IR into the mounting slot on the side or top of the other unit as shown below. Tighten the adjustable nut to secure the unit.

Note: lights do not provide power to one another. Each light must be charged and switched ON/OFF individually.



Video bracket

To use the video bracket (included):

1. Attach the video bracket to the bottom of your camcorder by screwing the nut into the threaded mounting hole. Do not over-tighten.
2. Position the bracket where desired. *Tip: to avoid blocking the light with the camcorder's viewing screen, angle the bracket forward to a position where the light is across from the lens.*
3. Attach the SL-20IR to the shoe mount on the video bracket. Adjust as needed.

This package includes:

- 1- SL-20IR video light
- 1 - AC adapter
- 1 - video bracket
- 1 - user manual (this document)

90 Day Limited Warranty

Sima Products warrants this product against defects in materials and workmanship for a period of 90 days from the date of retail purchase. During the warranty period, the product will be repaired or replaced, at Sima's option. You can register your product online at www.simacorp.com

Conditions

Ship your unit, freight pre-paid, including reasonable proof of date and place of purchase and description of problem to:

**Attn: Customer Service
c/o Sima Products
Bldg. #5
140 Pennsylvania Ave.
Oakmont, PA 15139**

This warranty is void if any defects are caused by abuse, misuse, negligence or unauthorized repairs. All liability for incidental or consequential damages is specifically excluded. Some states do not allow the exclusion or limitation of incidental or consequential damages, so the above limitation or exclusion may not apply to you. This warranty gives you specific legal right and you may also have other rights which vary from state to state.



**Infrared LED Night Vision
Video Light for Digital
Cameras & Camcorders**



**Model SL-20IR
Light up the night**

Register online at www.simacorp.com

Introduction

The Sima LED Universal Video Light Model SL-20IR can be mounted on the universal accessory shoe of any camcorder or digital camera by sliding it into place and tightening the mounting screw. (If your camcorder does not have a shoe mount, the Sima Video Bracket included can provide a mounting platform.

Batteries:

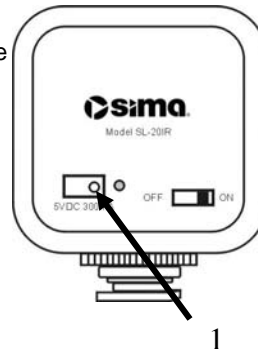
The SL-20IR comes with a rechargeable, non-replaceable Lithium ion battery. The battery comes pre-installed from the manufacturer. Prior to use, the battery must be charged 2.5 to 3 hrs. **Note:** use only the supplied AC adapter/charger to charge the battery.

Because of its long lifetime the Lithium ion battery in this unit does not need to be replaced.

To charge the batteries:

1. Insert the jack on the power cord into the power input jack on the rear of the SL-20IR (Fig. 1).
2. Plug AC transformer into a standard 120 VAC wall outlet. The red LED indicator light, beside the power jack, will turn on.
3. The battery must charge 2.5 to 3 hours before it is fully charged. *Note: indicator light will turn green when charging is complete.*
4. A fully charged battery will provide 45 to 60 minutes of run time.

Note: Light does not work with AC adapter plugged in unit's power jack.

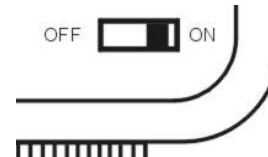


Special Notes:

- Be sure to set your camera or camcorder to "night vision" mode so it can "see" the IR light source.
- When using multiple lights, each light must be charged individually.
- The lens has been frosted to diffuse light evenly and eliminate hot spots.
- Light does not work with AC adapter plugged in unit's power jack.
- Universal shoe mount located on the side of the unit can be used to attach accessories with a universal shoe.

Operation:

Turn light on or off by sliding the ON/OFF switch to the desired position as shown below



Specifications:

LEDs: 36 high intensity, IR 850nm

Power: Lithium ion

Run Time: 45 to 60 Minutes depending on battery usage.

Charge Time: 3hrs for a full charge

Battery Type: 3.7V 730mA Li-ion

Charger: 120V AC input; 5V DC output

Weight: 2.5oz (with battery).

Size: 2.35" x 2.3" x 1"

Effective Range: 10' to 75'

© 2007 Sima Products Corporation
P/N 21772 Made in China

Printing instructions:

- Manual is to be printed two-sided in black ink on white paper.
- Size before folding is 4.25" x 11".
- Finished size (after folding) is 2.75" x 4.25".
- Manual is folded so that front cover with Sima logo and picture of SL-10L is showing.
- Manual is to be inserted inside package.