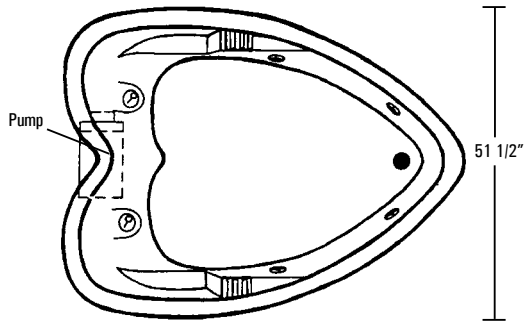


THE HEART

AQUATIC

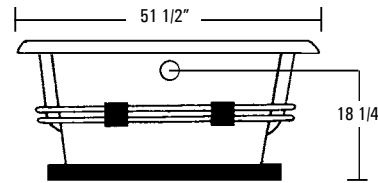
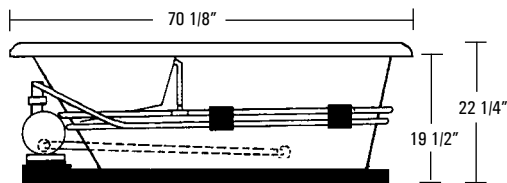

LUXURY SERIES MODEL # AI6648H



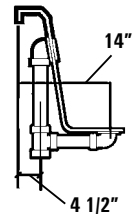
No alternate pump location available.



Two Person Bath



Rough-In Plumbing Measurements



SPECIFICATIONS:

GENERAL SPECIFICATIONS:

| | |
|---------------------|-----------------------------|
| Tub Size | 70 1/8" x 51 1/2" x 22 1/4" |
| | 178 cm x 131 cm x 57 cm |
| Bathing Well | 44" long |
| | 33" wide |
| | 20 3/4" interior depth |
| Shipping Weight | 190 lbs. / 86 kg |
| Tub Weight Filled | 927 lbs. / 420 kg |
| Gallons to Overflow | 95 gal. / 360 L |
| Gallons to Operate | 1 bather: 76 gal. / 288 L |
| | 2 bathers: 57 gal. / 216 L |

ELECTRICAL SPECIFICATIONS:

| | |
|-----------------|---|
| Pump | 1.75 HP; 12 AMP; 110V |
| Requirement | 15 AMP; 110V, separate circuit required protected w/ Class A GFCI |
| Optional Heater | 1.5 kW; 12.5 AMP; 110V |
| Requirement | 15 AMP; 110V, separate circuit required protected w/ Class A GFCI |

STANDARD EQUIPMENT:

- 6 Hydrotherapy Jets including:**
- 4 Full Size Pressure-Flo Hydrotherapy Jets
 - 2 Recessed Rotary Massage Jets
- Aquatic Quality Features:**
- 1.75 HP Run-Dry Pump with 20-Minute Timer
 - Bath-Side On/Off Electronic Button
 - "Quiet Pad" Anti-Vibration Pump Mount for Quiet Pump Operation
 - 2 Integrally Molded Safety Grasps
 - 2 Arm Rests
 - Slip Resistant Floor
 - Pre-leveled ABS Support Base
 - Heat-bent Rigid PVC Piping for Optimum Sanitary Conditions
 - Durable, Easy to Clean, Lucite® Cast Acrylic Surface
 - Available in 8 Standard No-Charge Colors
- UL & IAPMO Listed, Factory Tested**
- Limited Lifetime Warranty**

OPTIONAL EQUIPMENT:

- Chromatherapy LED Lighting
- Comfort Pillow - Oval or Rectangle
- Jet Finish
 - Chrome, Polished Brass, Gold, Polished Nickel or Satin Nickel
- 1.5 kW Inline Maintenance Heater
- Lift & Turn Waste and Overflow
 - Chrome, Polished Brass, Gold, Polished Nickel, Satin Nickel or Oil Rubbed Bronze
- Cable Drive Waste and Overflow
 - Chrome, Polished Brass, Gold, Polished Nickel, Satin Nickel, Oil Rubbed Bronze or Color Matched (Bone, White and Biscuit Only)
- 2 HP, 3-Speed Run-Dry Pump Upgrade
- Remote Pump Location
- Hand Held Jet - Chrome or Polished Brass
- Premium Colors

All acrylic colors featured by Aquatic match the industry's leading fixture manufacturers.

Fax-On-Demand
Document # 1041

