

BNC-26N Straight Connector

For 0.6/2.8 Cables



ADC's BNC connectors are the most reliable and universally accepted method of terminating coaxial cable in the market today. Outstanding electrical performance (up to 3 GHz) is achieved by unique design elements in the industry's truest 75 Ohm connector. Precision-molded insulators with locking gold-plated center conductors ensure true 75 Ohm characteristic impedance. Innovative features result in significant reduction of impedance mismatch throughout the network and improved transmission reliability in digital applications.

Features:

- True 75 ohm characteristic impedance through the entire connector
- Outstanding electrical performance to 3 GHz
- Tarnish-resistant, nickel-plated body and bayonet
- Gold-plated, locking center conductor
- Compatible with select competitive crimp tools and die sets
- Meets or exceeds all requirements in MIL-C39012 requirements
- Bulk packaging available

SPEC SHEET



www.adc.com • +1-952-938-8080 • 1-800-366-3891



BNC-26N Straight Connector for 0.6/2.8 Cables

Specifications

ELECTRICAL

Characteristic Impedance:	75 Ohm
Voltage Rating:	1000 Volts RMS
Insertion Loss:	< 0.6 dB 1 MHz to 1 GHz (measured with 1 meter of 728 cable)
Return Loss:	Better than 35 dB to 1 GHz; 30 dB to 2 GHz; 26 dB to 3 GHz
Contact Resistance:	0.30 Ohm maximum change post environmental
Insulation Resistance:	200 megaohms minimum change

MECHANICAL

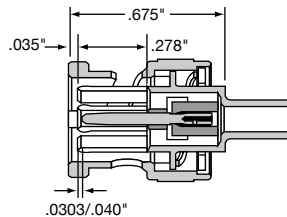
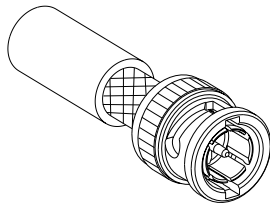
Mechanical Durability:	500 cycles minimum
Center Contact Retention:	6 lbs minimum
Coupling Mechanism:	100 lbs minimum
Cable Pulloff Force:	Dependent on cable size
Cable Bend and Twist:	500 cycles minimum
Force to Engage/Disengage:	Torque 2.5 in/lb maximum; longitudinal force 3 lbs maximum
Interface Dimension:	MIL-C-39012 75 Ohm interface

ENVIRONMENTAL

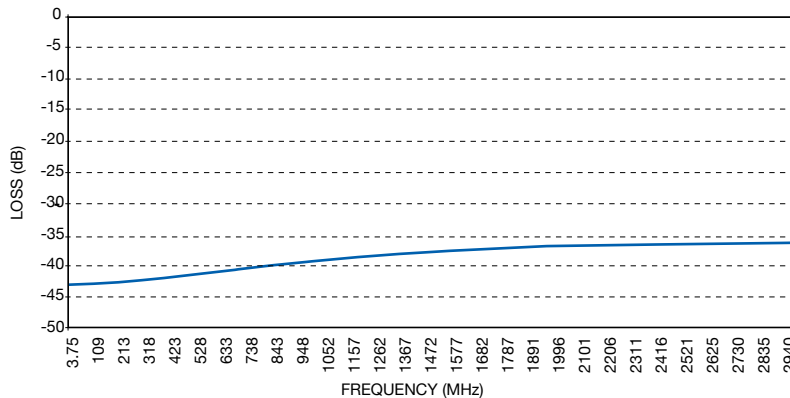
Thermal Shock:	-40 °C to 65 °C operating; -55 °C to 85 °C non-operating
Moisture Resistance:	0% to 95%; MIL-STD-202 Method 106
Corrosion (Salt Spray):	MIL-STD-202 Method 101, Test Condition B
Flammability:	UL94-VO rated (center conductor insulator)
Vibration:	MIL-STD-202 Method 201
Solvent Resistance:	MIL-STD-202 Method 215

FINISH

Body/Bayonet:	Tarnish-resistant electroless nickel plating
Center Conductor:	50 millionths inch gold plating MIL-G-45204 Type 1, Grade C, Class 1; requires 0.42" crimp station die



Typical Gated Return Loss



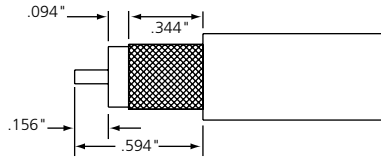
6/08 • 104347AE BNC-26N Straight Connector for 0.6/2.8 Cables



BNC-26N Straight Connector for 0.6/2.8 Cables

Specifications

STRIP DIMENSIONS/CUT LENGTH



CRIMP DIMENSIONS

Center Conductor: .042 (1.07 mm) Hex or 12-point
Crimp Sleeve: .197 (5.00 mm) Hex

TOOLING INFORMATION

Crimp Tool Frame: WT-3 or WT-2
Die Set: WD-3 or WD-4
Optional 12-Point Crimp Tool: WT-C12
Strip Tool: STC-13B

Ordering Information

Description	Catalog Number
Single-packed straight BNC connector with indicator notch for 0.6/2.8 cables	BNC-26N
Bulk 100-pack straight BNC connector with indicator notch for 0.6/2.8 cables; bulk packages shipped with extra pins and sleeves in molded plastic snap tray	BNC-26N-B

6/08 • 104347AE BNC-26N Straight Connector for 0.6/2.8 Cables

SPEC SHEET



Web Site: www.adc.com

From North America, Call Toll Free: 1-800-366-3891 • Outside of North America: +1-952-938-8080

Fax: +1-952-917-3237 • For a listing of ADC's global sales office locations, please refer to our Web site.

ADC Telecommunications, Inc., P.O. Box 1101, Minneapolis, Minnesota USA 55440-1101

Specifications published here are current as of the date of publication of this document. Because we are continuously improving our products, ADC reserves the right to change specifications without prior notice. At any time, you may verify product specifications by contacting our headquarters office in Minneapolis. ADC Telecommunications, Inc. views its patent portfolio as an important corporate asset and vigorously enforces its patents. Products or features contained herein may be covered by one or more U.S. or foreign patents. An Equal Opportunity Employer

104347AE 6/08 Revision © 2008, 2007 ADC Telecommunications, Inc. All Rights Reserved