
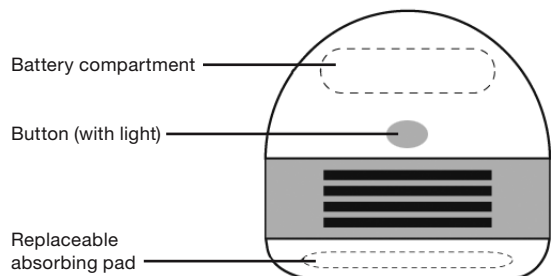
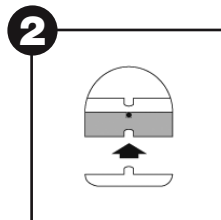


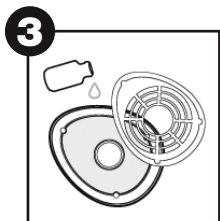
INSTRUCTIONS




1 Push release button to remove absorbing pad container.



2 Gently lift the cover.



3 Add 3-5 drops of your favorite essential oil on the replaceable absorbing pad.



4 Replace cover, then press button to switch on

POWER OPTIONS

To use batteries

- Push to open the battery compartment.
- Use 2 AA size batteries (not included) and insert. Close the battery compartment cover.

Remember

- Keep the battery compartment dry.

Warning

- Use only alkaline batteries.
- **DO NOT** mix old and new batteries.
- **DO NOT** mix alkaline, standard (carbon-zinc), or rechargeable (nickel cadmium) batteries.

Essential Oil usage

- Do not ingest.
- Keep away from eyes.
- Use only as directed.
- Do not inhale.

Cleaning and care

- Pad may be washed in warm soapy water and air dried. If replacement pads are needed, please call customer service at 1-800-3CONAIR
- Every few weeks wash the base and the plastic guard with warm soapy water. Rinse well and air dry completely. Not dishwasher safe.
- Fan component must not be immersed in water. Wipe outer surface with damp soft cloth.
- **DO NOT** clean fan area.
- Can be used with any essential oil.*

*Conair is not responsible for other manufacturer's essential oils.

Optional USB Connector

- Your "my aromatherapy" is designed with a USB outlet. (USB cord not included) If you wish to use a USB connector, plug end into jack at back of unit. Insert USB end into

proper USB port in your computer to power unit.

IMPORTANT SAFEGUARDS

WHEN USING ELECTRICAL PRODUCTS, ESPECIALLY WHEN CHILDREN ARE PRESENT, BASIC SAFETY PRECAUTIONS SHOULD ALWAYS BE FOLLOWED, INCLUDING THE FOLLOWING:

READ ALL INSTRUCTIONS BEFORE USING

CAUTION

- **DO NOT** put fingers or objects into fan.

DANGER – TO REDUCE RISK OF ELECTROCUTION

- **DO NOT** use while bathing or showering.
- **DO NOT** place or store appliance where it can fall or be pulled into a tub or sink.
- **DO NOT** place in or drop into water or other liquid.

WARNING – TO REDUCE THE RISK OF BURNS, ELECTROCUTION, FIRE OR INJURY TO PERSONS

- Close supervision is necessary when this appliance is used by, on or near children, or disabled persons.
- Use this appliance only for its intended use.
- **DO NOT** use attachments not recommended or provided with the unit.
- **NEVER** operate this appliance if it is not working properly, if it has been dropped or

damaged, or dropped into water.

- **NEVER** block the air openings of the appliance or place it on a soft surface, such as a bed or couch, where the air openings may be blocked. Keep air openings free of lint, hair, etc.
- **DO NOT** operate where aerosol (spray) products are being used or where oxygen is being administered.
- **DO NOT** operate under a blanket or pillow. Excessive heating can occur and cause fire, electrocution or injury to persons.

LIMITED ONE-YEAR WARRANTY

Conair will repair or replace, at our option, your appliance free of charge for 12 months from the date of purchase if the appliance is defective in workmanship or materials.

To obtain service under this warranty, return the defective product to the service center listed below, together with your sales slip and \$3.95 for postage and handling. In the absence of a receipt, the warranty period shall be 12 months from the date of manufacture.

ANY IMPLIED WARRANTIES, OBLIGATIONS, OR LIABILITIES, INCLUDING BUT NOT LIMITED TO THE IMPLIED WARRANTY OF MERCHANTABILITY AND FITNESS FOR A PARTICULAR PURPOSE, SHALL BE LIMITED IN DURATION TO THE 12-MONTH DURATION OF THIS WARRANTY.

IN NO EVENT SHALL CONAIR BE LIABLE FOR ANY SPECIAL, INCIDENTAL, OR CONSEQUENTIAL DAMAGES FOR BREACH OF THIS OR ANY OTHER WARRANTY EXPRESS OR IMPLIED, WHATSOEVER.

This warranty gives you specific legal rights, and you may also have other rights which vary from state to state.

©2008 CONAIR CONSUMER PRODUCTS INC.

Conair Corporation
Service Department
150 Milford Road
East Windsor, NJ 08526
1-800-326-6247

08NP113

IB-8434

my
aromatherapy
air revitalizer



Thank you for your purchase of the

CONAIR®

My Aromatherapy Air Revitalizer

USER GUIDE

Model AR04/AR04B

Please read instructions carefully before operating and keep them for future reference.