

# SECTION 6

---

---

## Panasonic Broadcast Mechanical Parts List

MODEL: **AK-HC1800N/G/MC**

---

---

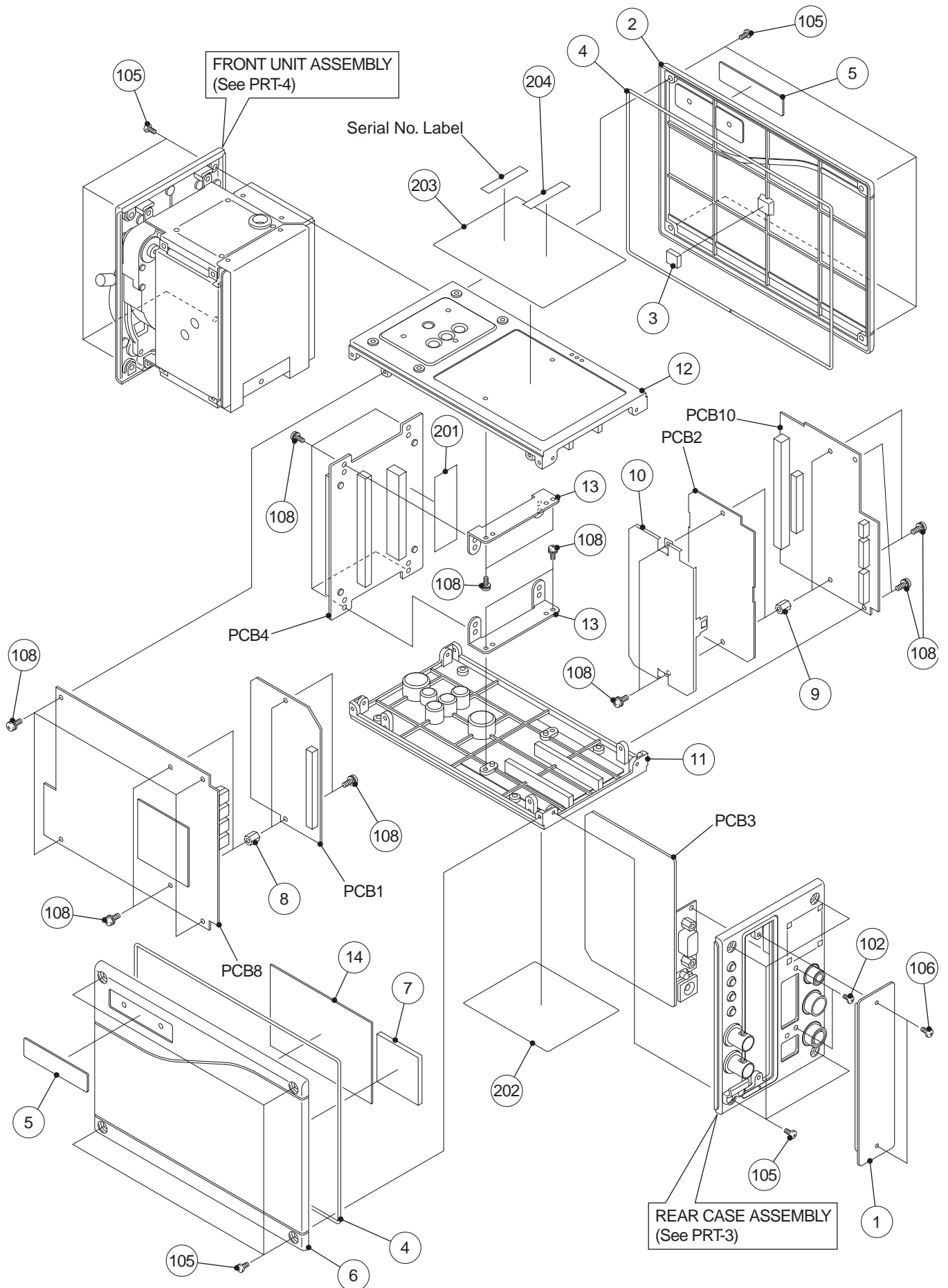
Note:

1. \*Be sure to make your orders of replacement parts according to this list.
2. Unless otherwise specified, all resistors are in OHMS, K=1,000 OHMS, all capacitors are in MICROFARADS ( $\mu$ F), P= $\mu$  $\mu$ F,
3. The P.C.Board unit marked with "■" shown below the main assembled parts.
4. The parts marked with (E) on the exploded view show the electric parts.
5. IMPORTANT SAFETY NOTICE  
Components identified with the mark  $\triangle$  have the special characteristics for safety. When replacing any of these components, use only the same type.
6. The marking (RTL) indicates the retention time is limited for this item.  
After the discontinuation of this assembly in production, it will no longer be available.
7. "M" in Remark column indicates needed in the periodical maintenance.

## CONTENTS

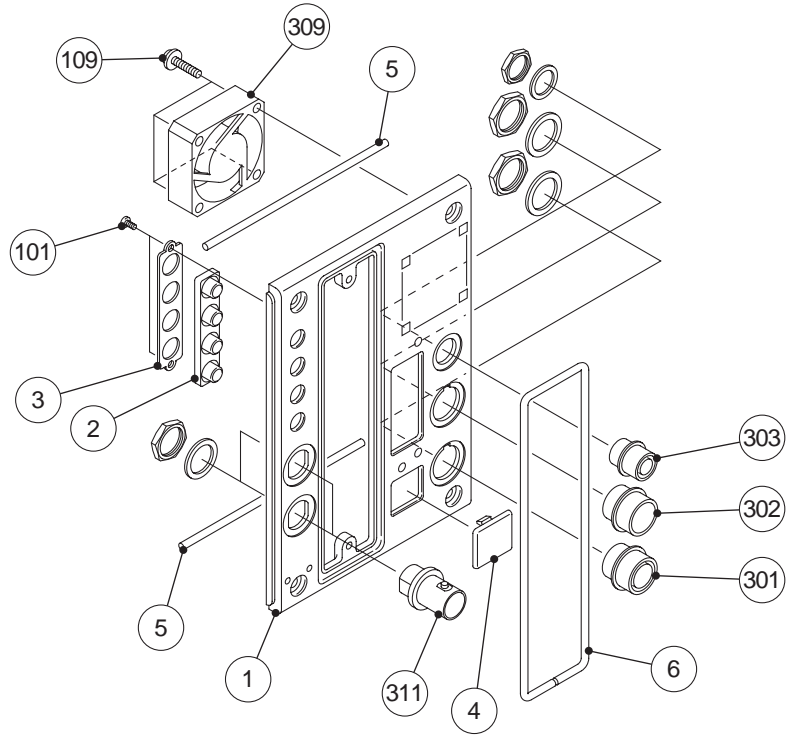
CHASSIS FRAME ASSEMBLY .....	PRT-1
REAR CASE ASSEMBLY .....	PRT-3
FRONT UNIT ASSEMBLY .....	PRT-4
PACKAGING PARTS ASSEMBLY .....	PRT-5

# CHASSIS FRAME ASSEMBLY





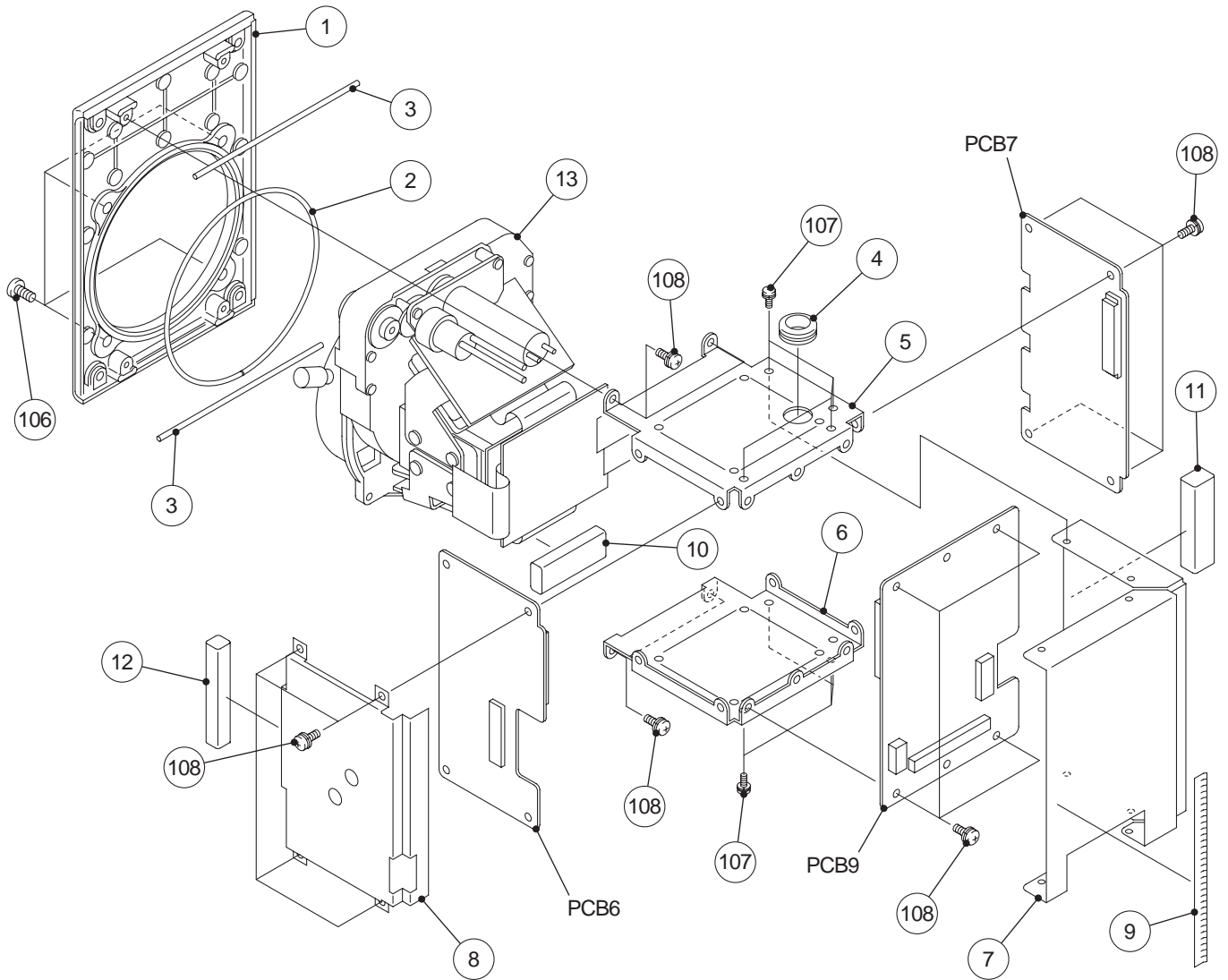
# REAR CASE ASSEMBLY



Ref. No.	Part No.	Part Name & Description	Pcs	Remarks
1	VGQB0186	REAR CASE	1	
2	VGUB0029	SWITCH BUTTON	1	
3	VMAB0132	BUTTON PLATE	1	
4	VKFB0005-1	HOLE CAP	1	
5	VMGB0034	SHIELD PARTS	2	
6	VMGB0036	SHIELD PARTS	1	
101	XQN2+A3FN	SCREW	2	
109	XYN26+J16FN	SCREW	4	
301	VEEB0155-1	CABLE	1	
302	VEEB0156-1	CABLE	1	
303	VEEB0157-1	CABLE	1	
309	S1VEEB0391-1	FAN ASSY	1	
311	K1SYYYA0002	CABLE	2	

Ref. No.	Part No.	Part Name & Description	Pcs	Remarks

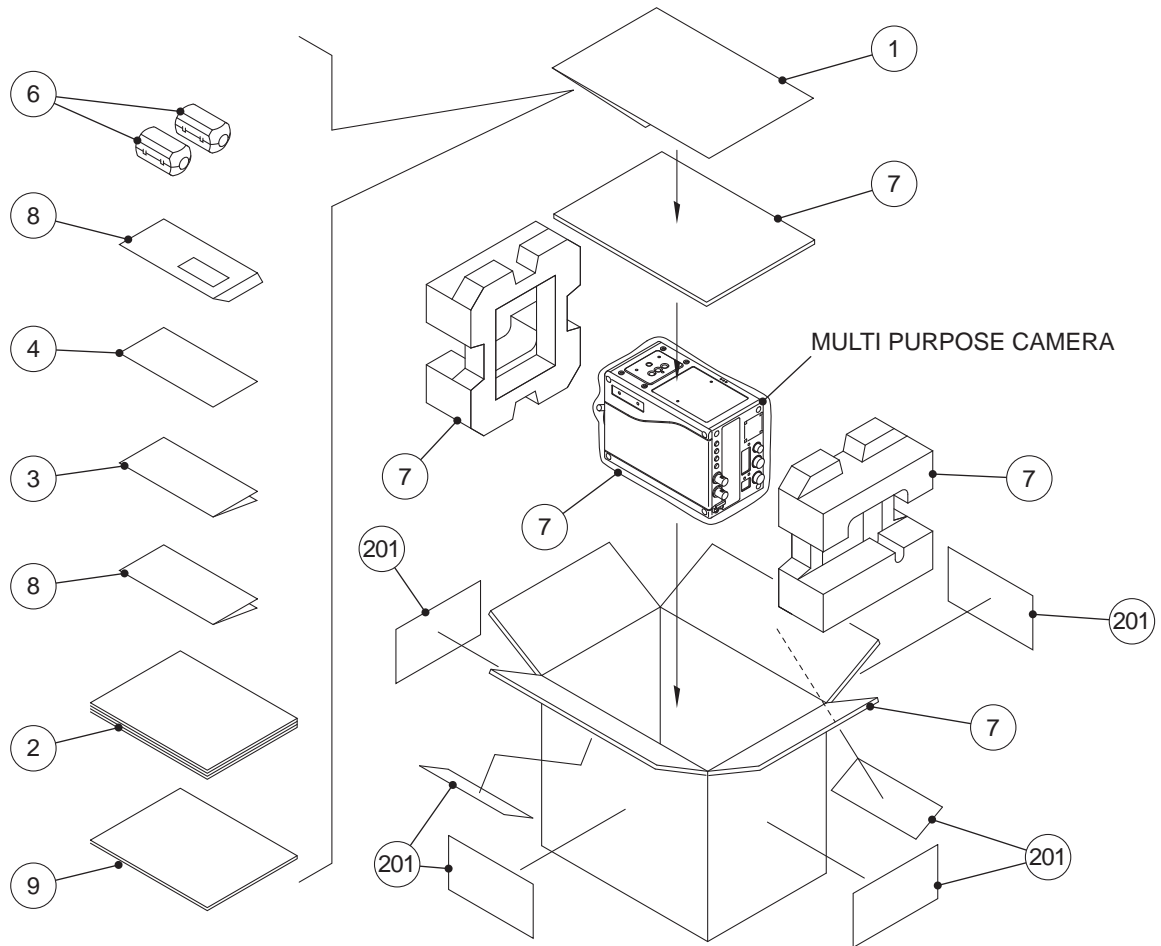
# FRONT UNIT ASSEMBLY



Ref. No.	Part No.	Part Name & Description	Pcs	Remarks
1	VGQB0113	FRONT CASE	1	
2	VMGB0033	SHIELD PARTS	1	
3	VMGB0034	SHIELD PARTS	4	
4	VMGB0037	GROMMET	1	
5	VMPB0073	MOUNTING ANGLE	1	
6	VMPB0074	MOUNTING ANGLE	1	
7	VSCB0077	SHIELD CASE	1	
8	VSCB0060	SHIELD CASE	1	
9	VSCB0065	SHIELD GASKET	1	
10	VMTB0126	GASKET	1	
11	VMTB0127	GASKET	1	
12	VMTB0128	GASKET	1	
13	S1B9BA0554AN	OPTICAL ASSY	1	
106	XSB3+6FJK	SCREW	4	
107	XYN2+J4FN	SCREW	8	
108	XYN26+J5FN	SCREW	16	

Ref. No.	Part No.	Part Name & Description	Pcs	Remarks
■ PCB6	S1VEPB0464B	DRIVE P.C.BOARD	1	(RTL)
■ PCB7	S1VEPB0465B	PREAMP P.C.BOARD	1	(RTL)
■ PCB9	S1VEPB0619A	TG P.C.BOARD	1	(RTL)

# PACKAGING PARTS ASSEMBLY



Ref. No.	Part No.	Part Name & Description	Pcs	Remarks
1	PE26X40C05B	POLYETHYLENE BAG	2	
△ 2	VQTB0328	OPERATING INSTRUCTIONS	1	(N)
	VQTB0321	OPERATING INSTRUCTIONS	1	(G)
	VQTB0322	OPERATING INSTRUCTIONS	1	(MC)
△ 3	VQC4626	UL SAFTY INSTRUCTIONS	1	(NORTH AMERICA)
△ 4	VQA0866	WARRANTY CARD	1	(NORTH AMERICA)
△ 5	A8UA0550E2	WARRANTY CARD	1	(JAPAN)
6	J0KG00000032	LC FILTER	2	
7	B9CA5443AN	PACKAGING ASSY	1	(N,MC)
	9C0A0001AA	PACKAGING ASSY	1	(G)
8	VQC3614	AREA SHEET	1	(G)
201	VQLB0309-1	PACKAGING LABEL	1	(N,G)
	VQLB0301	PACKAGING LABEL	1	(MC)

Ref. No.	Part No.	Part Name & Description	Pcs	Remarks